



US00D690469S

(12) **United States Design Patent**  
**Christianson**

(10) **Patent No.:** **US D690,469 S**

(45) **Date of Patent:** **\*\* Sep. 24, 2013**

(54) **WIG**

(76) **Inventor:** **Sandra Christianson, Mokena, IL (US)**

(\*\*) **Term:** **14 Years**

(21) **Appl. No.:** **29/396,169**

(22) **Filed:** **Jun. 27, 2011**

(51) **LOC (9) Cl.** ..... **28-03**

(52) **U.S. Cl.**  
USPC ..... **D28/92**

(58) **Field of Classification Search**  
USPC ..... D28/40, 92, 93; 132/53–56, 201;  
D2/501, 502, 865, 866, 874, 881  
See application file for complete search history.

(56) **References Cited**

**U.S. PATENT DOCUMENTS**

D357,343	S	*	4/1995	O'Neal et al.	.....	D2/866
5,594,956	A	*	1/1997	Barrientos	.....	2/207
D522,216	S	*	6/2006	Strong	.....	D2/881
D539,483	S	*	3/2007	Arnold	.....	D28/92
7,200,874	B2	*	4/2007	Leguenec	.....	2/202
D543,013	S	*	5/2007	Robinson, III	.....	D2/881
D592,832	S	*	5/2009	Radell	.....	D2/866
D596,380	S	*	7/2009	Chiappa-Wilson	.....	D2/866
D605,379	S	*	12/2009	James	.....	D2/866
2007/0113319	A1	*	5/2007	Brinn et al.	.....	2/174

**OTHER PUBLICATIONS**

Rear-view photograph (taken Sep. 22, 2009) and Front-view photograph (taken Sep. 22, 2009) of wig design (design sold on Dec 8, 2009). 1 page.

“Hairdanna is here to help: Mokena woman devises alternatives to wigs;” Mokena Messenger, Feb. 25, 2010, p. 9. (1 page).

\* cited by examiner

*Primary Examiner* — Zenia Bennett

(74) *Attorney, Agent, or Firm* — Klintworth & Rozenblat IP LLC

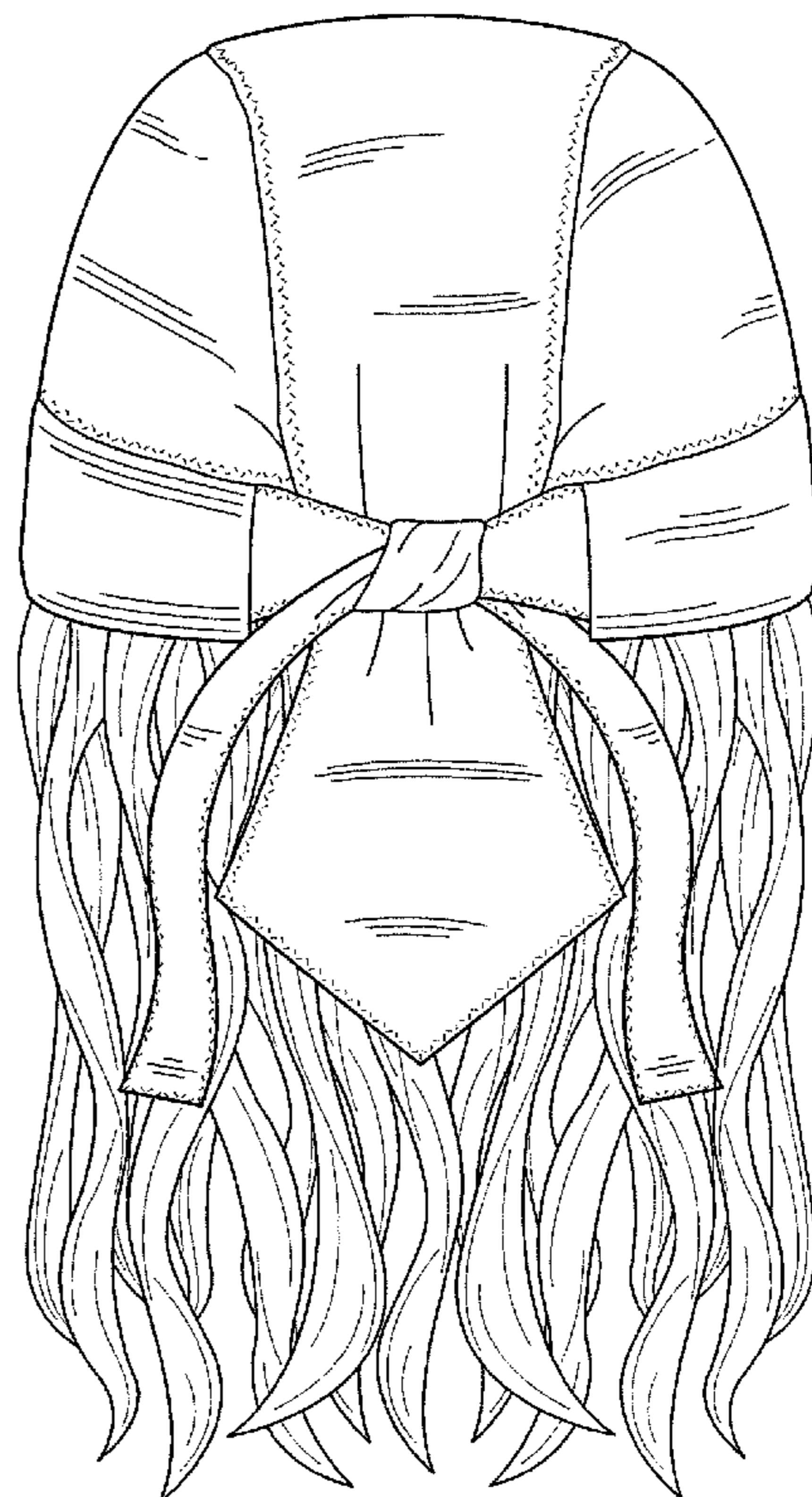

(57) **CLAIM**

The ornamental design for a wig, as shown and described.

**DESCRIPTION**

FIG. 1 is a perspective view of the wig showing a head covering and wavy hair;  
FIG. 2 is a right side elevational view of the wig;  
FIG. 3 is a left side elevational view of the wig;  
FIG. 4 is a front elevational view of the wig;  
FIG. 5 is a rear elevational view of the wig;  
FIG. 6 is a bottom plan view of the wig with an inner band of the wig shown in an expanded condition;  
FIG. 7 is a top plan view of the wig;  
FIG. 8 is a perspective view of the wig; and,  
FIG. 9 is a bottom plan view of the wig with an inner band of the wig shown in a contracted condition.  
The broken lines in the drawings show environmental structure that form no part of the design to be patented.

**1 Claim, 8 Drawing Sheets**






FIG. 1



FIG. 2



FIG. 3

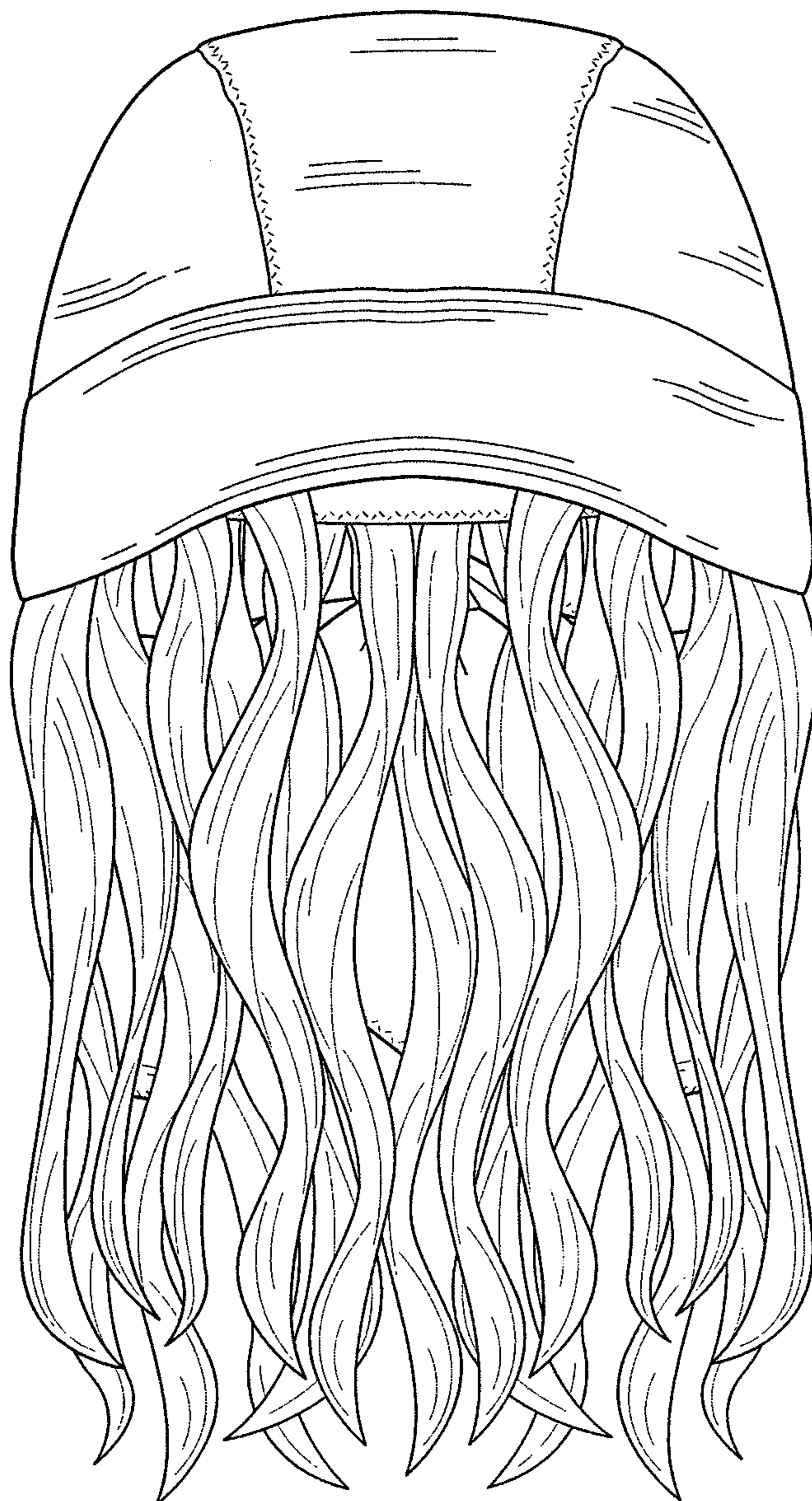


FIG. 4

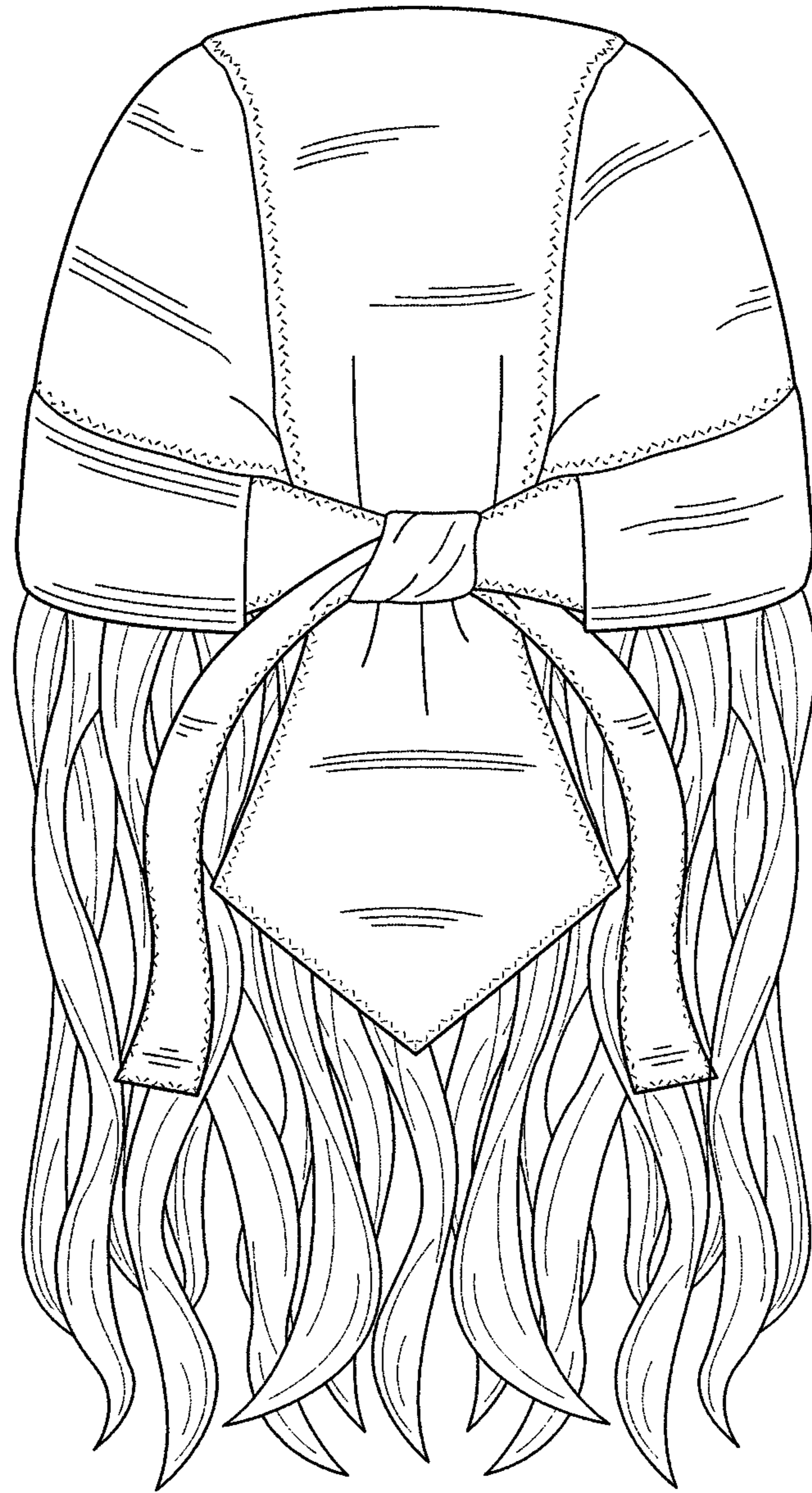


FIG. 5

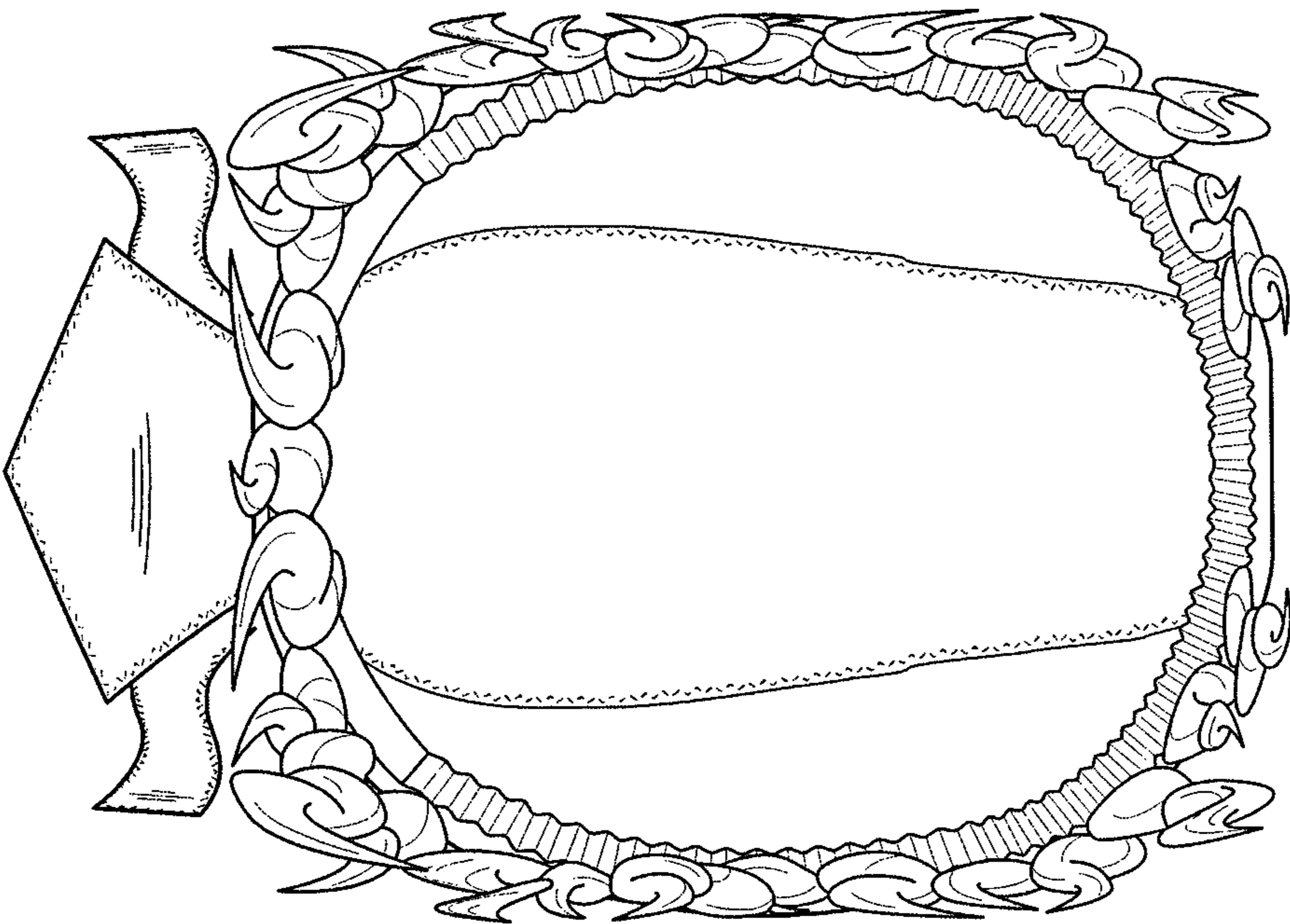


FIG. 7

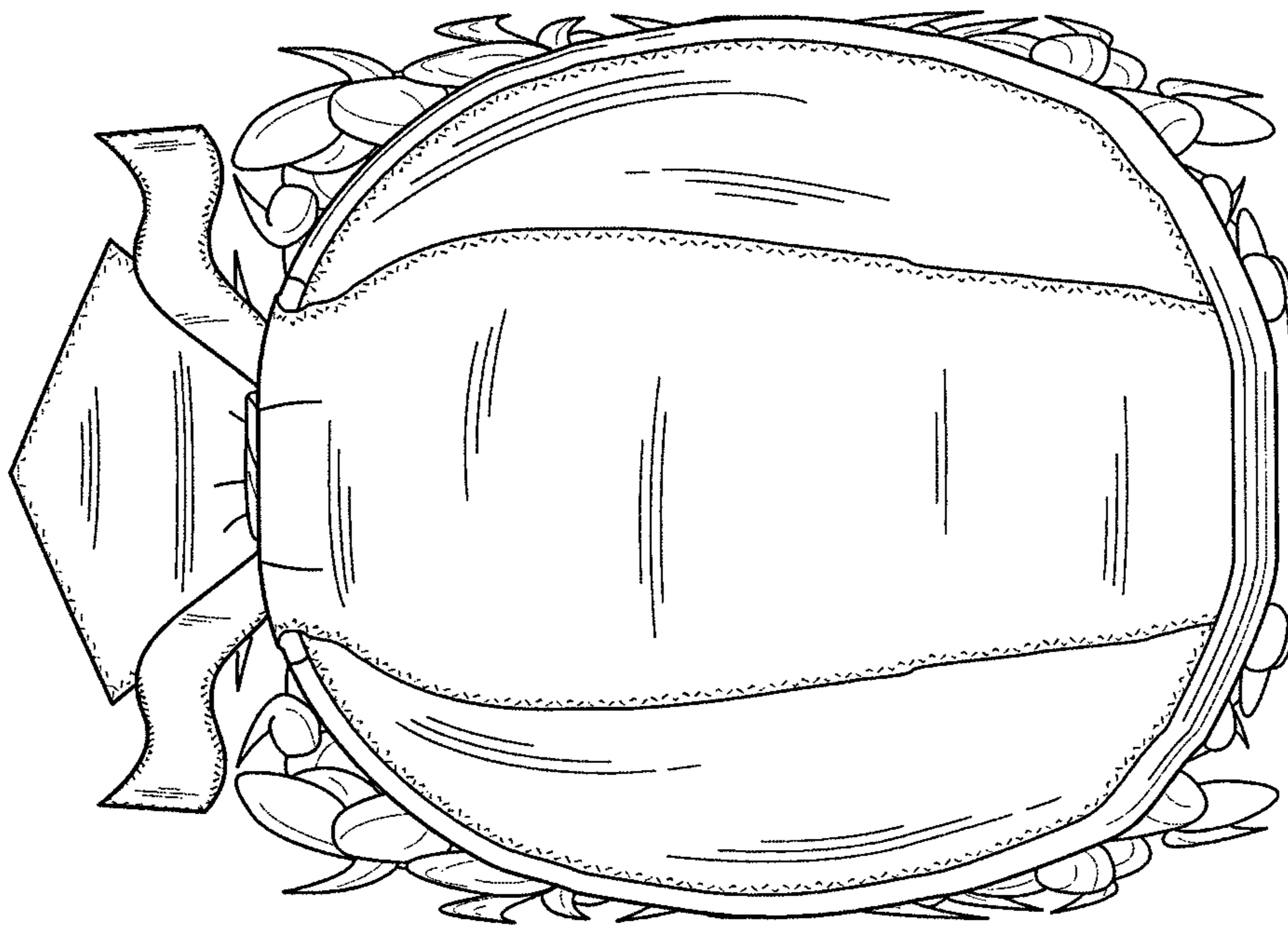


FIG. 6



FIG. 8






FIG. 9