



US00D690464S

(12) **United States Design Patent**  
**Holloway et al.**

(10) **Patent No.:** **US D690,464 S**

(45) **Date of Patent:** **\*\* Sep. 24, 2013**

(54) **PADDLE-SHAPED COSMETIC APPLICATOR TIP**

(71) Applicants: **Thomas F. Holloway**, Southbury, CT (US); **Stephen G. Dudienski**, Ansonia, CT (US)

(72) Inventors: **Thomas F. Holloway**, Southbury, CT (US); **Stephen G. Dudienski**, Ansonia, CT (US)

(73) Assignee: **HCP Packaging USA, Inc.**, Shelton, CT (US)

(\*\*) Term: **14 Years**

(21) Appl. No.: **29/435,514**

(22) Filed: **Oct. 24, 2012**

(51) **LOC (9) Cl.** ..... **28-02**

(52) **U.S. Cl.**  
USPC ..... **D28/7**

(58) **Field of Classification Search**  
USPC ..... D28/7, 8, 20–22, 30–31, 76, 85, D28/99; 132/108, 202, 208, 317.32; 401/202–207, 261–267; D4/132–135; D24/119

See application file for complete search history.

(56) **References Cited**

**U.S. PATENT DOCUMENTS**

D149,899	S	6/1948	Melnikoff	
4,437,477	A	3/1984	Gueret	
4,503,872	A	3/1985	Gueret	
D527,143	S *	8/2006	Fischer	D28/7
D537,200	S *	2/2007	Montoli	D28/7
D537,564	S *	2/2007	Montoli	D28/7
D538,975	S *	3/2007	Montoli	D28/7
D541,979	S *	5/2007	Montoli	D28/7
D544,644	S *	6/2007	Hartstock et al.	D28/7

7,475,692	B2	1/2009	Hartstock	
D586,048	S *	2/2009	Hartstock et al.	D28/76
7,866,327	B1	1/2011	Gueret	
D641,929	S *	7/2011	Poletto	D28/76
D641,930	S *	7/2011	Poletto	D28/76
D641,931	S *	7/2011	Poletto	D28/76
D641,932	S *	7/2011	Poletto	D28/76
2012/0037180	A1	2/2012	Rossi	

\* cited by examiner

*Primary Examiner* — Zenia Bennett

(74) *Attorney, Agent, or Firm* — O’Connell Law Firm; Thomas P. O’Connell

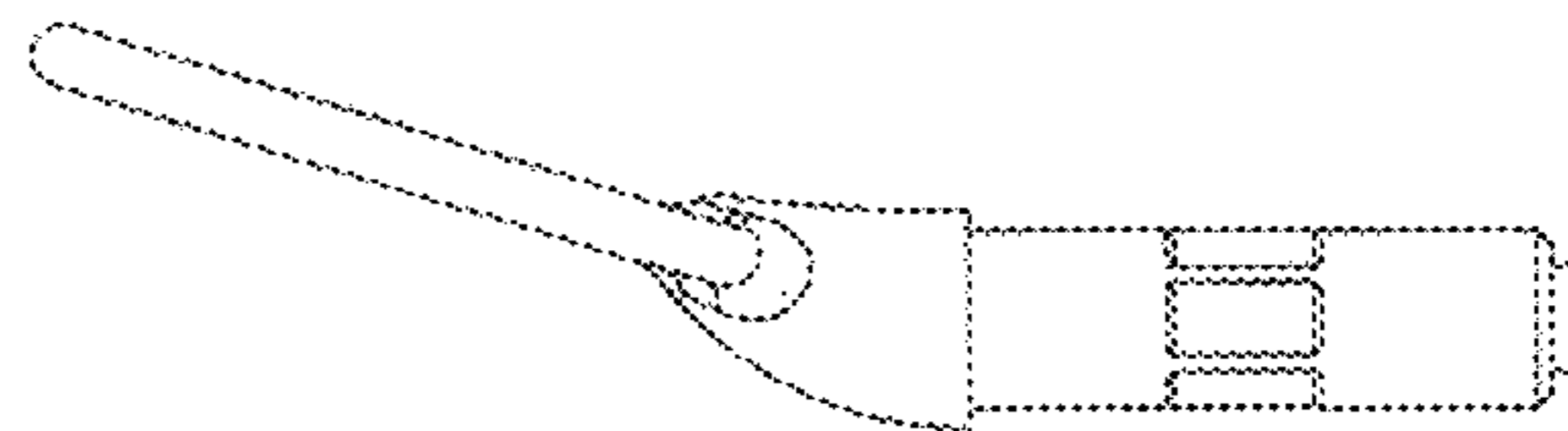

(57) **CLAIM**

The new and ornamental design for a paddle-shaped cosmetic applicator tip, as shown and described.

**DESCRIPTION**

FIG. 1 is a perspective view of a paddle-shaped cosmetic applicator tip showing our new design;  
 FIG. 2 is a top plan view of the paddle-shaped cosmetic applicator tip;  
 FIG. 3 is a view in front elevation of the paddle-shaped cosmetic applicator tip;  
 FIG. 4 is a view in left side elevation of the paddle-shaped cosmetic applicator tip with the view in right side elevation being a mirror image thereof;  
 FIG. 5 is a view in rear elevation of the paddle-shaped cosmetic applicator tip;  
 FIG. 6 is a bottom plan view of the paddle-shaped cosmetic applicator tip; and,  
 FIG. 7 is a perspective view of the paddle-shaped cosmetic applicator tip with the end portion flocked as indicated by broken lines, the flocking not forming part of the invention. The broken lines are shown for illustrative purposes only and form no part of the claimed design.

**1 Claim, 2 Drawing Sheets**






FIG. 1

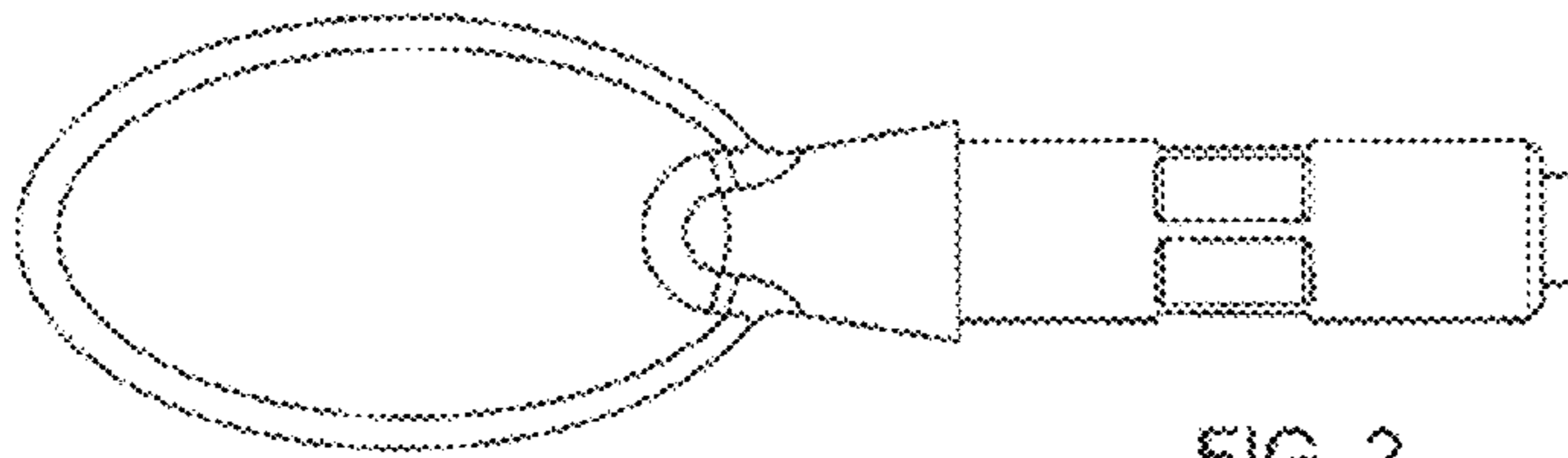


FIG. 2

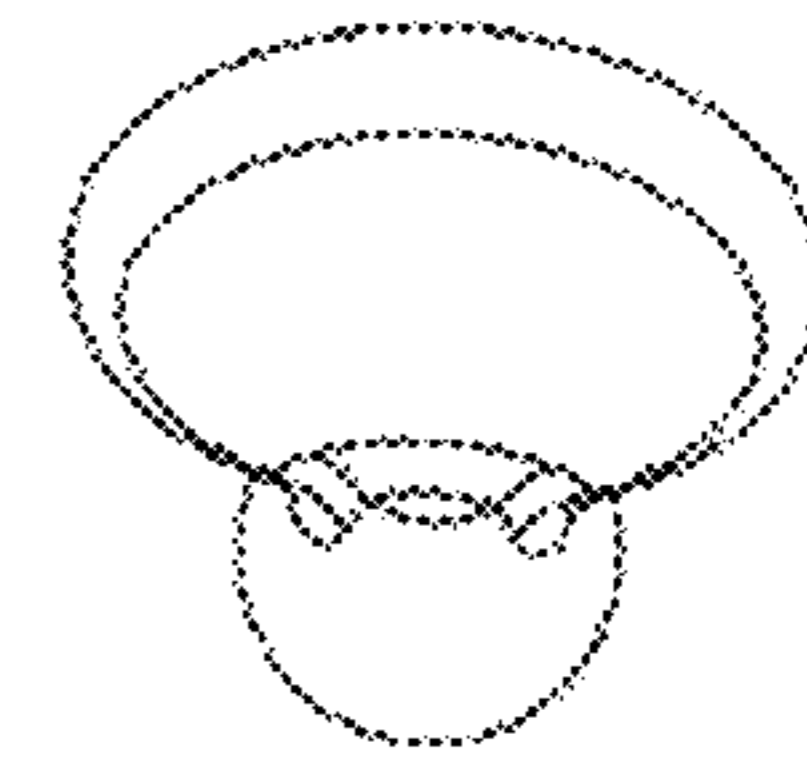


FIG. 3

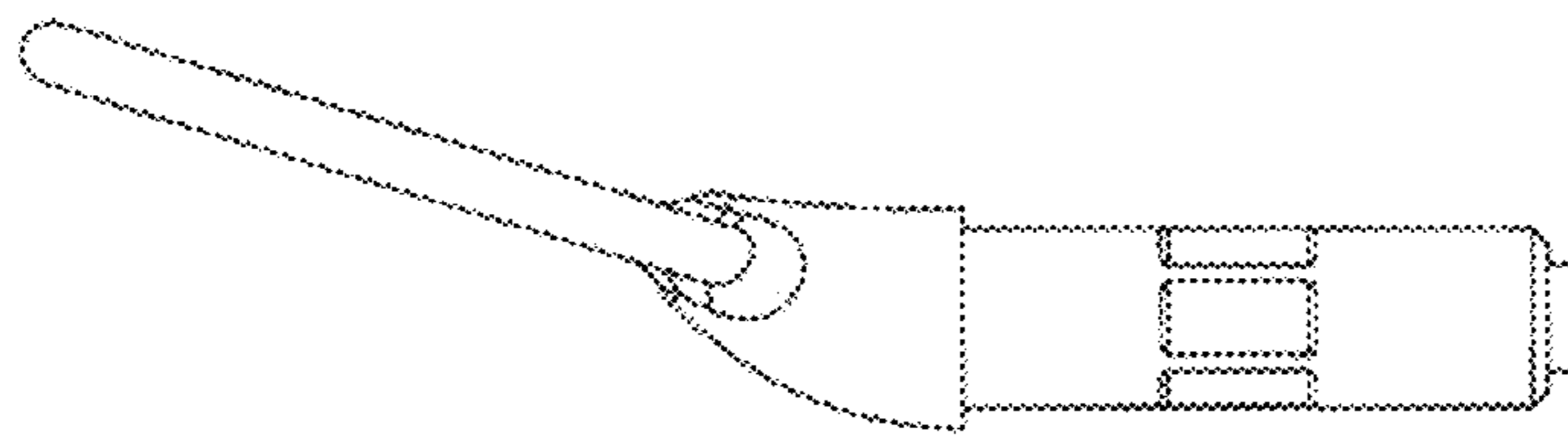


FIG. 4

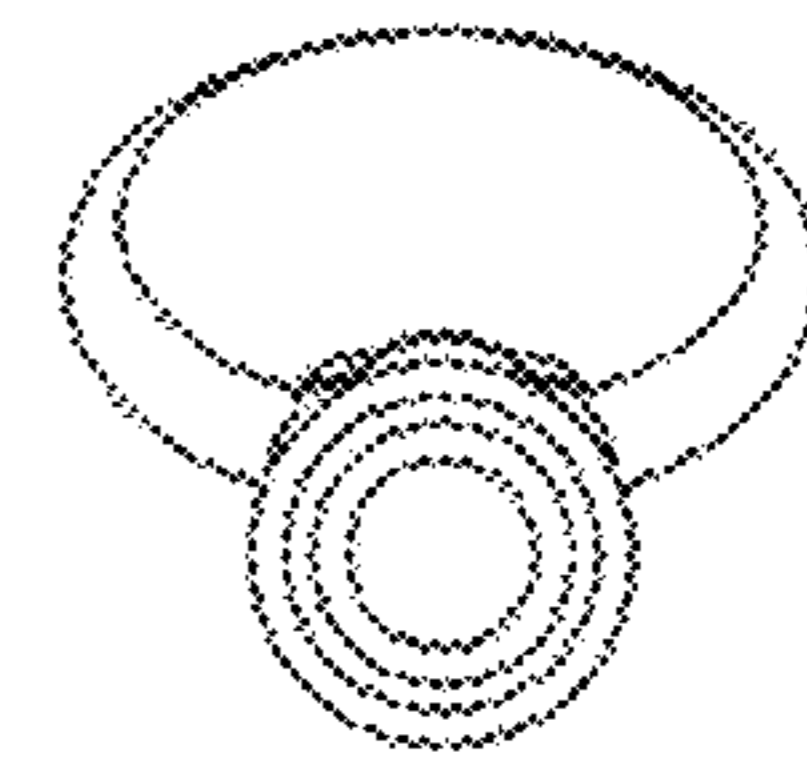


FIG. 5

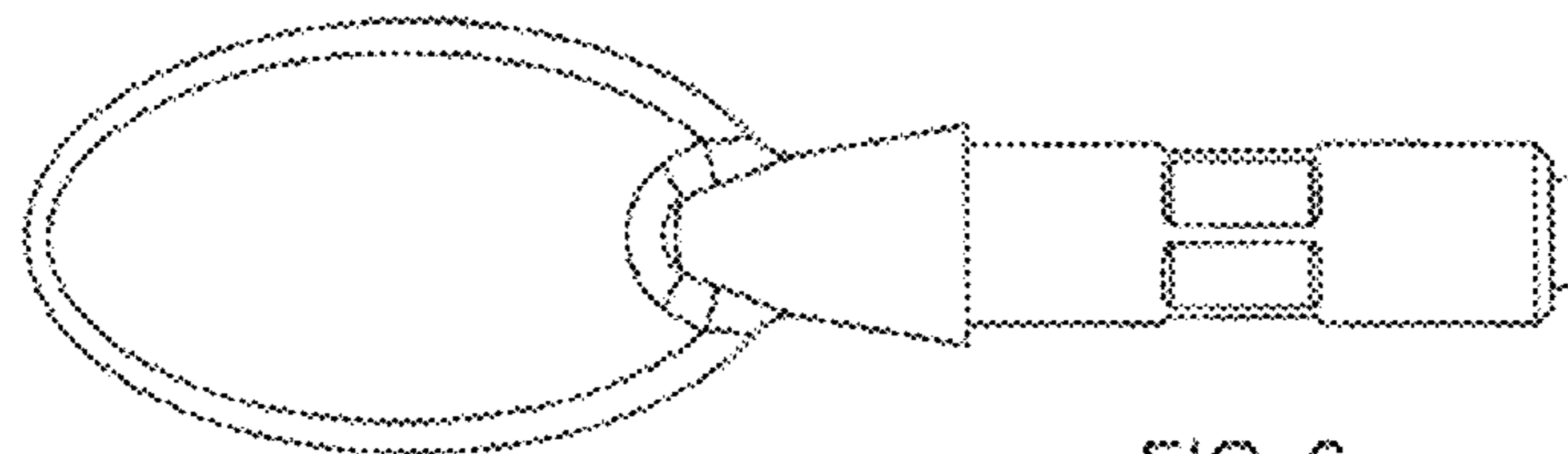


FIG. 6

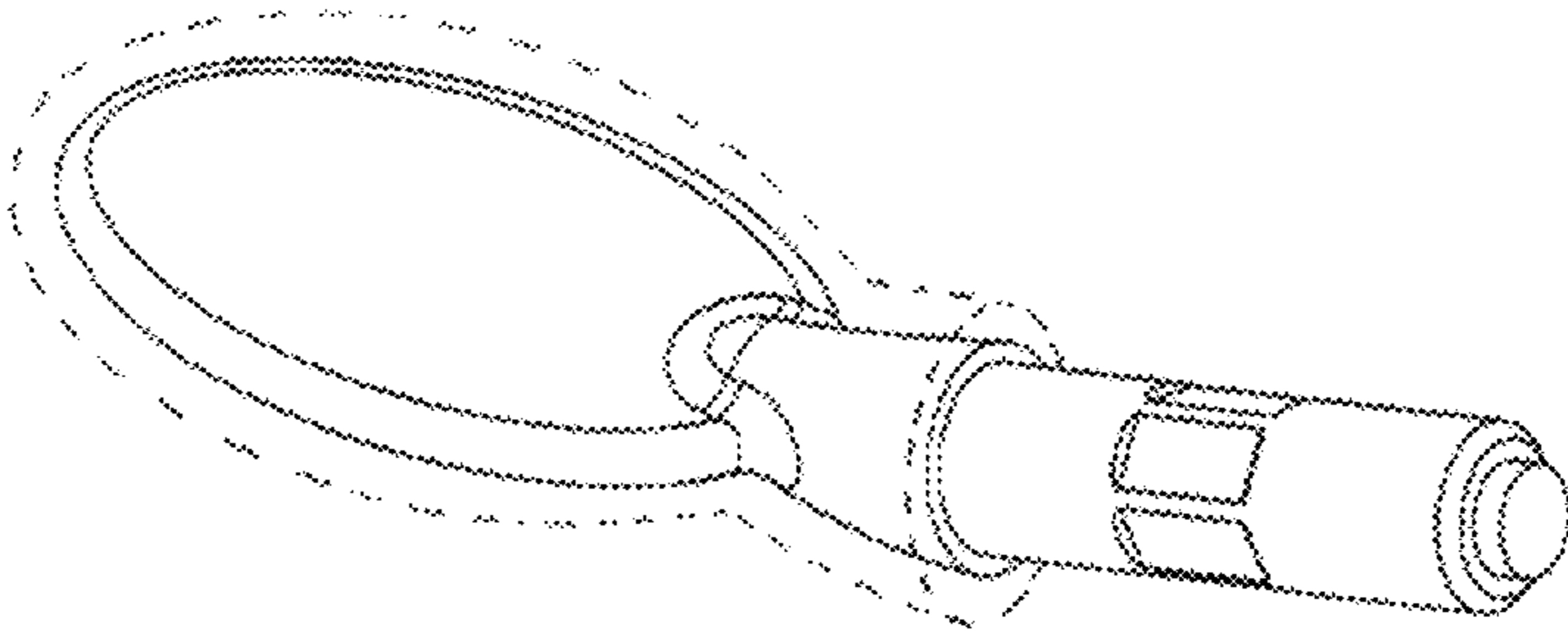


FIG. 7