



US00D690437S

(12) **United States Design Patent**
Burnquist et al.

(10) **Patent No.:** **US D690,437 S**

(45) **Date of Patent:** **** Sep. 24, 2013**

(54) **MOLDED CONCRETE PATIO STONE**

D660,982 S *	5/2012	Thomassen	D25/113
8,226,323 B2	7/2012	Bouchard et al.	
8,282,311 B2 *	10/2012	Chow	404/36
2008/0095577 A1 *	4/2008	Brun	404/42

(71) Applicant: **Anchor Wall Systems, Inc.**,
Minnetonka, MN (US)

* cited by examiner

(72) Inventors: **Robert Brian Burnquist**, Chaska, MN
(US); **Jay J. Johnson**, Star Prairie, WI
(US); **Robert Joel Wolter**, Chaska, MN
(US)

Primary Examiner — Anhdao Doan

(74) *Attorney, Agent, or Firm* — Merchant & Gould P.C.

(73) Assignee: **Anchor Wall Systems, Inc.**,
Minnetonka, MN (US)

(57) **CLAIM**

The ornamental design for molded concrete patio stone, as shown and described.

(**) Term: **14 Years**

(21) Appl. No.: **29/441,529**

DESCRIPTION

(22) Filed: **Jan. 7, 2013**

(51) **LOC (9) Cl.** **25-01**

(52) **U.S. Cl.**

USPC **D25/113**

(58) **Field of Classification Search**

USPC D25/102–118, 136, 138, 140, 151,
D25/152, 153, 156–162, 164; D21/484–491,
D21/499–504; 405/16, 284, 286; 52/503–505,
52/574, 575, 596–612; 404/27–42; D8/1
See application file for complete search history.

FIG. 1 is a perspective view of an embodiment of a molded concrete patio stone having a false joint and spacers shown in broken lines, the broken lines forming no part of the design sought to be patented;

FIG. 2 is a front view of the patio stone of FIG. 1, the portions shown in broken lines forming no part of the design sought to be patented;

FIG. 3 is a rear view of the patio stone of FIG. 1, the portions shown in broken lines forming no part of the design sought to be patented;

FIG. 4 is a right side view of the patio stone of FIG. 1, the portions shown in broken lines forming no part of the design sought to be patented;

FIG. 5 is a left side view of the patio stone of FIG. 1, the portions shown in broken lines forming no part of the design sought to be patented;

FIG. 6 is a top view of the patio stone of FIG. 1, the portions shown in broken lines forming no part of the design sought to be patented; and,

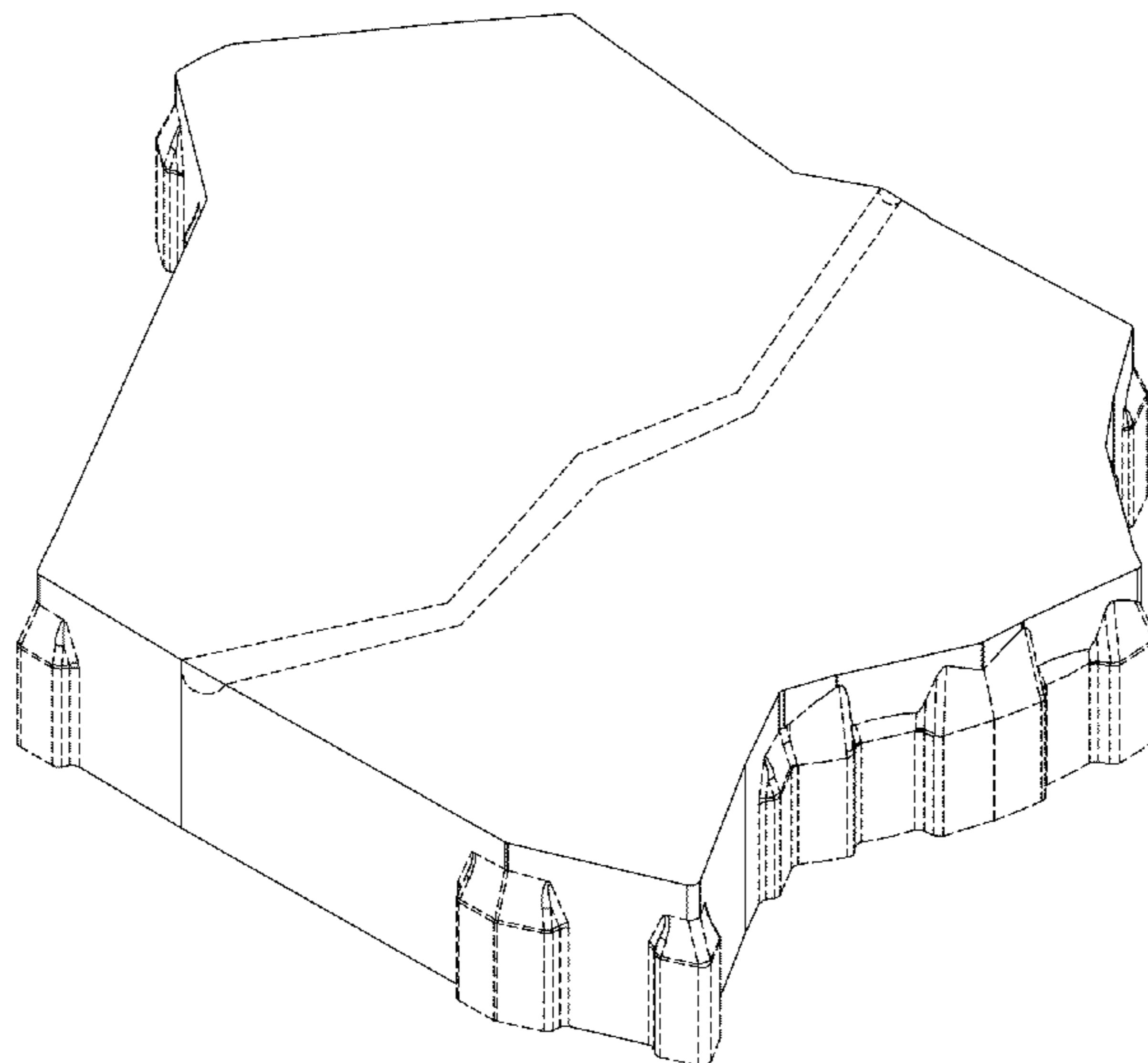
FIG. 7 is a bottom view of the patio stone of FIG. 1, the portions shown in broken lines forming no part of the design sought to be patented.

(56) **References Cited**

U.S. PATENT DOCUMENTS

D537,501 S	2/2007	Riccobene	
7,393,155 B2	7/2008	Riccobene	
D578,658 S *	10/2008	Keys	D25/113
D586,925 S	2/2009	Riccobene	
7,484,910 B2	2/2009	Mugge	
D624,203 S *	9/2010	Thomassen et al.	D25/113
D640,800 S *	6/2011	Thomassen	D25/113
7,988,382 B2	8/2011	Castonguay et al.	
8,002,494 B2	8/2011	Ciccarello	
D645,574 S *	9/2011	Thomassen	D25/113
8,011,152 B2	9/2011	Thomassen	

1 Claim, 5 Drawing Sheets



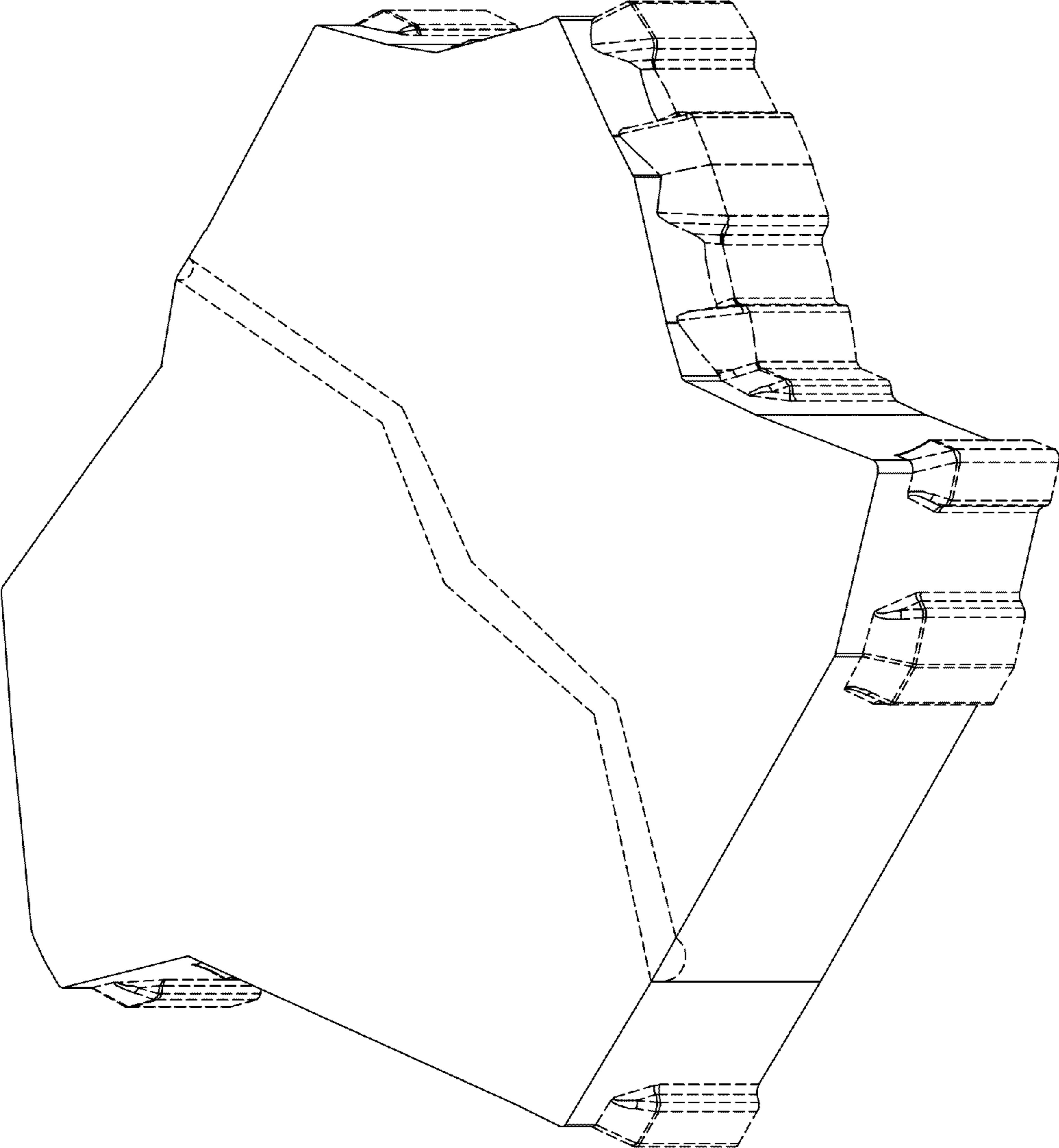


FIG. 1

FIG. 2

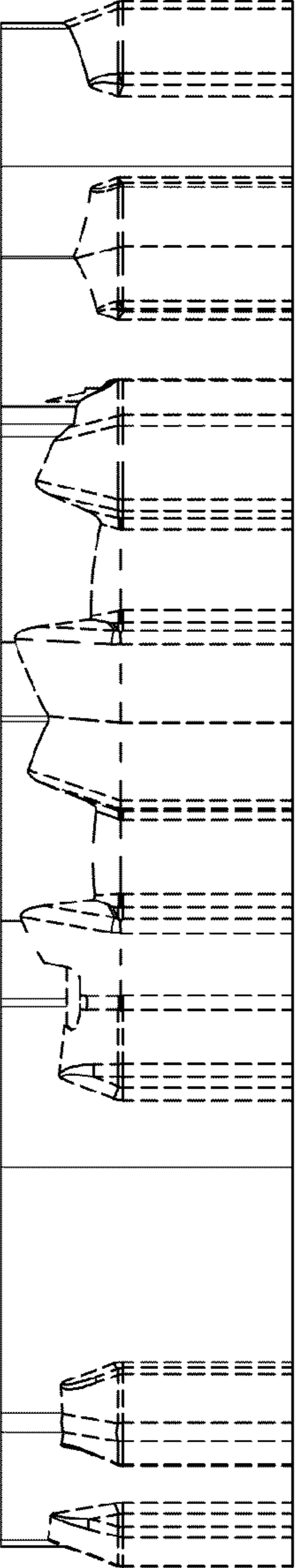
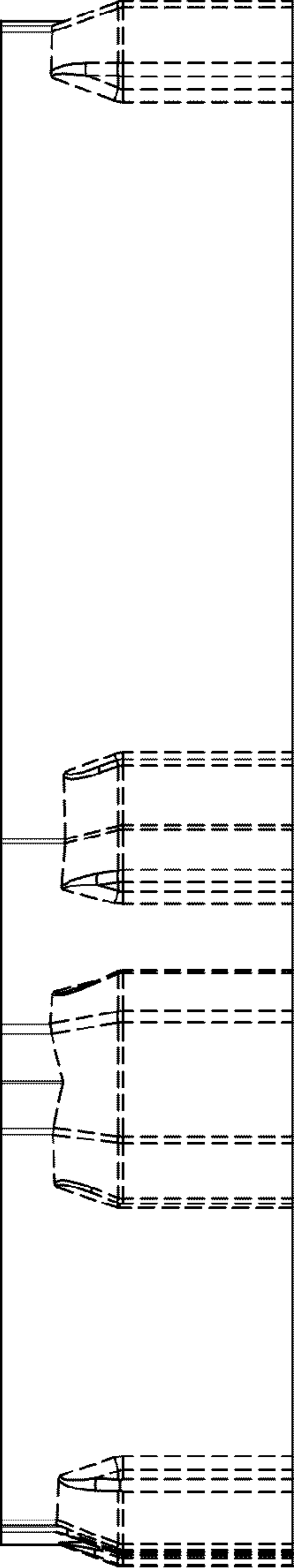


FIG. 3



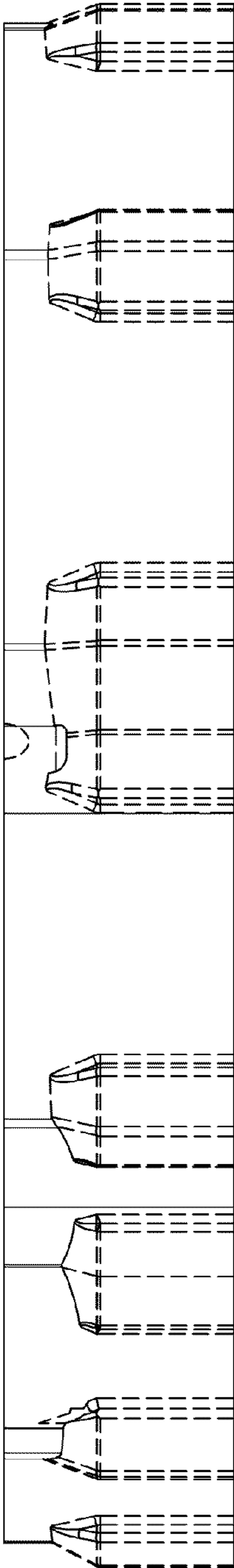


FIG. 4




FIG. 5

FIG. 6

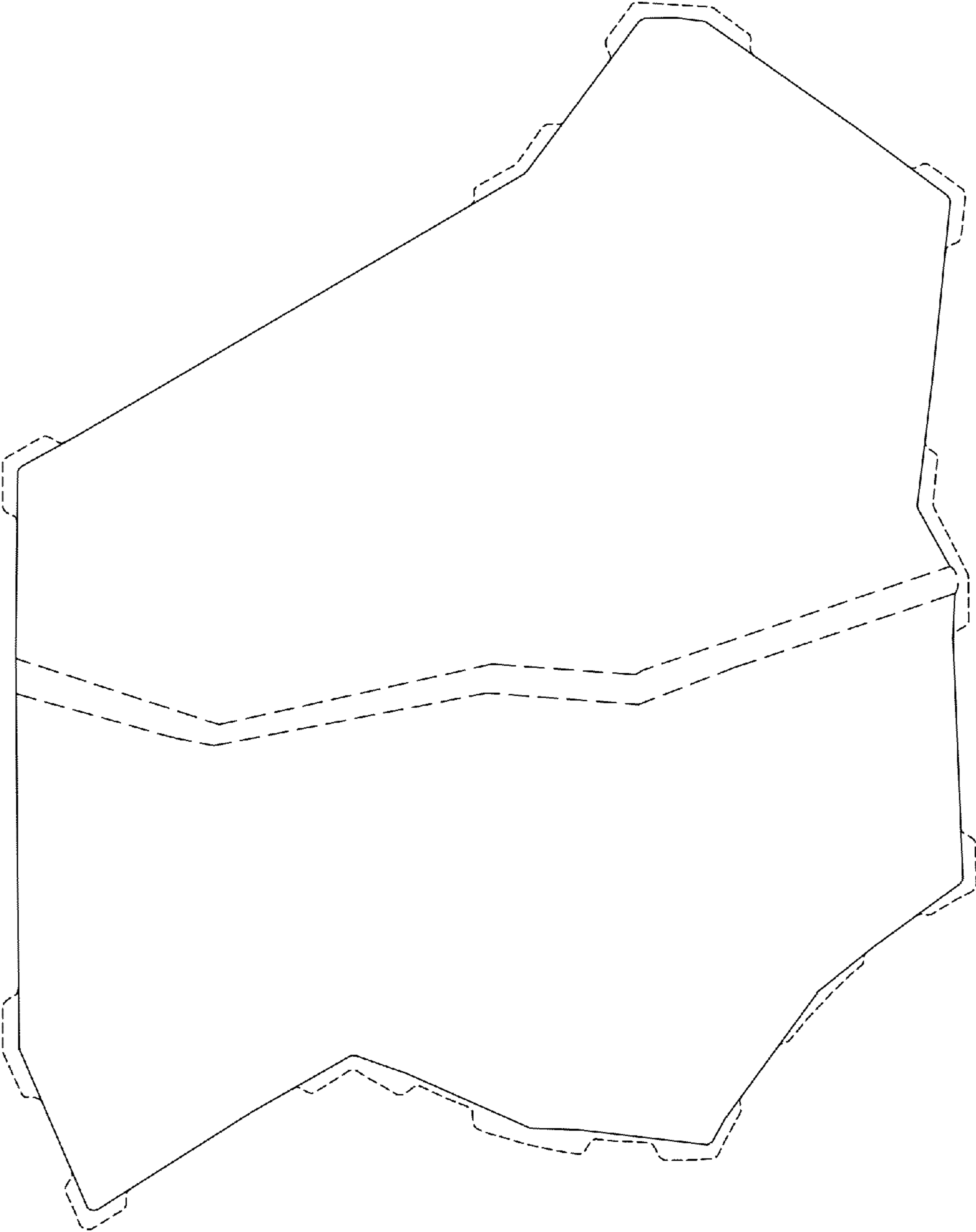


FIG. 7

