



US00D690431S

(12) **United States Design Patent**
Nohr

(10) **Patent No.:** **US D690,431 S**
(45) **Date of Patent:** **** Sep. 24, 2013**

- (54) **PERSONAL BACK MASSAGER**
- (71) Applicant: **Geoffrey S. Nohr**, Enterprise, OR (US)
- (72) Inventor: **Geoffrey S. Nohr**, Enterprise, OR (US)
- (**) Term: **14 Years**
- (21) Appl. No.: **29/448,216**
- (22) Filed: **Mar. 11, 2013**
- (51) **LOC (9) Cl.** **28-03**
- (52) **U.S. Cl.**
USPC **D24/215**
- (58) **Field of Classification Search**
USPC D24/200, 211, 212, 213, 214, 215;
601/114, 120, 121, 124, 125, 130, 131, 134,
601/135, 136, 137
See application file for complete search history.

(56) **References Cited**

U.S. PATENT DOCUMENTS

D185,246	S *	5/1959	Taran	D24/211
4,266,536	A *	5/1981	Casares	601/119
D268,362	S *	3/1983	Wong	D24/211
4,798,198	A *	1/1989	Wright	601/119
D326,525	S *	5/1992	Shimizu	D24/214
D326,721	S *	6/1992	Ujifusa et al.	D24/211
D336,959	S *	6/1993	Liming	D24/214
D340,527	S *	10/1993	Goodell	D24/211
D359,124	S *	6/1995	Rosenberg	D24/211
5,560,746	A *	10/1996	Willow	601/135
D423,676	S *	4/2000	Lazio	D24/214
D436,181	S *	1/2001	Lazio	D24/214
6,245,031	B1	6/2001	Pearson	
D444,566	S *	7/2001	Thomas et al.	D24/214
D445,905	S *	7/2001	Hey	
D456,909	S *	5/2002	Szabo	D24/214

6,758,826	B2 *	7/2004	Luetngen et al.	601/73
7,122,015	B2 *	10/2006	Luetngen et al.	601/73
7,137,960	B2	11/2006	Tien	
7,223,251	B1	5/2007	Phillips	
D590,510	S *	4/2009	Johansen et al.	D24/214
7,645,248	B2	1/2010	Brown	
D639,444	S *	6/2011	A	D24/214
D646,794	S *	10/2011	Hennessey	D24/214
8,142,376	B2	3/2012	Gueret	
D669,591	S *	10/2012	Heininen	D24/214

OTHER PUBLICATIONS

<http://www.sears.com/pressure-positive-hand-held-back-massager-pressure-positive/p-SPM137767539?prdNo=12&blockNo=12&blockType=G12> Accessed Oct. 31, 2012.
http://www.litherockmommy.com/2012_10_03_archive.html Accessed Oct. 31, 2012.

* cited by examiner

Primary Examiner — Sandra Snapp
 (74) *Attorney, Agent, or Firm* — Montgomery Patent & Design; Robert C. Montgomery

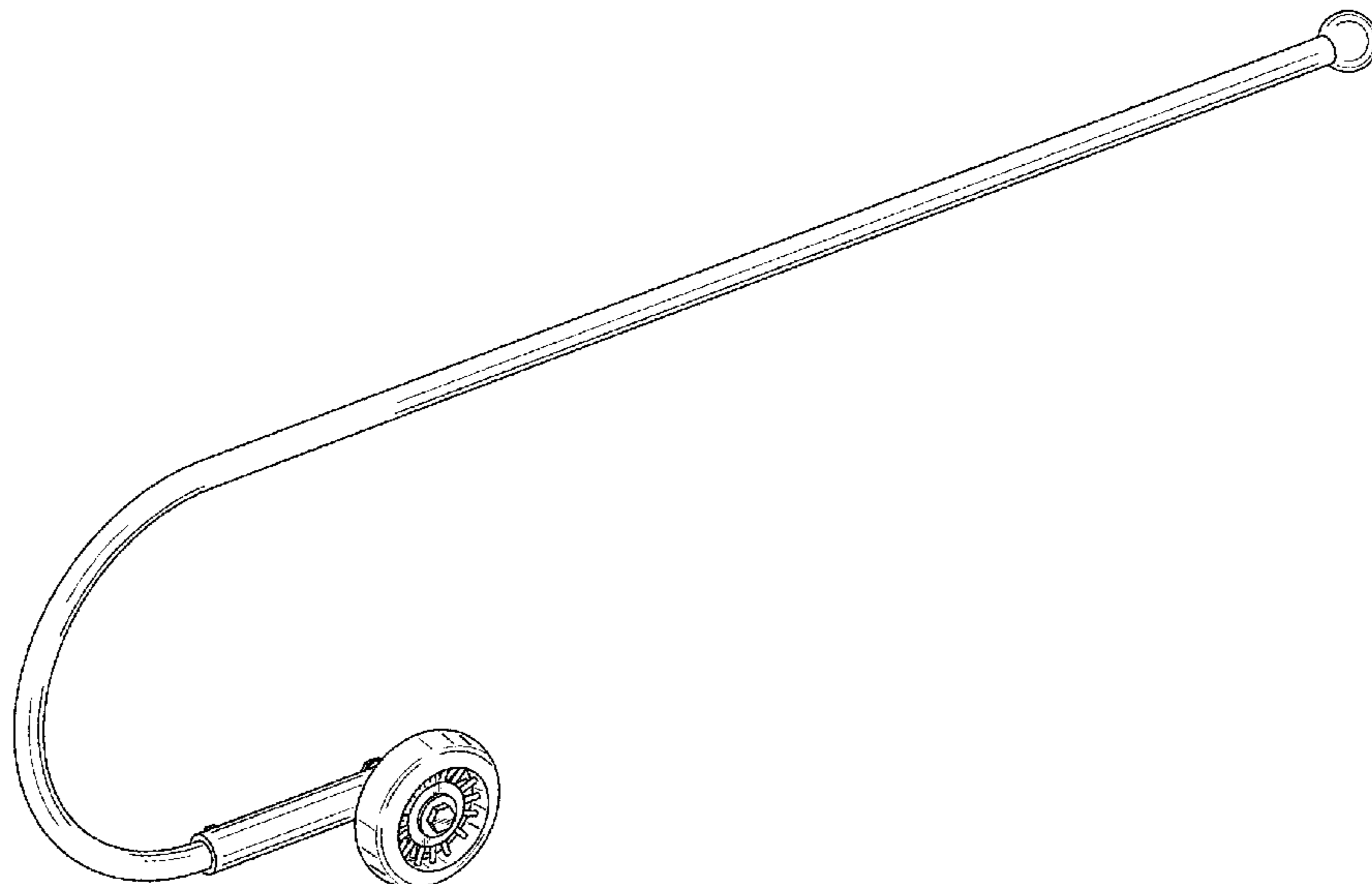
(57) **CLAIM**

The ornamental design for a personal back massager, as shown and described.

DESCRIPTION

FIG. 1 is an isometric view of a personal back massager;
 FIG. 2 is a front view thereof;
 FIG. 3 is a rear view thereof;
 FIG. 4 a left-hand side view thereof,
 FIG. 5 is a right-hand side view thereof;
 FIG. 6 is a top view thereof; and,
 FIG. 7 is a bottom view thereof.

1 Claim, 5 Drawing Sheets



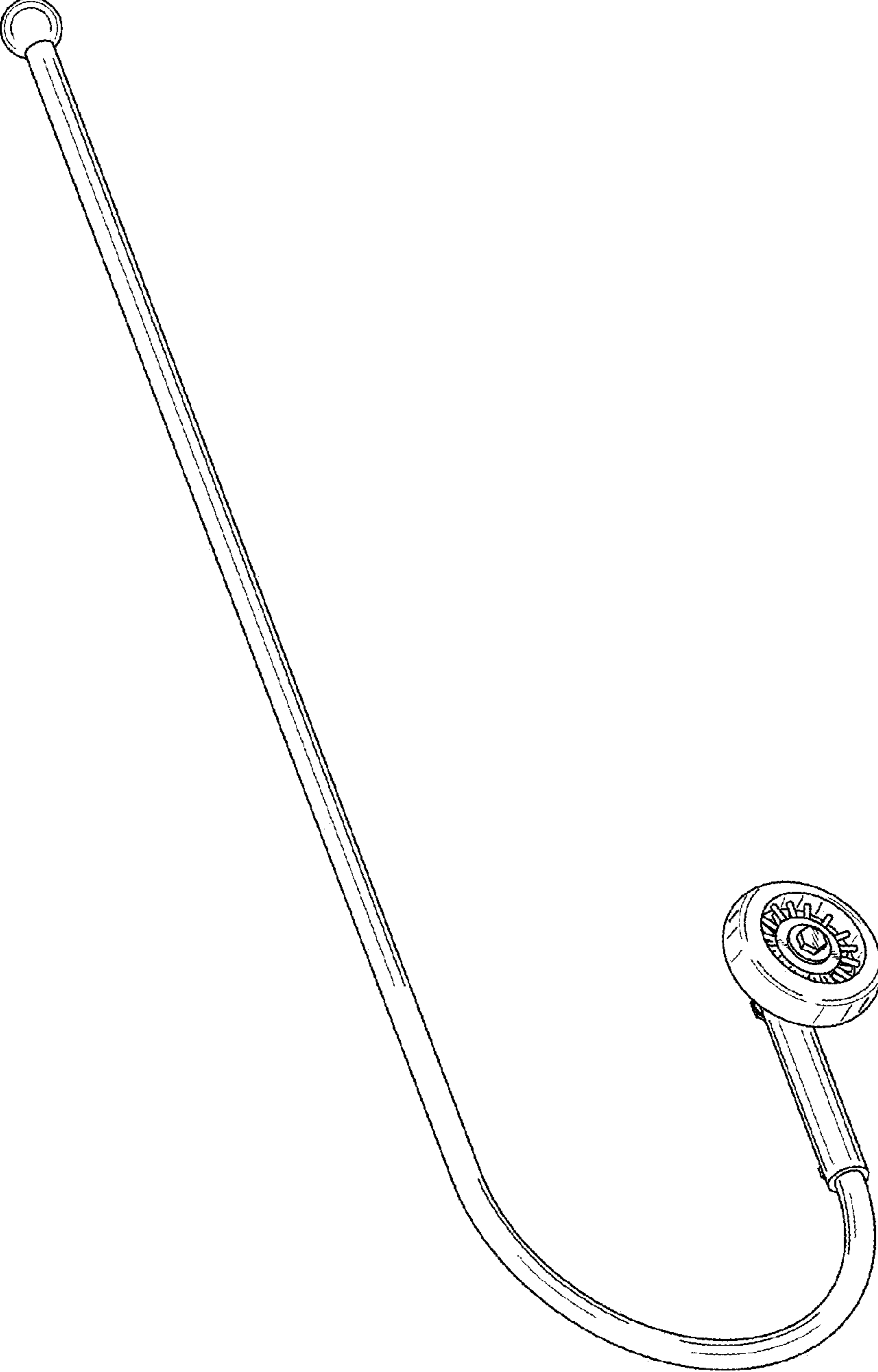


Fig. 1




Fig. 2




Fig. 3




Fig. 5

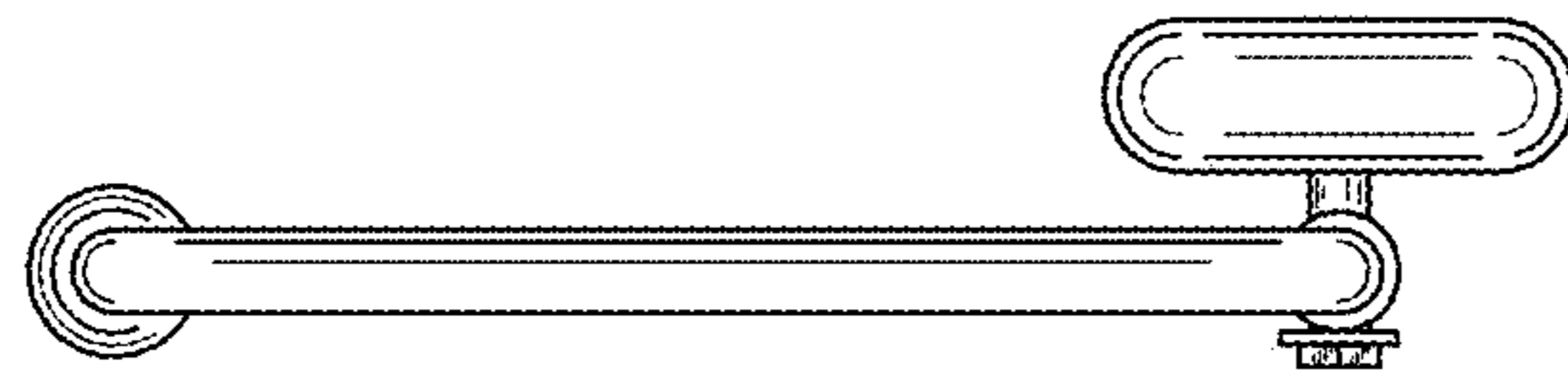


Fig. 4

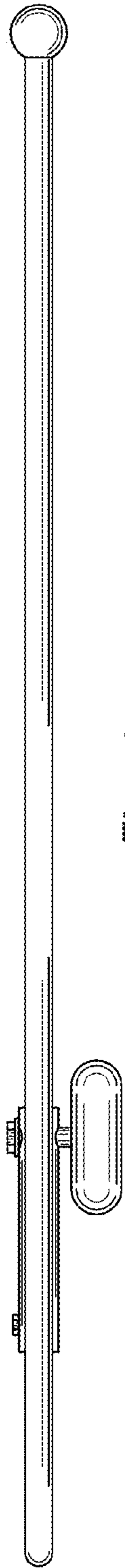


Fig. 6

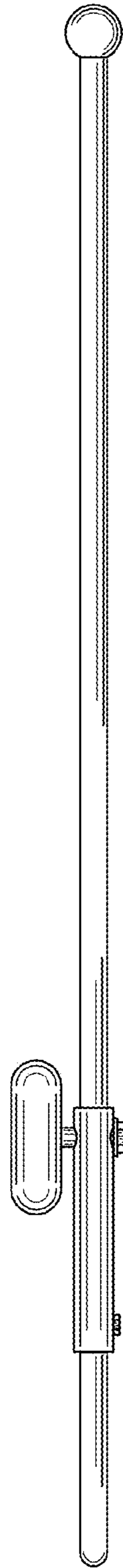


Fig. 7