

US00D690425S

(12) **United States Design Patent**  
**Heinecke et al.**

(10) **Patent No.:** **US D690,425 S**

(45) **Date of Patent:** **\*\* Sep. 24, 2013**

(54) **MEDICAL DRESSING**

(71) Applicant: **3M Innovative Properties Company**,  
St. Paul, MN (US)

(72) Inventors: **Steven Bruce Heinecke**, New  
Richmond, WI (US); **Richard L.  
Jacobson**, Stillwater, MN (US)

(73) Assignee: **3M Innovative Properties Company**,  
Saint Paul, MN (US)

(\*\*) Term: **14 Years**

(21) Appl. No.: **29/448,174**

(22) Filed: **Mar. 11, 2013**

(51) **LOC (9) Cl.** ..... **24-04**

(52) **U.S. Cl.**  
USPC ..... **D24/189**

(58) **Field of Classification Search**  
USPC ..... D24/128, 130, 188–189; 604/179–180,  
604/187, 227; 602/58–59; 128/DIG. 26  
See application file for complete search history.

(56) **References Cited**

U.S. PATENT DOCUMENTS

D408,541 S *	4/1999	Dunshee et al.	.....	D24/189
D409,754 S *	5/1999	Dunshee et al.	.....	D24/189
D430,674 S *	9/2000	Dunshee et al.	.....	D24/189
D454,955 S *	3/2002	Dunshee et al.	.....	D24/189
D503,982 S *	4/2005	Liedtke et al.	.....	D24/189
D511,005 S *	10/2005	Liedtke et al.	.....	D24/189

D516,729 S *	3/2006	Liedtke et al.	.....	D24/189
D545,440 S *	6/2007	Jensen	.....	D24/189
D572,824 S *	7/2008	Propp	.....	D24/189
D620,123 S *	7/2010	Igwebuike	.....	D24/189
D672,464 S *	12/2012	Holm et al.	.....	D24/189
D679,402 S *	4/2013	Conrad-Vlasak et al.	...	D24/189
D679,403 S *	4/2013	Heinecke et al.	.....	D24/189
D683,858 S *	6/2013	Smith	.....	D24/189

\* cited by examiner

*Primary Examiner* — T. Chase Nelson

*Assistant Examiner* — Michelle E Wilson

(74) *Attorney, Agent, or Firm* — Trisha D. Adamson

(57) **CLAIM**

The ornamental design for a medical dressing, as shown and described.

**DESCRIPTION**

FIG. 1 is a perspective view of a new design for a medical dressing;

FIG. 2 is a top view thereof;

FIG. 3 is a bottom view thereof;

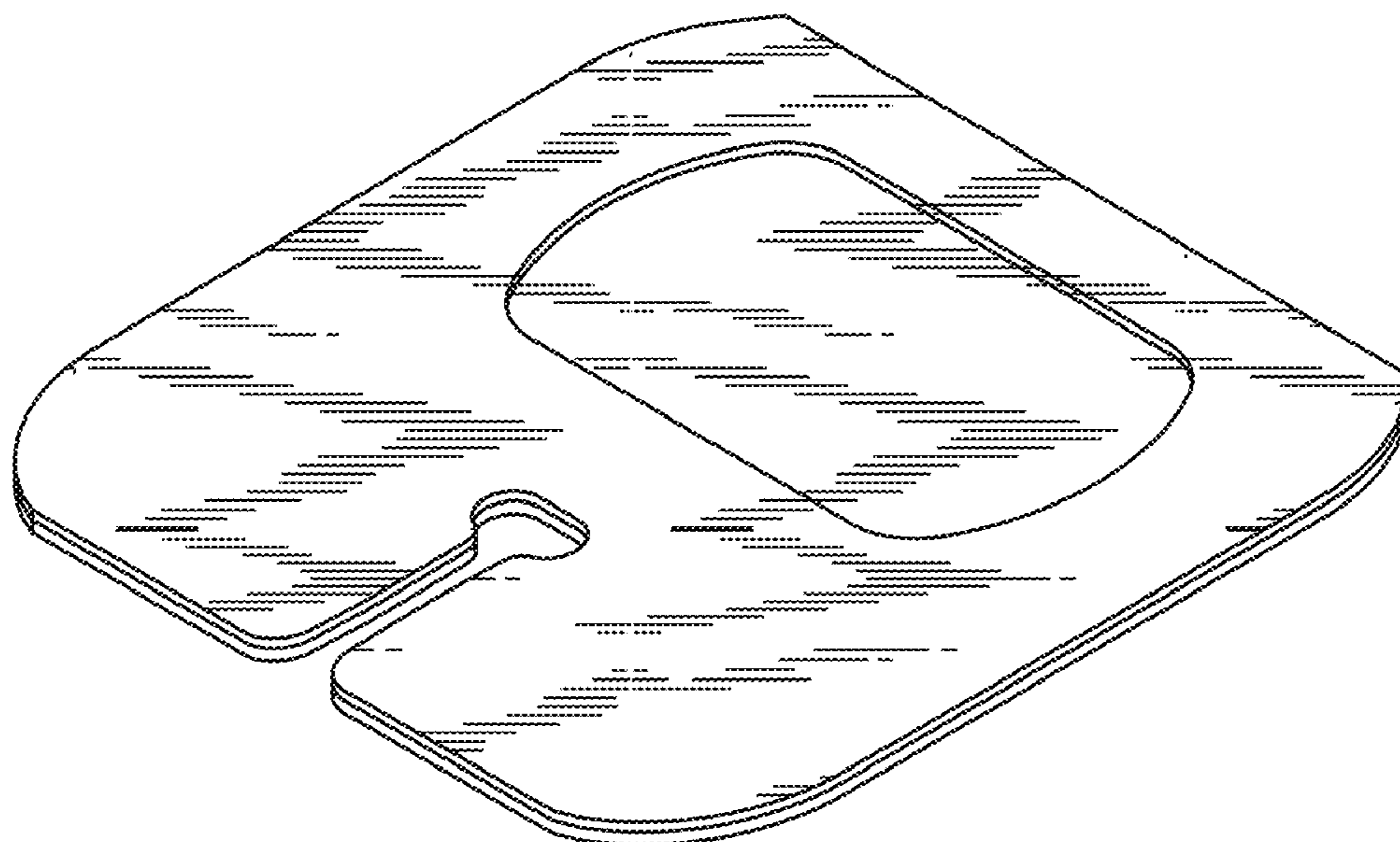
FIG. 4 is a front view thereof;

FIG. 5 is a rear view thereof; and,

FIG. 6 is a right side view thereof, the left side being a mirror images thereof.

The surface shading illustrated in the drawings is provided merely to highlight the contour of design; it is not intended to be illustrative of texture or gloss and forms no part of the claimed design.

**1 Claim, 2 Drawing Sheets**



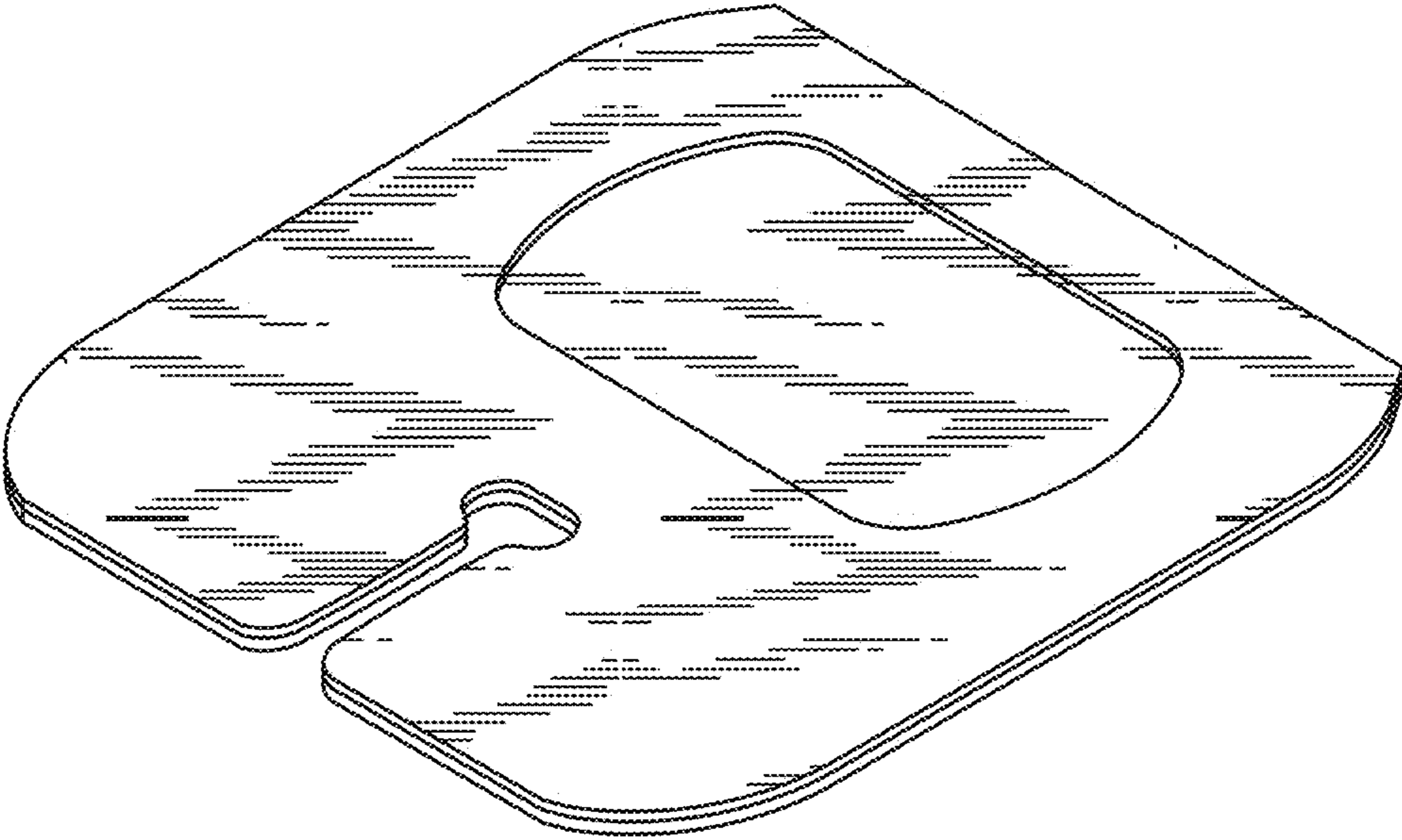


FIG. 1

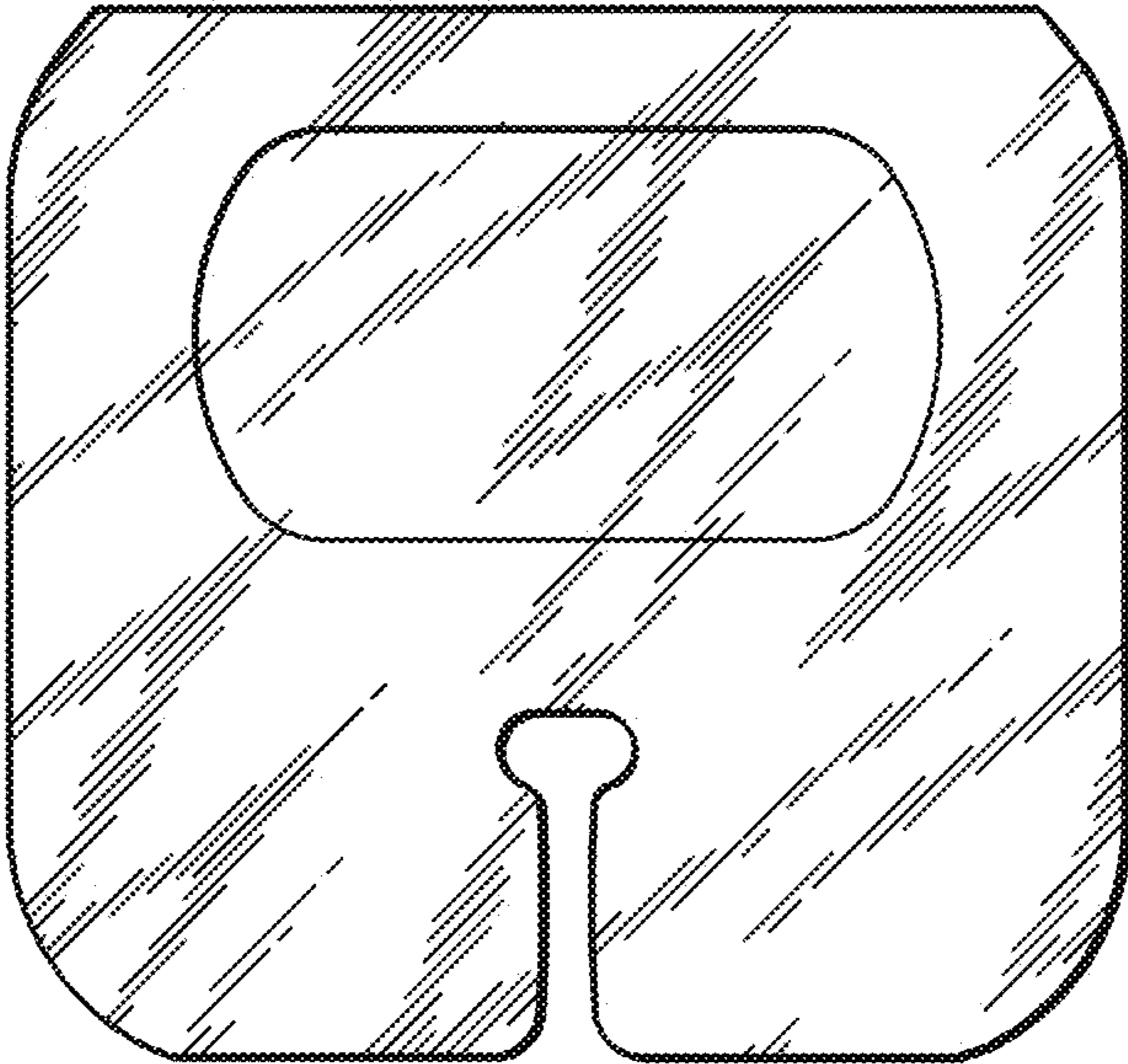
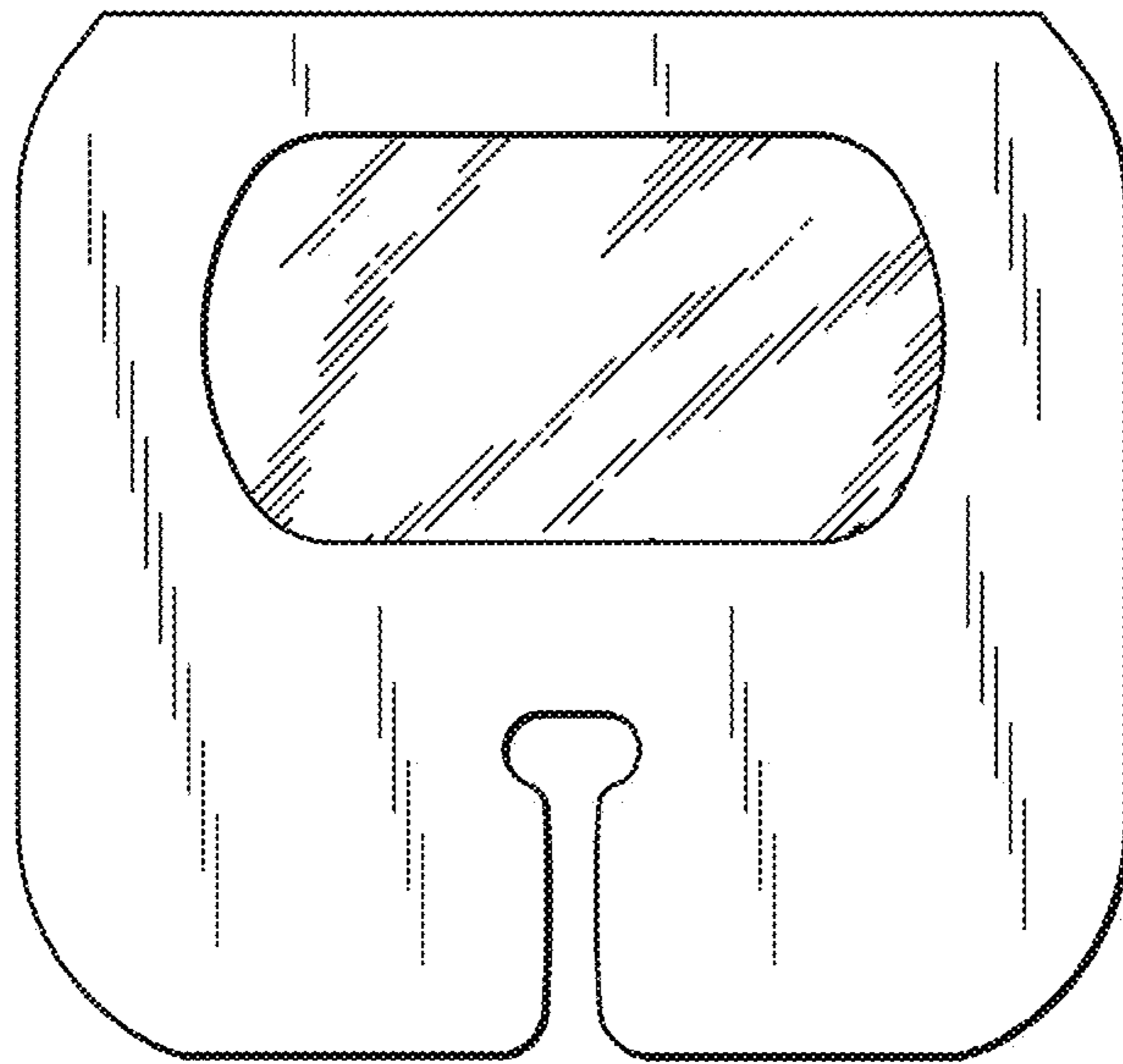


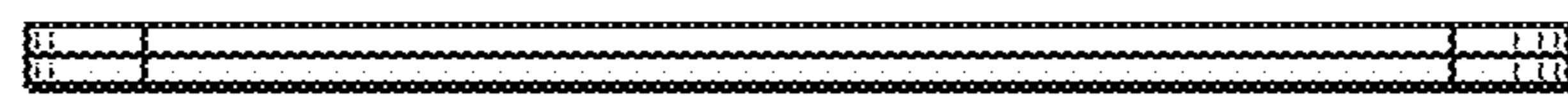
FIG. 2



*FIG. 3*



*FIG. 4*



*FIG. 5*



*FIG. 6*