



US00D690403S

(12) **United States Design Patent**
Fullerton, Jr. et al.

(10) **Patent No.:** **US D690,403 S**

(45) **Date of Patent:** **** Sep. 24, 2013**

(54) **TOILET LID**

(71) Applicant: **Kohler Co.**, Kohler, WI (US)

(72) Inventors: **Benjamin B. Fullerton, Jr.**,
Oconomowoc, WI (US); **Michael R. Bates**,
Kohler, WI (US)

(73) Assignee: **Kohler Co.**, Kohler, WI (US)

(**) Term: **14 Years**

(21) Appl. No.: **29/443,597**

(22) Filed: **Jan. 18, 2013**

(51) **LOC (9) Cl.** **23-02**

(52) **U.S. Cl.**
USPC **D23/311**

(58) **Field of Classification Search**
USPC D23/295, 311; 4/234, 237, 239,
4/242.1
See application file for complete search history.

(56) **References Cited**

U.S. PATENT DOCUMENTS

2,114,551	A	4/1938	Winding	
2,751,604	A	6/1956	Young	
3,072,925	A	1/1963	Nyman	
3,593,349	A	7/1971	Bungo	
4,461,046	A	7/1984	Adams	
4,747,167	A	5/1988	Adams	
4,970,730	A	11/1990	Stain et al.	
D338,951	S *	8/1993	Witzig	D23/311
5,361,425	A	11/1994	Armano, Sr.	
RE38,191	E *	7/2003	Otte	D23/311
D593,655	S *	6/2009	De Lay	D23/311
D618,325	S *	6/2010	Deng	D23/311

8,091,152 B1 1/2012 Rucker et al.
8,312,571 B2 11/2012 Vierkant, III et al.
2007/0294810 A1 12/2007 Vierkant et al.

* cited by examiner

Primary Examiner — Robert Delehanty

(74) *Attorney, Agent, or Firm* — Foley & Lardner LLP

(57) **CLAIM**

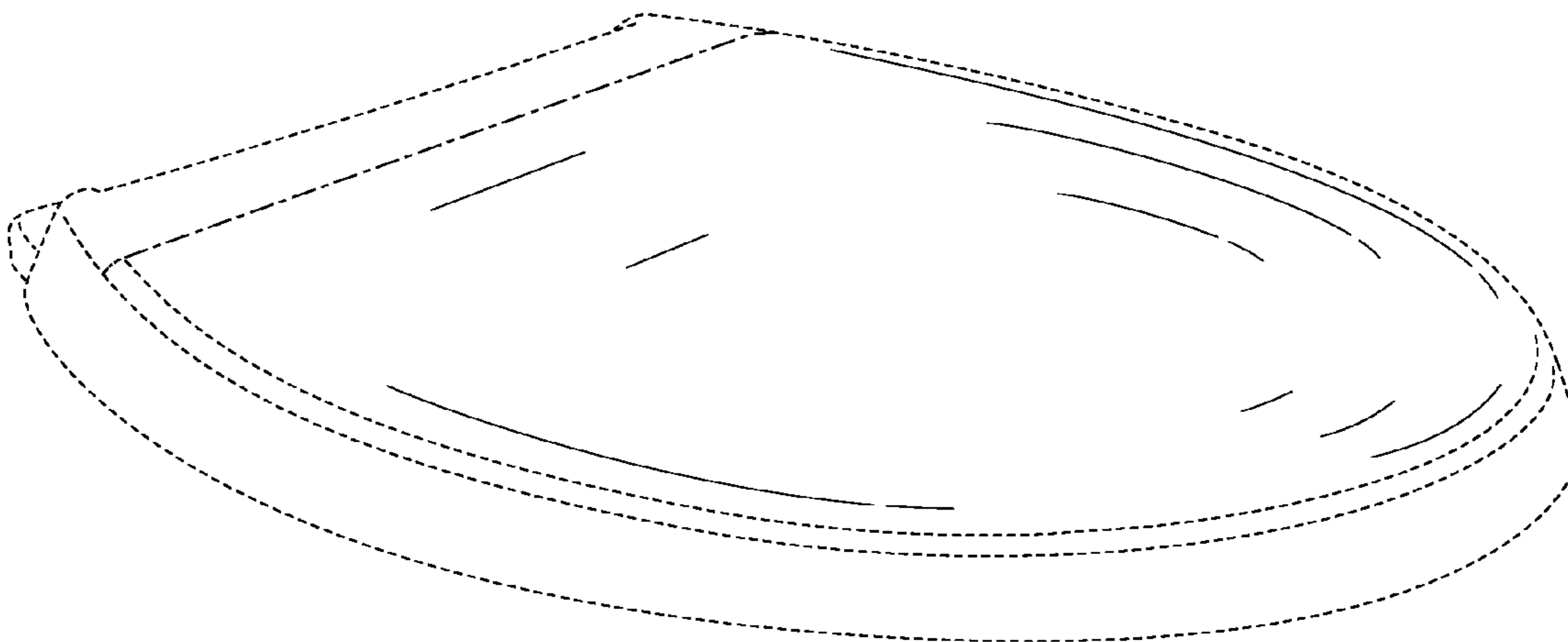
We claim the ornamental design for a toilet lid, as shown and described.

DESCRIPTION

FIG. 1 is a perspective view of an embodiment of the claimed design;
FIG. 2 is a perspective view of the design of FIG. 1;
FIG. 3 is a top plan view of the design of FIG. 1;
FIG. 4 is a bottom plan view of the design of FIG. 1;
FIG. 5 is a right side plan view of the design of FIG. 1;
FIG. 6 is a front plan view of the design of FIG. 1;
FIG. 7 is a rear plan view of the design of FIG. 1;
FIG. 8 is a cross-sectional view illustrating the profile taken through line 8-8 as shown in FIG. 3; and,
FIG. 9 is a cross-sectional view illustrating the profile taken through line 9-9 as shown in FIG. 5.

The ornamental design which is claimed is shown in solid lines in the drawings. The broken lines in the drawings are for illustrative purposes only and form no part of the claimed design. The dash-dot lines in the drawings define boundaries of the claimed design and form no part thereof. The parallel, angular dashed lines shown in the cross-sectional views form no part of the claimed design.

1 Claim, 7 Drawing Sheets



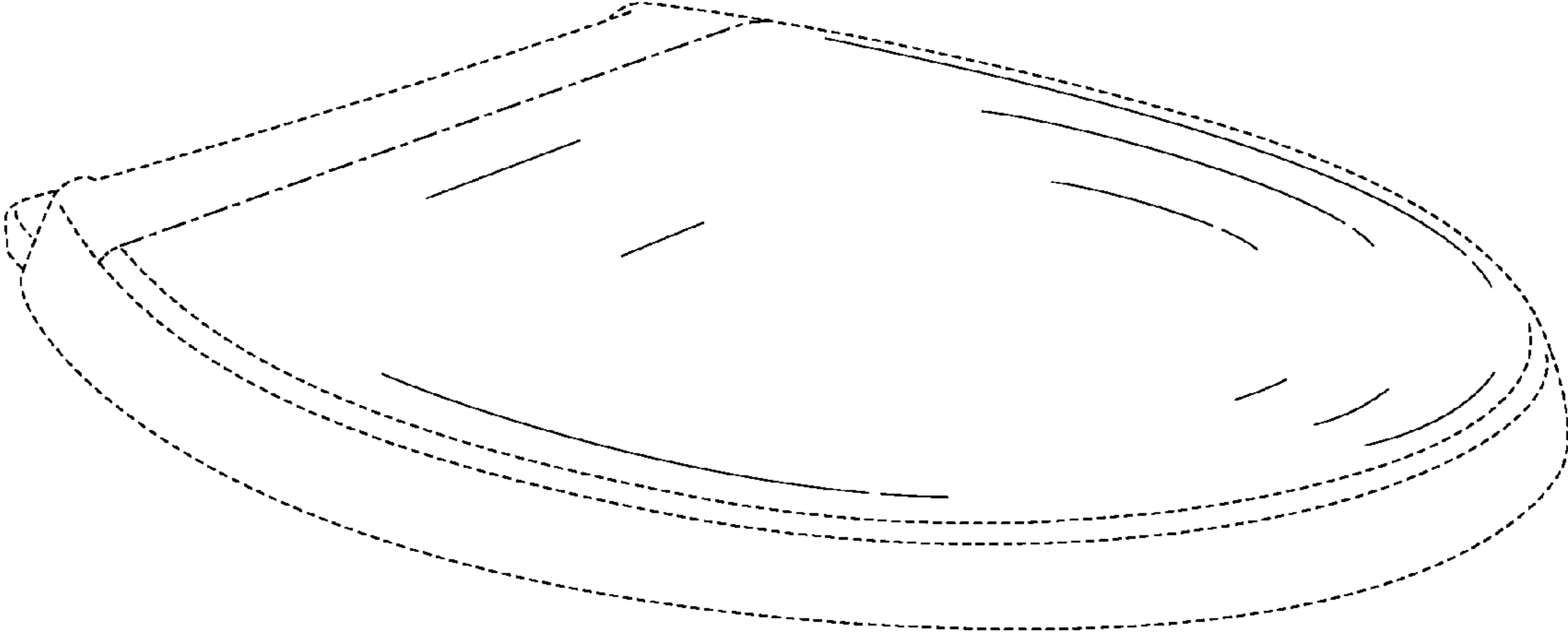


FIG. 1

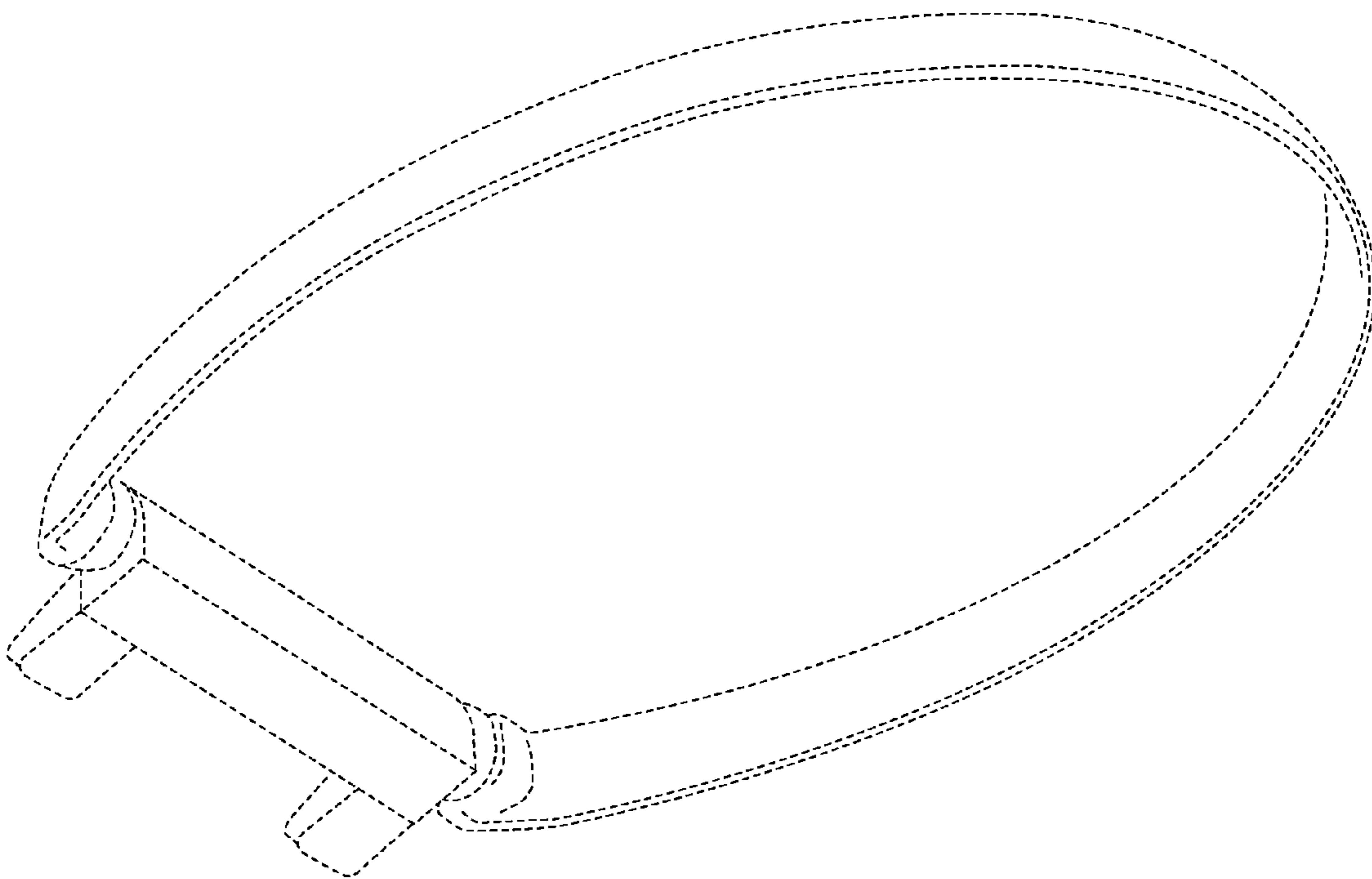


FIG. 2

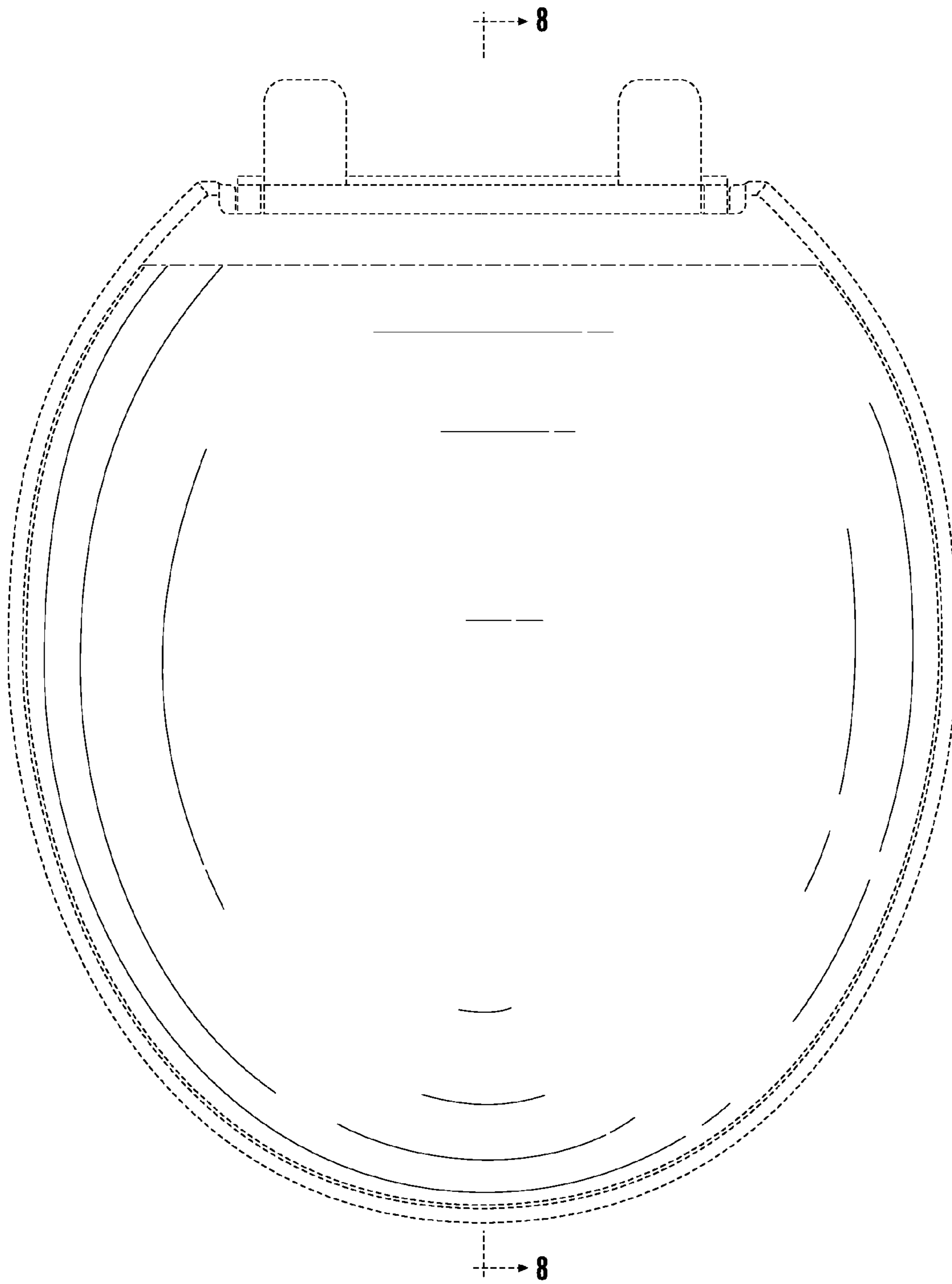


FIG. 3




FIG. 4

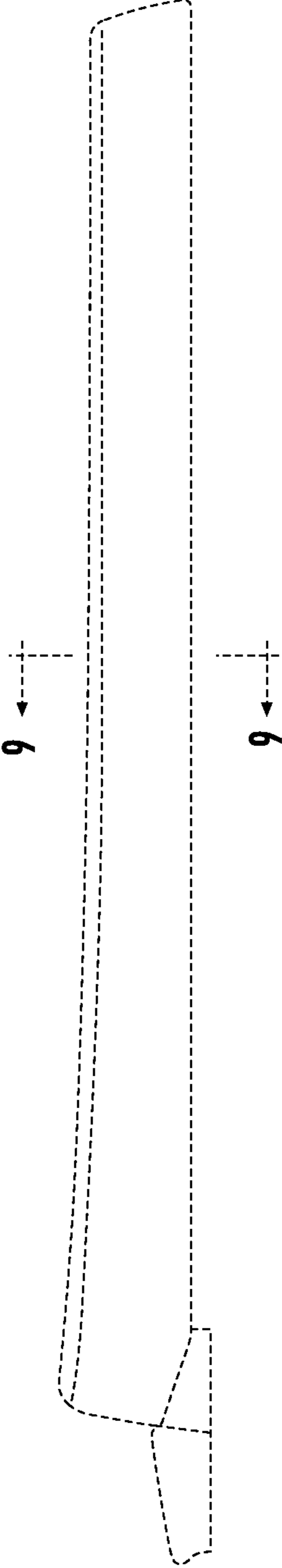


FIG. 5




FIG. 6




FIG. 7

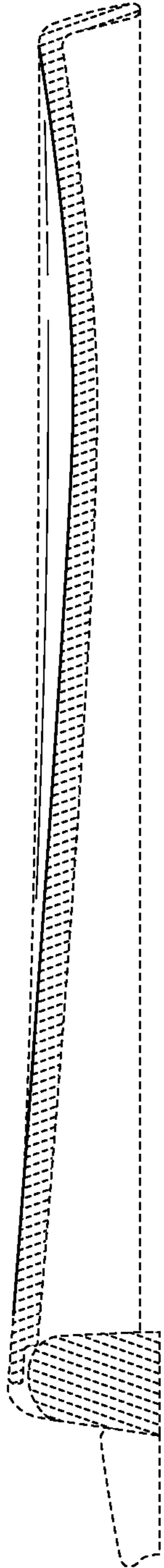


FIG. 8

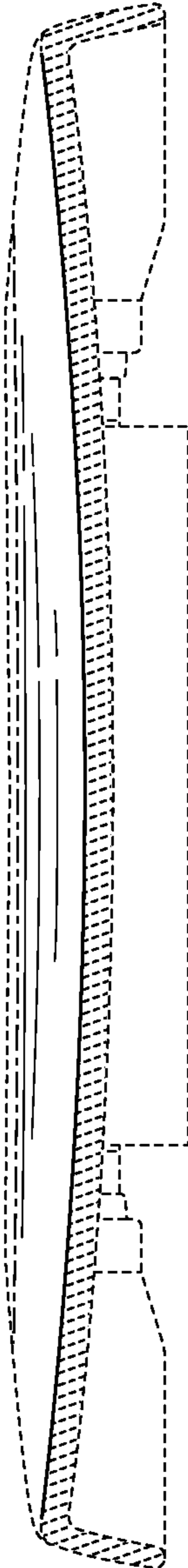


FIG. 9