

US00D690360S

(12) **United States Design Patent**
Jin

(10) **Patent No.:** **US D690,360 S**

(45) **Date of Patent:** **** Sep. 24, 2013**

(54) **PEN**

(75) Inventor: **Renji Jin**, Ningbo (CN)

(73) Assignee: **Beifa Group Co., Ltd.**, Ningbo (CN)

(**) Term: **14 Years**

(21) Appl. No.: **29/419,330**

(22) Filed: **Apr. 26, 2012**

(30) **Foreign Application Priority Data**

Oct. 27, 2011 (CN) 2011 3 0386522

(51) **LOC (9) Cl.** **19-06**

(52) **U.S. Cl.**
USPC **D19/51**

(58) **Field of Classification Search**
USPC D14/411; D19/35, 36, 41-51, 53-58;
24/11 F, 11 P, 11 R; 401/52, 99-109, 192,
401/195, 196
See application file for complete search history.

(56) **References Cited**

U.S. PATENT DOCUMENTS

D286,893	S	*	11/1986	Regnault	D19/51
D362,020	S		9/1995	Waldinger		
D382,016	S	*	8/1997	Takahashi	D19/51
D429,763	S	*	8/2000	Fuller	D19/51
D495,001	S		8/2004	Anand		
D495,002	S		8/2004	Sung		
D503,742	S		4/2005	Mori		
6,890,116	B1	*	5/2005	Petroskey et al.	401/104
D509,853	S		9/2005	Anand		
D519,563	S	*	4/2006	Pellissa Beneyto	D19/51
7,040,829	B2	*	5/2006	Lin	401/195
D523,081	S	*	6/2006	Pellissa Beneyto	D19/51
D564,026	S	*	3/2008	Bhavnani	D19/51
D568,393	S	*	5/2008	Bhavnani	D19/51
D574,890	S		8/2008	Avenatti		

D580,978	S	*	11/2008	Miller	D19/51
D581,980	S	*	12/2008	Bhavnani	D19/56
D589,559	S	*	3/2009	Slemp	D19/51
D596,228	S	*	7/2009	Koch	D19/41
7,607,849	B2	*	10/2009	Barker	401/195
D611,538	S	*	3/2010	Zhou	D19/51
D616,936	S	*	6/2010	Liu	D19/49
D631,914	S	*	2/2011	Li	D19/48
7,909,528	B2	*	3/2011	Brooks et al.	401/131
D647,966	S	*	11/2011	Koch	D19/51
D662,985	S	*	7/2012	Liu	D19/51
D664,196	S	*	7/2012	Buchler	D19/48
2006/0045606	A1	*	3/2006	Goldberg	401/131

OTHER PUBLICATIONS

Li, B., "Mechanical Pencil," U.S. Appl. No. 29/402,725, filed Sep. 26, 2011.

Li, B., "Pen," U.S. Appl. No. 29/423,171, filed May 29, 2012.

Zhang, Y., "Pen," U.S. Appl. No. 29/390,517, filed Apr. 26, 2011.

* cited by examiner

Primary Examiner — Elizabeth Albert

(74) *Attorney, Agent, or Firm* — Christensen O'Connor Johnson Kindness PLLC

(57) **CLAIM**

The ornamental design for a pen, as shown and described.

DESCRIPTION

FIG. 1 is an upper front left perspective view of a pen showing my new design;

FIG. 2 is a front elevation view thereof;

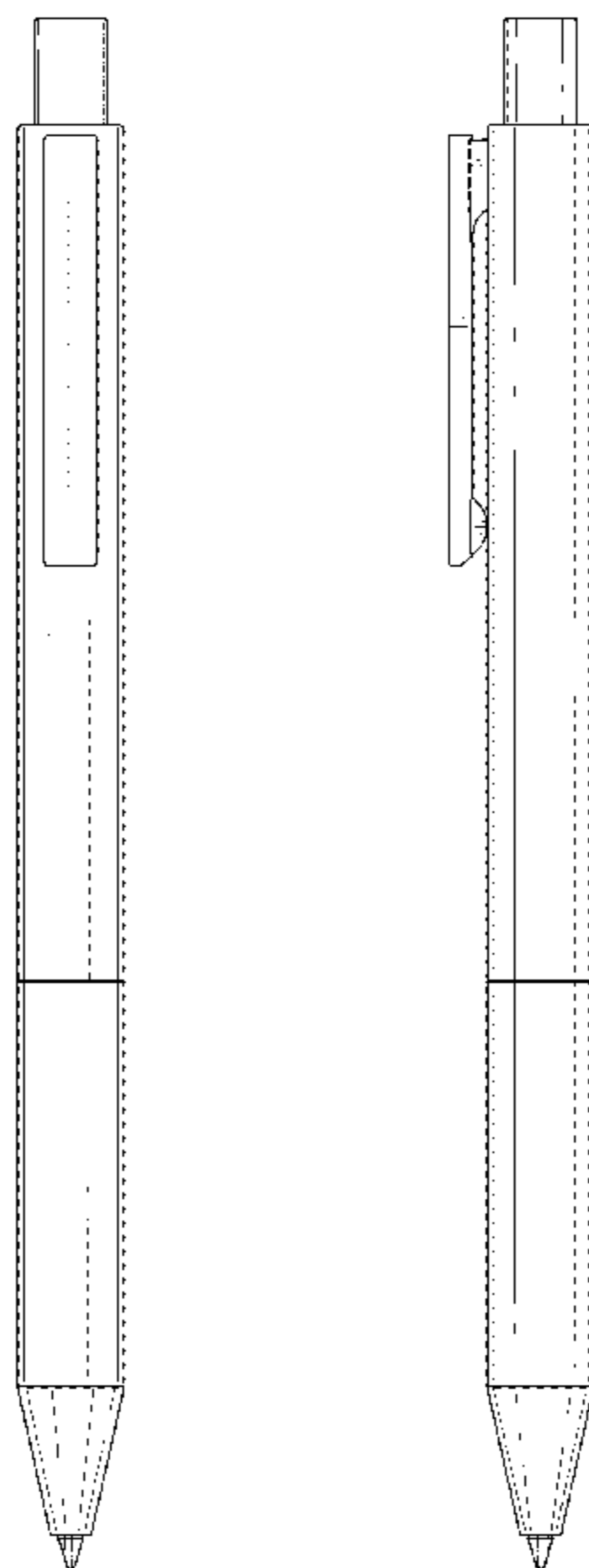
FIG. 3 is a rear elevation view thereof;

FIG. 4 is a right side elevation view thereof, with the left side elevation view being a mirror image of the right side elevation view;

FIG. 5 is an enlarged top plan view thereof; and,

FIG. 6 is an enlarged bottom plan view thereof.

1 Claim, 3 Drawing Sheets



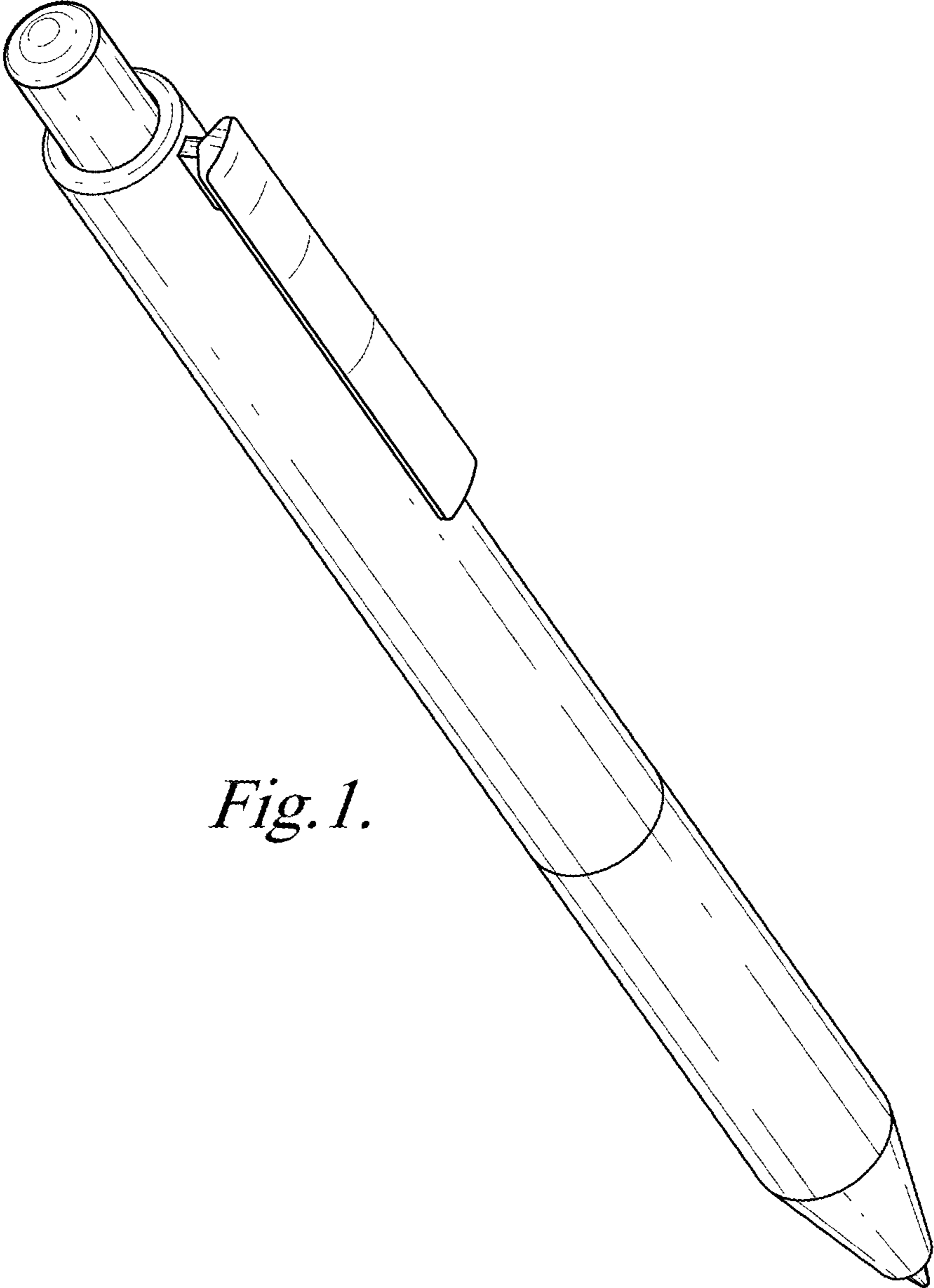


Fig. 1.

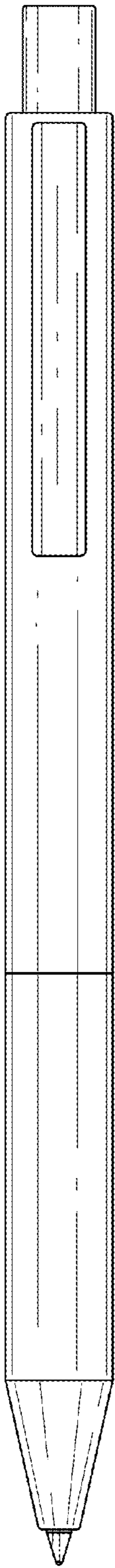


Fig. 2.




Fig. 3.




Fig. 4.

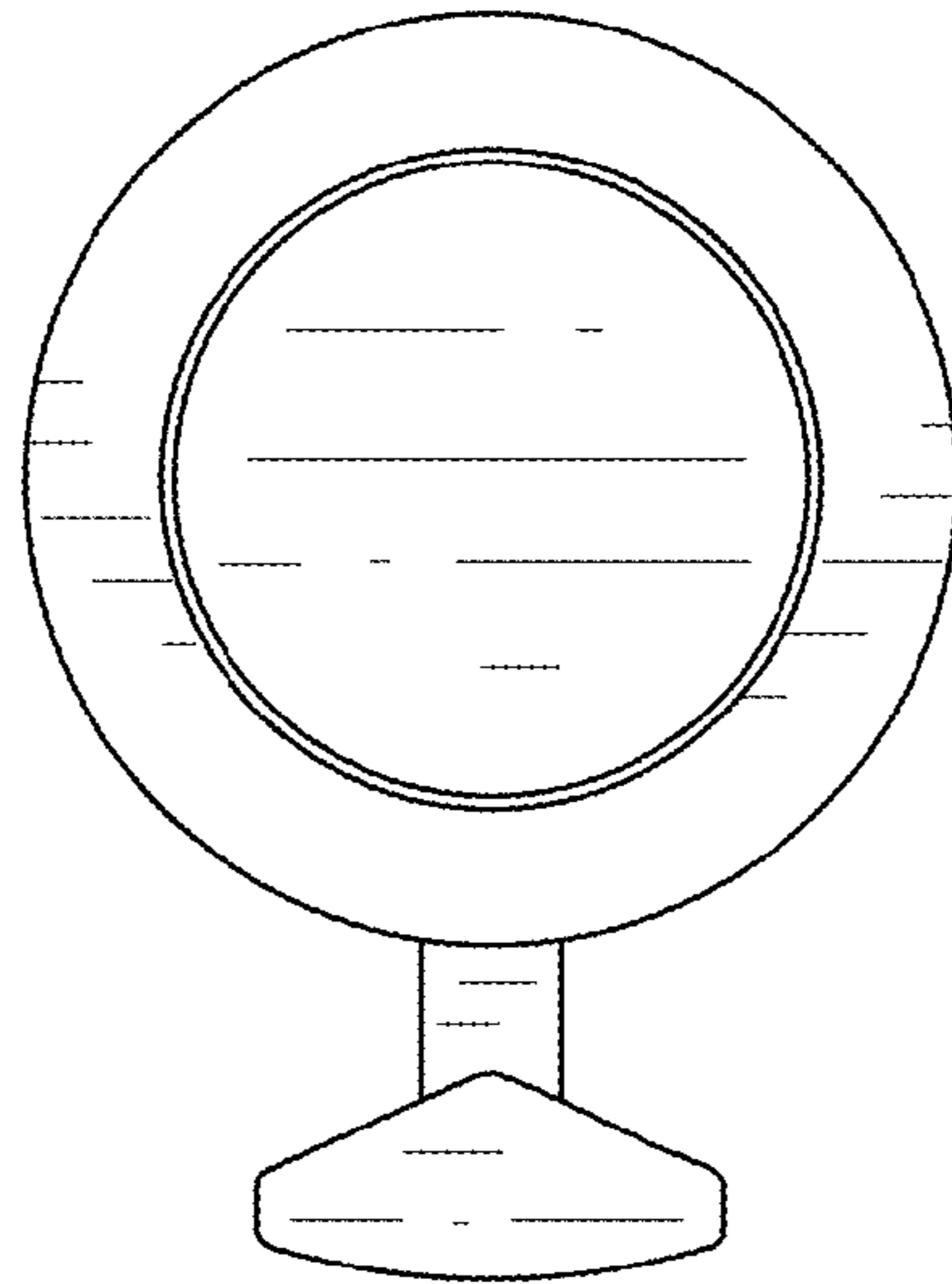


Fig. 5.

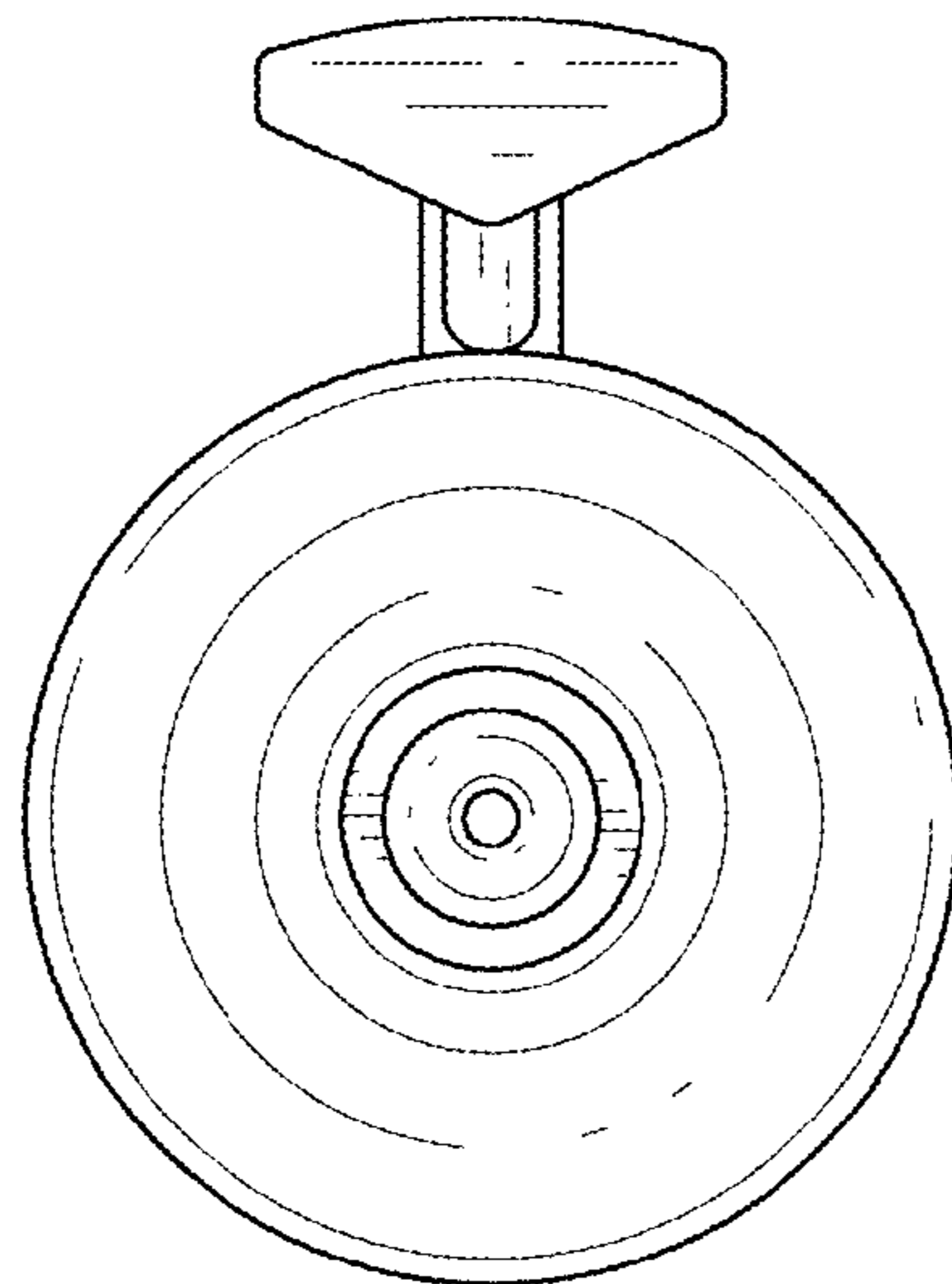


Fig. 6.