



US00D690358S

(12) **United States Design Patent**
Jin

(10) **Patent No.:** **US D690,358 S**

(45) **Date of Patent:** **** Sep. 24, 2013**

(54) **PEN**

(75) **Inventor:** **Renji Jin**, Ningbo (CN)

(73) **Assignee:** **Beifa Group Co., Ltd.**, Ningbo (CN)

(**) **Term:** **14 Years**

(21) **Appl. No.:** **29/419,487**

(22) **Filed:** **Apr. 27, 2012**

(30) **Foreign Application Priority Data**

Oct. 27, 2011 (CN) 2011 3 0386539

(51) **LOC (9) Cl.** **19-06**

(52) **U.S. Cl.**
USPC **D19/50**

(58) **Field of Classification Search**
USPC D14/411; D19/35, 36, 41-51, 53-58;
24/11 F, 11 P, 11 R; 401/52, 99-109, 192,
401/195, 196

See application file for complete search history.

(56) **References Cited**

U.S. PATENT DOCUMENTS

- D149,672 S * 5/1948 Phillips D26/49
- D179,425 S * 12/1956 Parker D19/57
- 3,154,016 A * 10/1964 Frey 102/501
- D465,238 S 11/2002 Qiu
- D487,114 S 2/2004 Santa Maria
- D497,643 S * 10/2004 Nishida D19/51
- D510,104 S 9/2005 Qiu
- D549,778 S * 8/2007 Kent et al. D19/51
- D568,936 S 5/2008 Qiu

- D579,497 S * 10/2008 Yoon D19/49
- D583,864 S 12/2008 Liu
- D589,557 S * 3/2009 Kusch et al. D19/50
- D601,197 S * 9/2009 Zhang D19/48
- D641,405 S 7/2011 Guo
- D651,244 S * 12/2011 Yuan D19/50
- D651,245 S * 12/2011 Yuan D19/50
- D652,452 S * 1/2012 Casciotti et al. D19/54
- D667,882 S * 9/2012 Uchiyama et al. D19/50
- D672,812 S * 12/2012 Zhang D19/50

FOREIGN PATENT DOCUMENTS

EM 000845060-0005 A1 1/2008

* cited by examiner

Primary Examiner — Elizabeth Albert

(74) *Attorney, Agent, or Firm* — Christensen O'Connor Johnson Kindness PLLC

(57) **CLAIM**

The ornamental design for a pen, as shown and described.

DESCRIPTION

FIG. 1 is an upper front left perspective view of a pen showing my new design;

FIG. 2 is a front elevation view thereof;

FIG. 3 is a rear elevation view thereof;

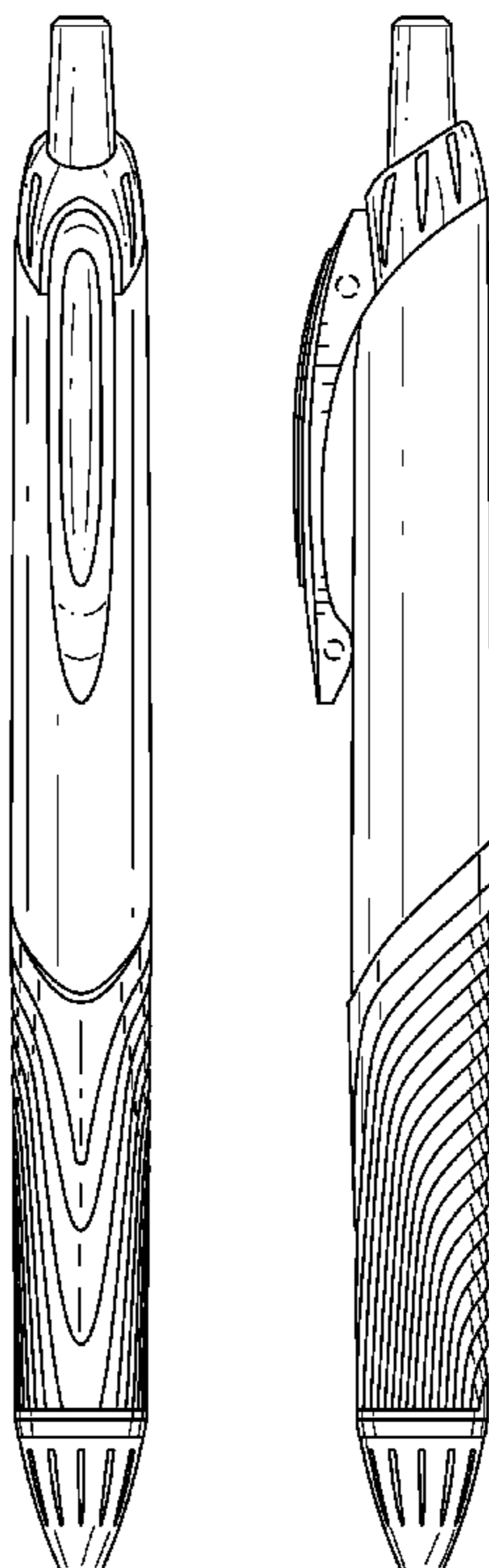
FIG. 4 is a right side elevation view thereof, with the left side elevation view being a mirror image of the right side elevation view;

FIG. 5 is an enlarged top plan view thereof; and,

FIG. 6 is an enlarged bottom plan view thereof.

The broken lines in FIGS. 1, 4, 5, and 6 are included to show features on the pen that form no part of the claimed design.

1 Claim, 3 Drawing Sheets



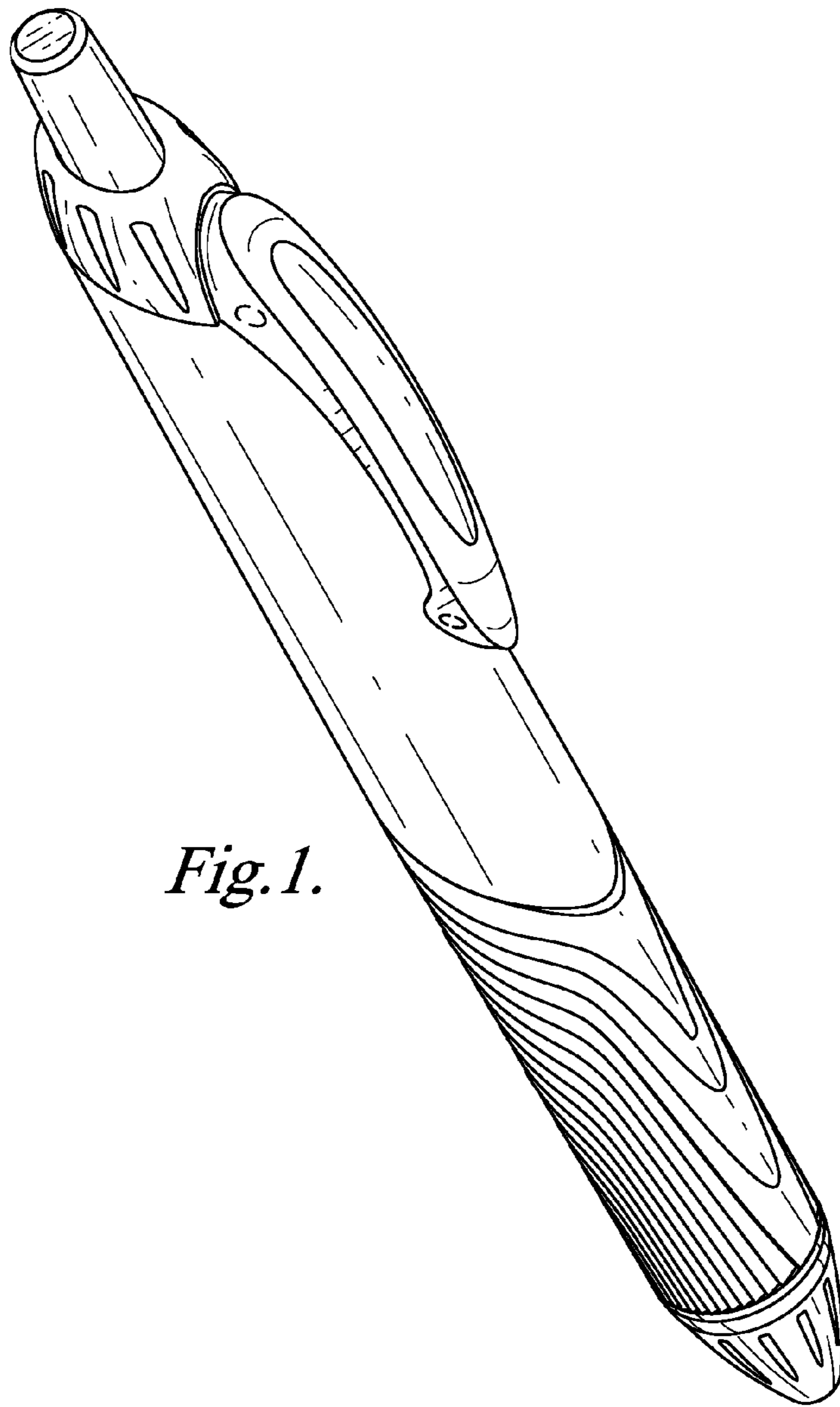


Fig. 1.

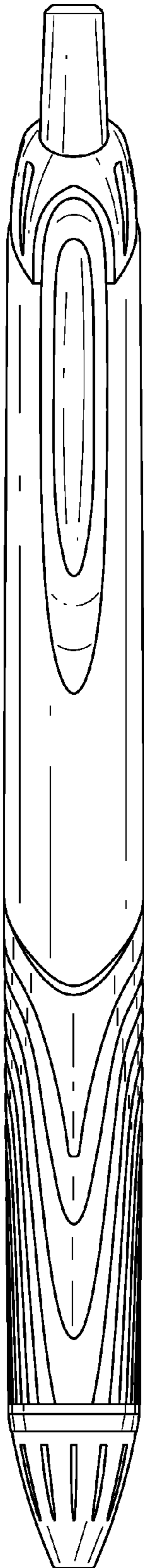


Fig. 2.

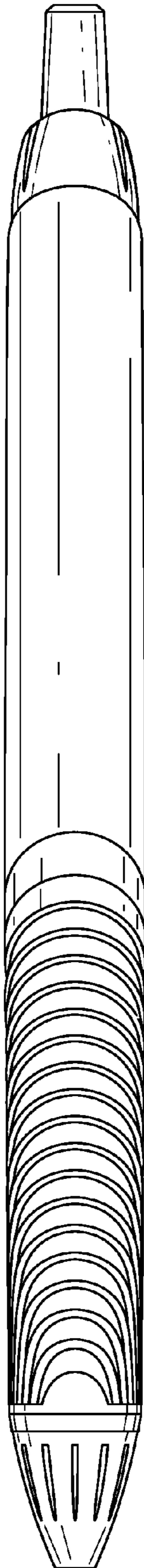


Fig. 3.

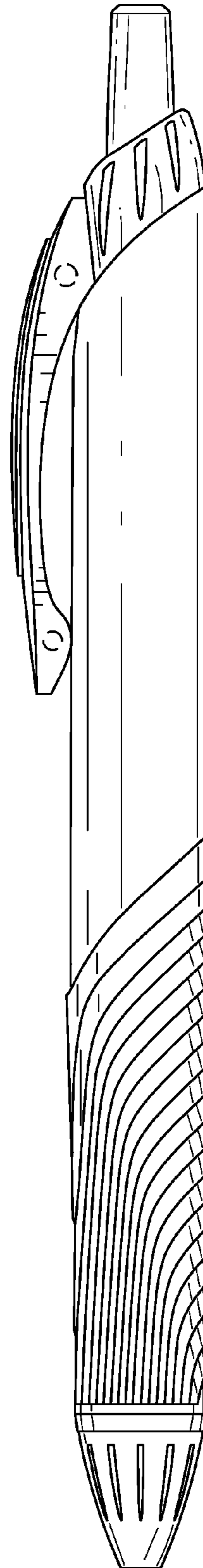


Fig. 4.

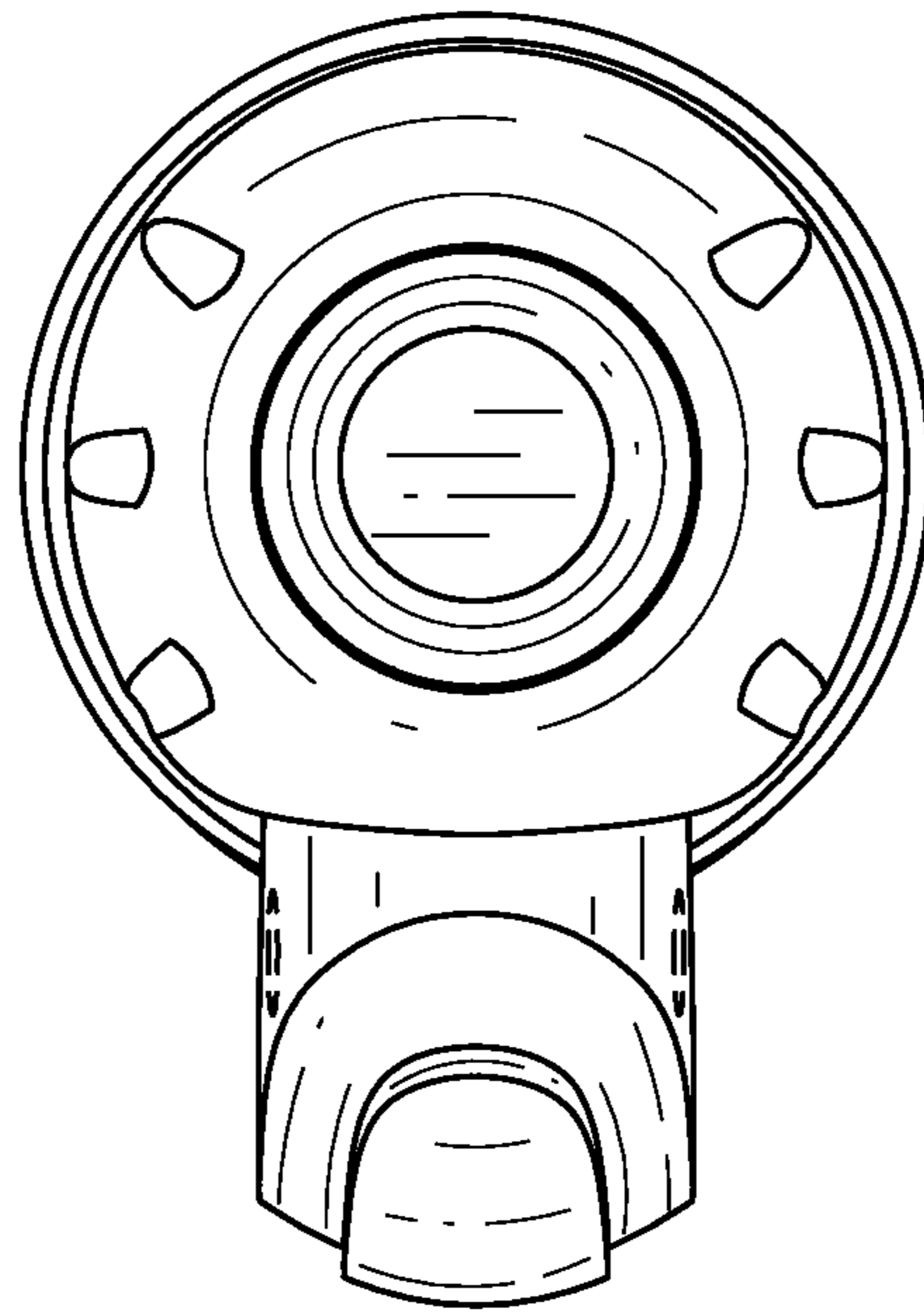


Fig. 5.




Fig. 6.