



US00D690356S

(12) **United States Design Patent**  
**Sun et al.**

(10) **Patent No.:** **US D690,356 S**

(45) **Date of Patent:** **\*\* Sep. 24, 2013**

(54) **WRITING INSTRUMENT**

(75) Inventors: **Sub-hee Sun**, Seoul (KR); **Hee-man Lee**, Seoul (KR); **Tae-yeon Kim**, Seoul (KR); **Sung-hyun Cho**, Seoul (KR)

(73) Assignee: **Morris Corporation**, Inchon-Shi (KR)

(\*\*) Term: **14 Years**

(21) Appl. No.: **29/408,166**

(22) Filed: **Dec. 7, 2011**

(51) **LOC (9) Cl.** ..... **19-06**

(52) **U.S. Cl.**  
USPC ..... **D19/49**

(58) **Field of Classification Search**  
USPC ..... D14/411; D19/35, 36, 41–51, 54–58;  
24/11 F, 11 P, 11 R; 401/52, 99–109, 192,  
401/195, 196; D28/7, 76, 88  
See application file for complete search history.

(56) **References Cited**

**U.S. PATENT DOCUMENTS**

D327,703 S *	7/1992	Katami	.....	D19/36
D336,108 S *	6/1993	Kazunori	.....	D19/48
D408,854 S *	4/1999	Katami	.....	D19/51
D411,858 S *	7/1999	Katami	.....	D19/51
D448,047 S *	9/2001	Lewis, Jr.	.....	D19/47
D500,337 S *	12/2004	Tsuchida	.....	D19/36
D502,503 S *	3/2005	Kimura	.....	D19/36
7,220,073 B2 *	5/2007	Yoon	.....	401/108

D559,908 S *	1/2008	Han et al.	.....	D19/46
D590,883 S *	4/2009	Dong	.....	D19/55
D592,246 S *	5/2009	Takanashi	.....	D19/48
D626,175 S *	10/2010	Yoon	.....	D19/48
D648,790 S *	11/2011	Nakazawa	.....	D19/50
D651,409 S *	1/2012	Papenfuss	.....	D4/121
D660,911 S *	5/2012	Uchiyama	.....	D19/49
D672,810 S *	12/2012	Mao	.....	D19/46
D673,610 S *	1/2013	Takanashi	.....	D19/50

\* cited by examiner

*Primary Examiner* — Elizabeth Albert

(74) *Attorney, Agent, or Firm* — Intellectual Property Law Group LLP

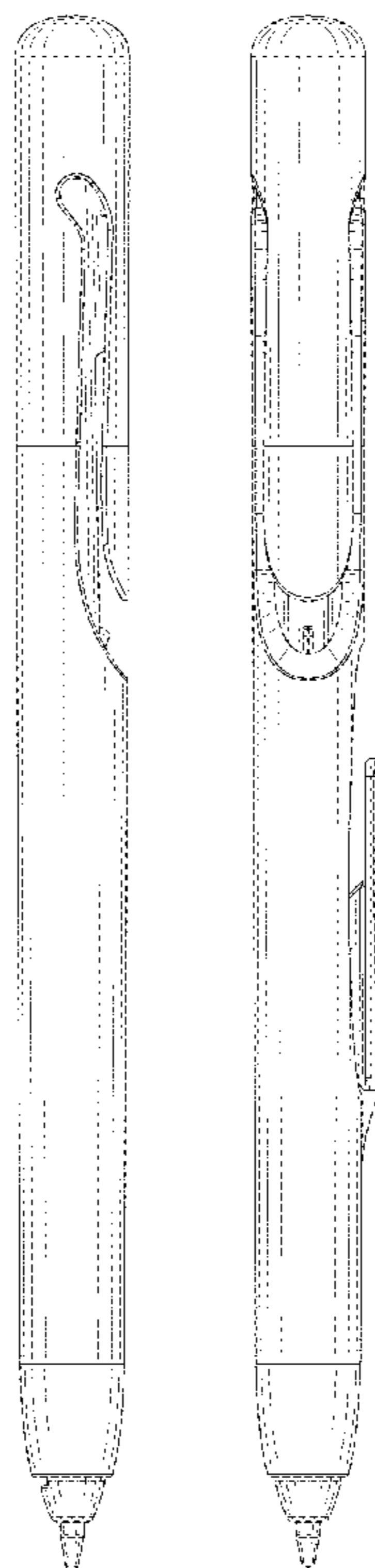
(57) **CLAIM**

The ornamental design for a writing instrument, as shown and described.

**DESCRIPTION**

FIG. 1 is a perspective view of a writing instrument embodying my new design;  
FIG. 2 is a front elevational view thereof;  
FIG. 3 is a rear elevational view thereof;  
FIG. 4 is a left side elevational view thereof;  
FIG. 5 is a right side elevational view thereof;  
FIG. 6 is a top plan view thereof;  
FIG. 7 is a bottom plan view thereof; and,  
FIG. 8 is a front elevational view thereof with the writing tip retracted.

**1 Claim, 2 Drawing Sheets**



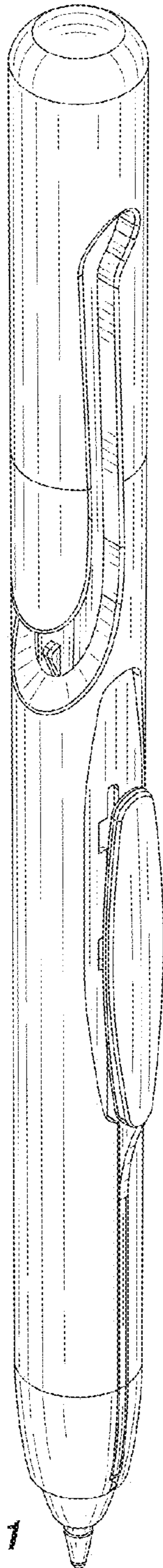


FIG. 1

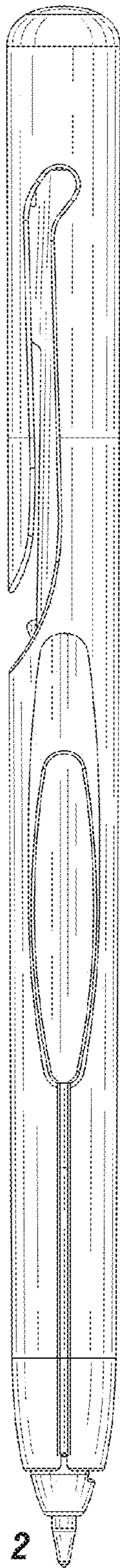


FIG. 2




FIG. 3

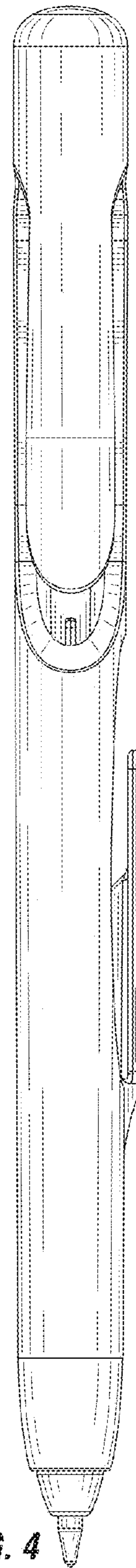


FIG. 4

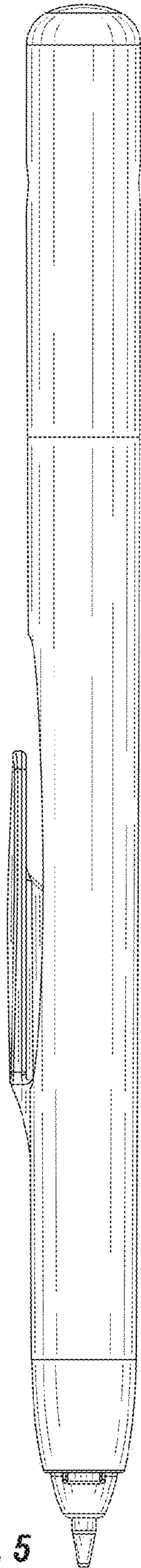


FIG. 5

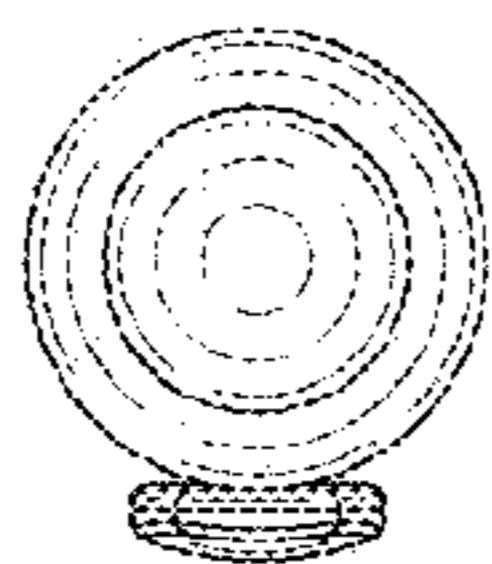


FIG. 6

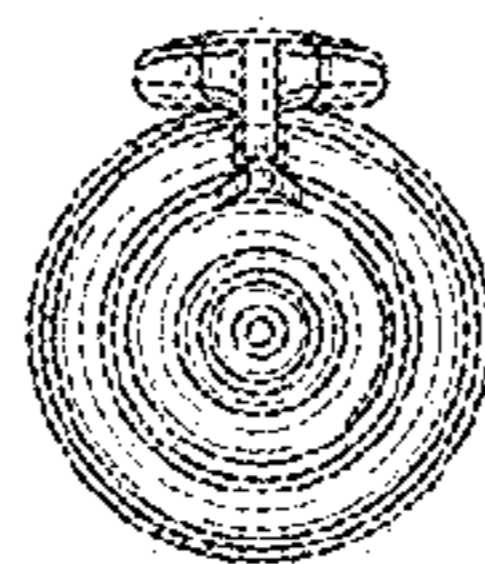


FIG. 7

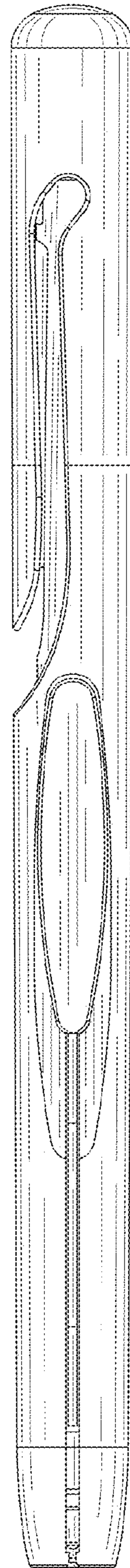


FIG. 8