



US00D690355S

(12) **United States Design Patent**
Porzio

(10) **Patent No.:** **US D690,355 S**
(45) **Date of Patent:** **** Sep. 24, 2013**

- (54) **SET OF DIVIDERS WITH TABS**
- (76) Inventor: **Thomas Porzio**, North Chesterfield, VA (US)
- (**) Term: **14 Years**
- (21) Appl. No.: **29/418,235**
- (22) Filed: **Apr. 13, 2012**
- (51) **LOC (9) Cl.** **19-04**
- (52) **U.S. Cl.**
USPC **D19/33; D19/99**
- (58) **Field of Classification Search**
USPC D19/1, 2, 26-33, 99; 40/359, 360, 40/641; 281/27.1, 37, 38, 42; 283/3, 36-42, 283/67, 81; 402/79
See application file for complete search history.

6,511,246	B2	1/2003	Sapienza et al.	
D478,124	S	8/2003	Yamamoto et al.	
6,632,042	B1 *	10/2003	Liener Chin et al.	402/79
6,648,374	B2 *	11/2003	Takemura	283/36
6,752,559	B2	6/2004	Sapienza et al.	
6,776,437	B1 *	8/2004	Ho	283/38
6,851,718	B2 *	2/2005	Liener Chin et al.	283/36
D522,575	S	6/2006	Smith	
D522,576	S	6/2006	Smith	
7,140,644	B2 *	11/2006	Hanes	283/36
D567,286	S	4/2008	Takahashi	
D577,766	S	9/2008	Rydzewski	
D599,401	S	9/2009	London	
D602,524	S	10/2009	Wong et al.	
D651,239	S *	12/2011	Kendall	D19/26
D681,112	S *	4/2013	Mirkowski	D19/26
2005/0000839	A1 *	1/2005	Densley	206/425
2012/0235398	A1 *	9/2012	Porzio	283/67

* cited by examiner

Primary Examiner — Elizabeth Albert

(56) **References Cited**

U.S. PATENT DOCUMENTS

160,437	A *	3/1875	Jones	283/37
D29,138	S *	8/1898	Leveque	D19/26
1,376,198	A *	4/1921	Goldstone	283/117
3,561,147	A *	2/1971	Valencia	40/360
D275,576	S	9/1984	Kirk	
4,669,754	A *	6/1987	Lalonde	283/67
4,784,508	A *	11/1988	Shannon	402/79
4,932,520	A *	6/1990	Ciarcia et al.	206/232
5,219,239	A *	6/1993	Bianco	402/79
5,299,879	A *	4/1994	Burrow	402/79
5,401,058	A *	3/1995	Holmberg	283/62
5,503,435	A	4/1996	Kline	
5,702,802	A *	12/1997	Rettker et al.	428/192
5,901,982	A *	5/1999	Cooper	281/31
5,908,259	A *	6/1999	Johnson	402/79
5,924,736	A *	7/1999	Russo	281/38
D416,939	S	11/1999	Marsy	
D421,050	S	2/2000	Henrikson et al.	
6,409,409	B2 *	6/2002	Bauman et al.	402/79

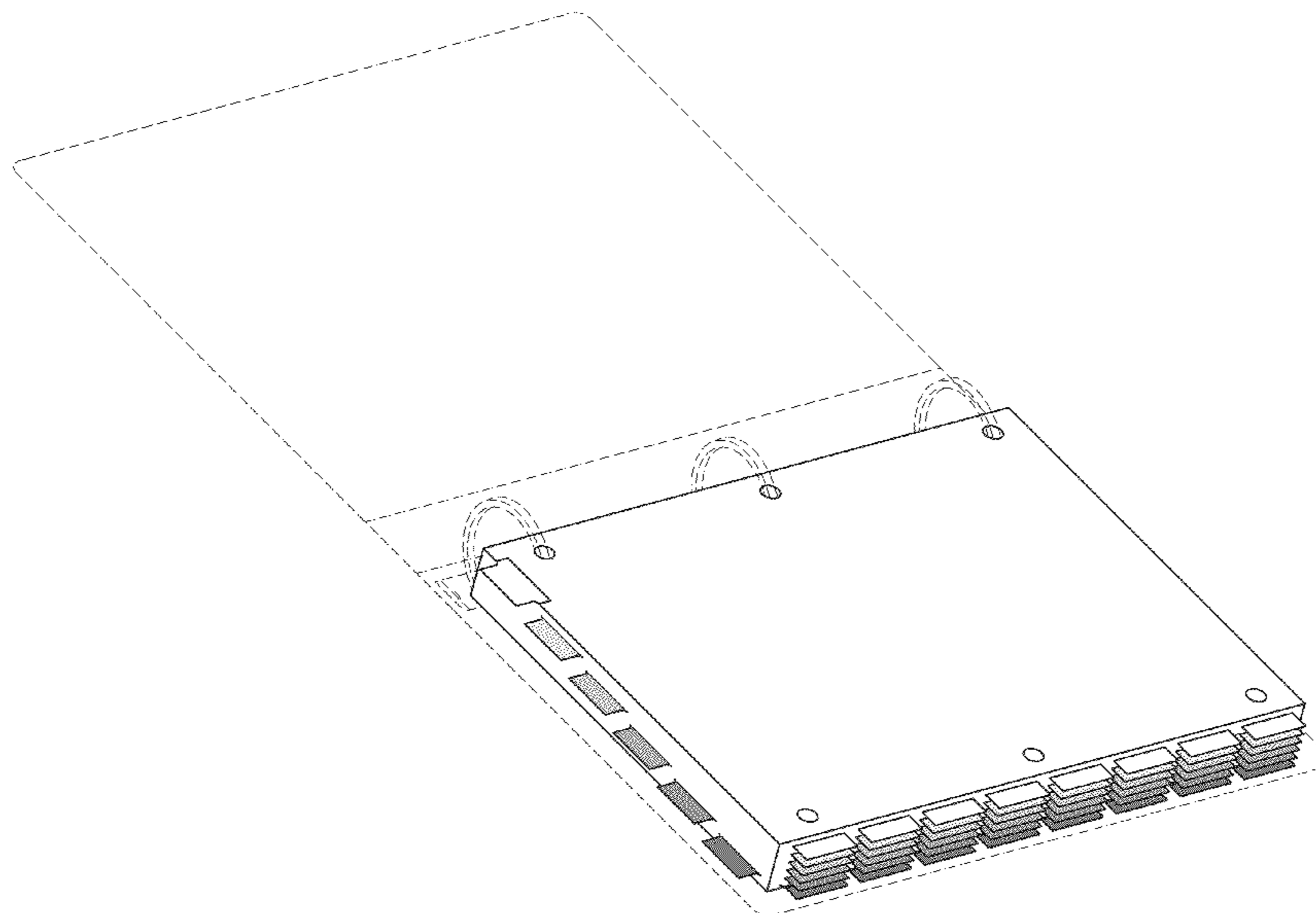
(57) **CLAIM**

The ornamental design for set of dividers with tabs, as shown and described.

DESCRIPTION

FIG. 1 is a perspective view of the set of dividers with tabs showing my new design;
 FIG. 2 is a front view thereof;
 FIG. 3 is a rear view thereof;
 FIG. 4 is an enlarged top view thereof;
 FIG. 5 is an enlarged bottom view thereof;
 FIG. 6 is an enlarged left side view thereof; and,
 FIG. 7 is an enlarged right side view thereof.
 The binder shown in broken lines in FIGS. 1-7 is included for the purpose of illustrating the environment of the set of dividers with tabs and forms no part of the claimed design.

1 Claim, 5 Drawing Sheets



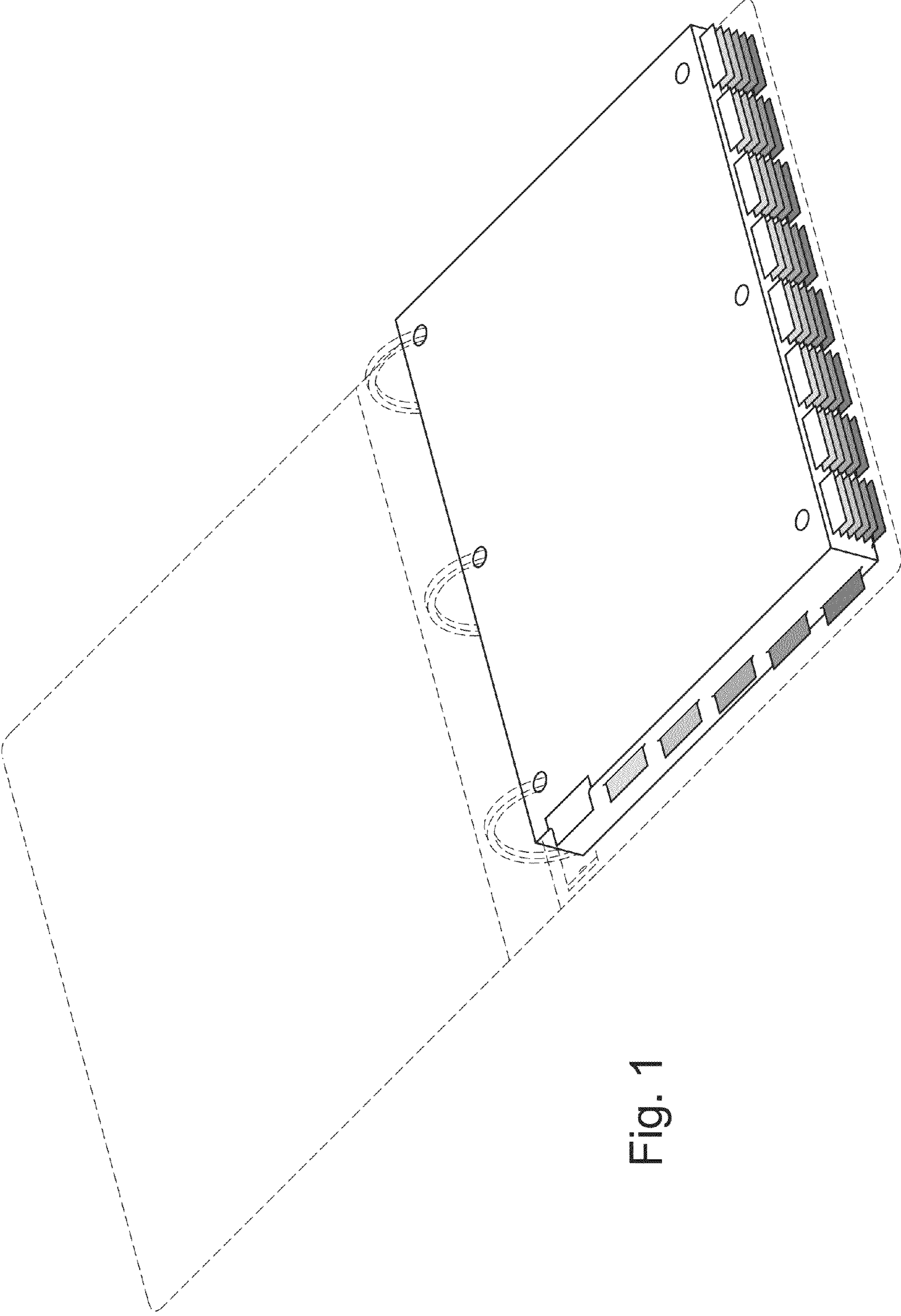


Fig. 1

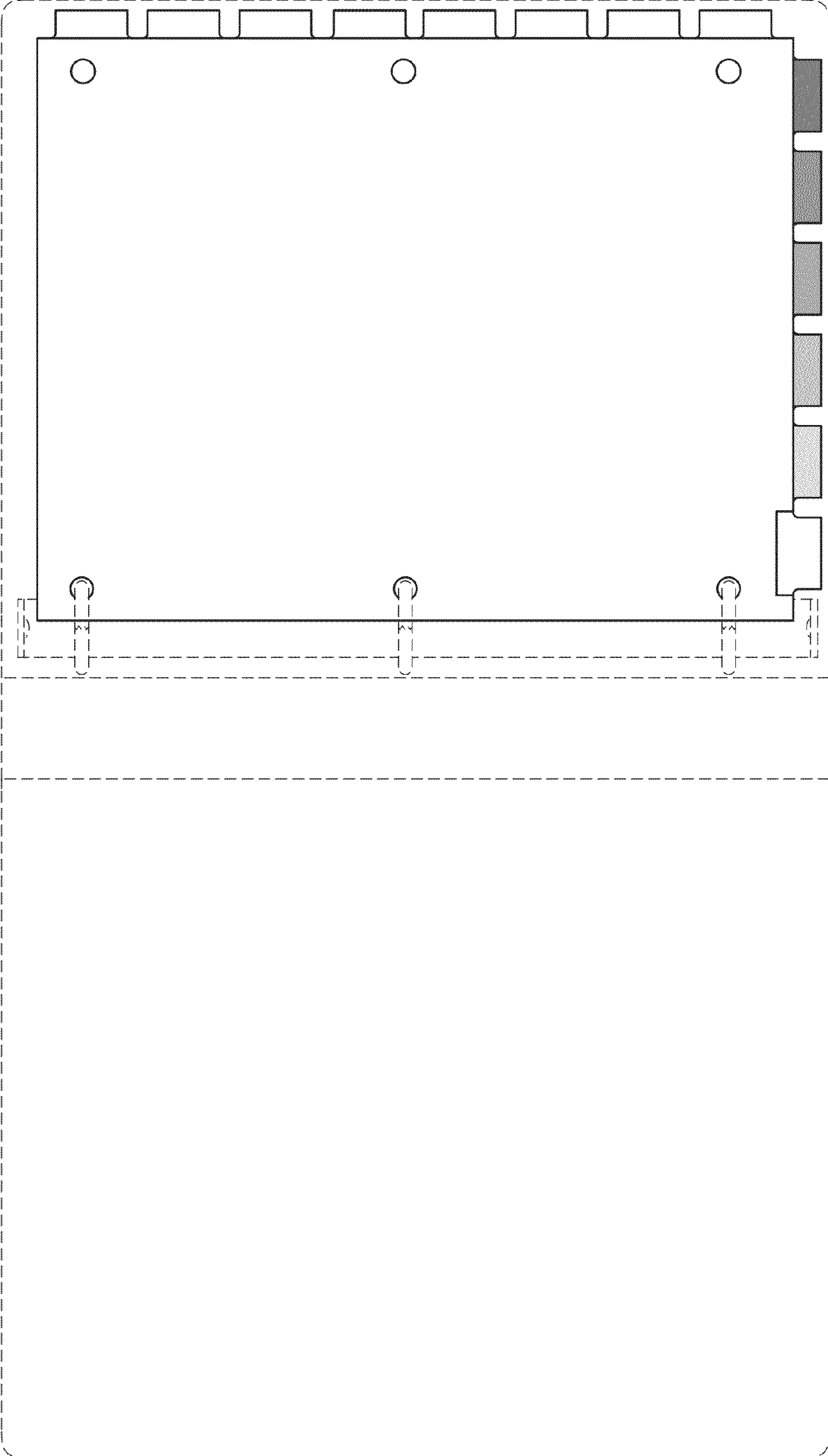


Fig. 2

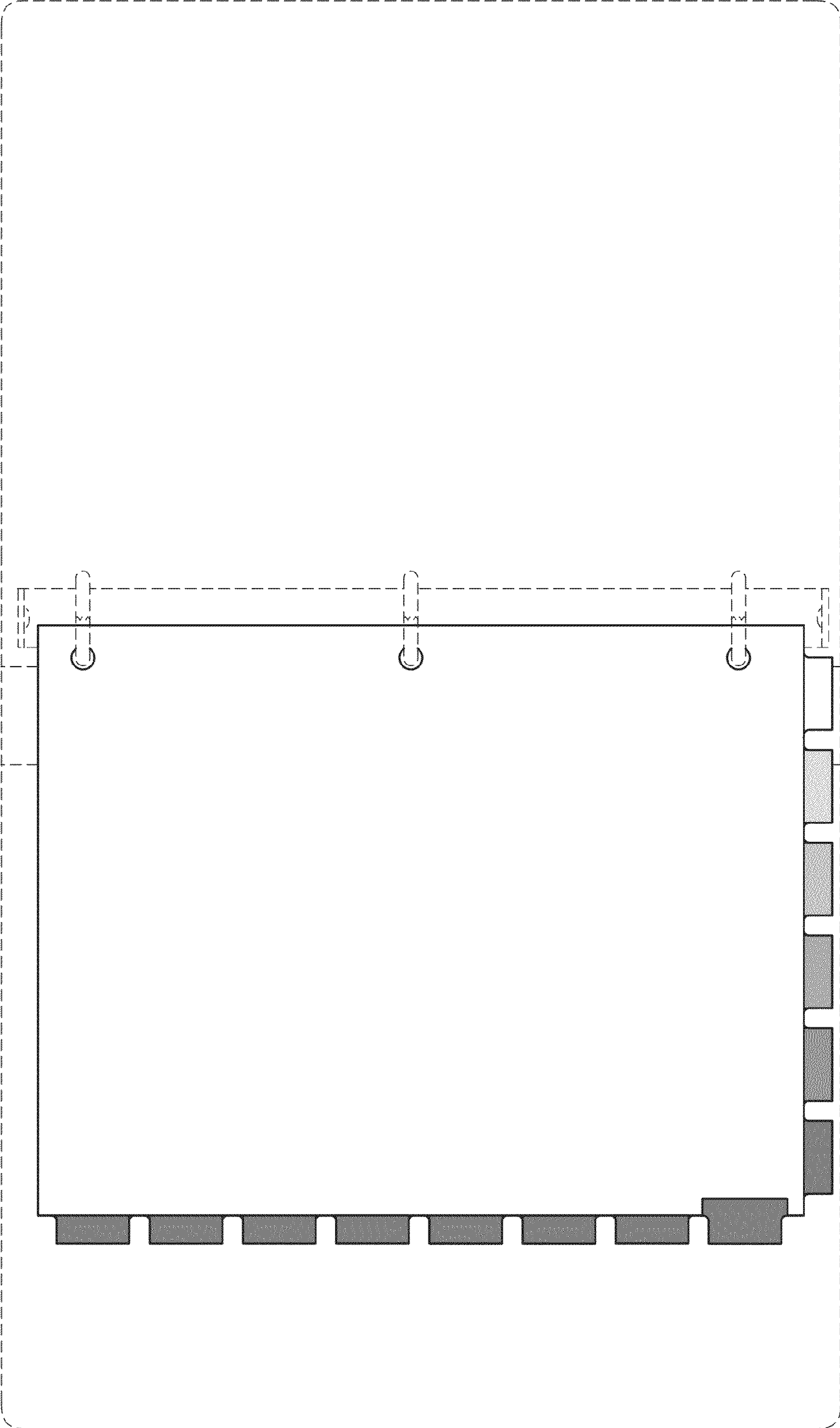


Fig. 3




Fig. 4

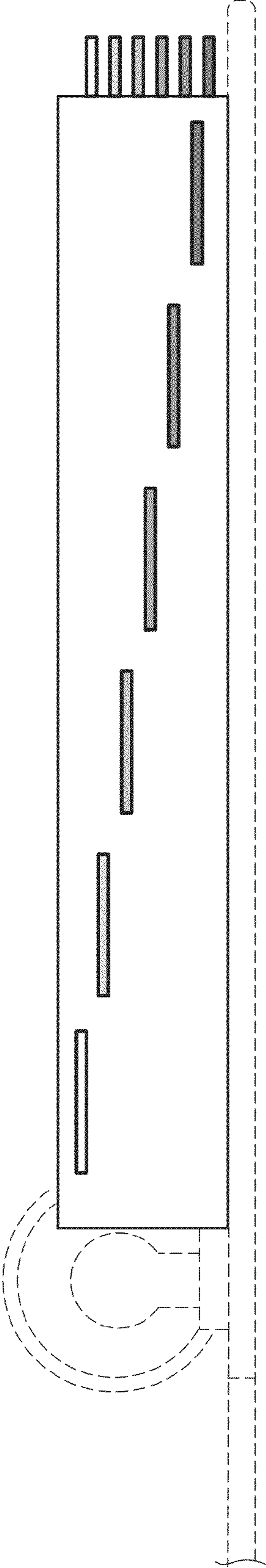


Fig. 5

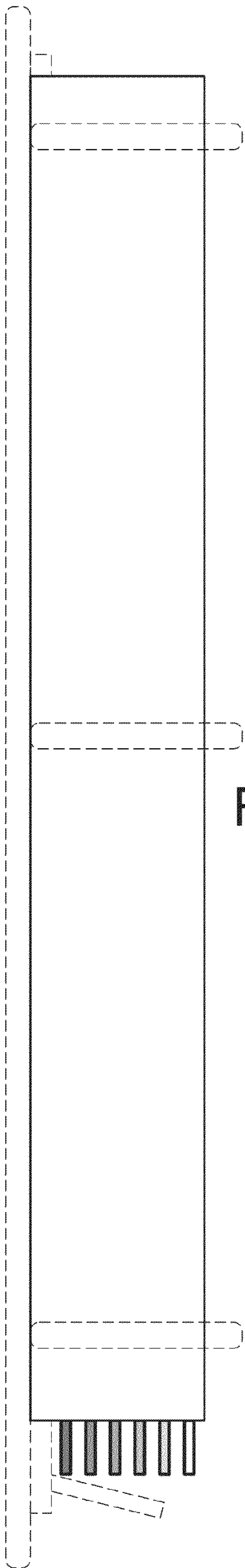


Fig. 6

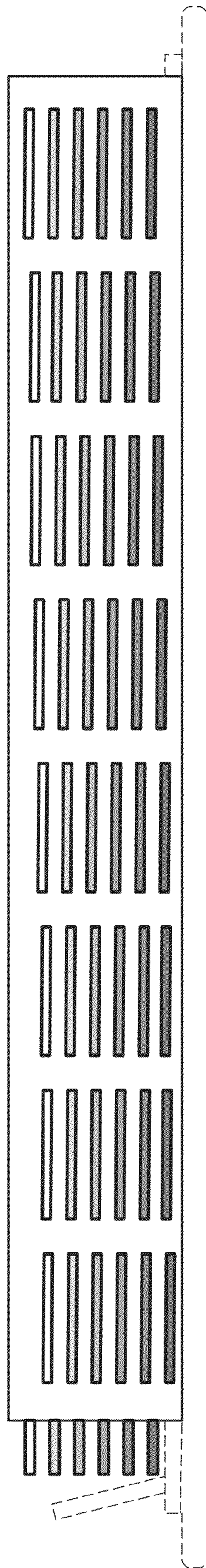


Fig. 7