



US00D690347S

(12) **United States Design Patent**
Zhao

(10) **Patent No.:** **US D690,347 S**
(45) **Date of Patent:** **** Sep. 24, 2013**

(54) **PORTABLE PROJECTOR**

(76) Inventor: **Hui Zhao**, Guangdong Province (CN)

(**) Term: **14 Years**

(21) Appl. No.: **29/423,048**

(22) Filed: **May 27, 2012**

(51) **LOC (9) Cl.** **16-02**

(52) **U.S. Cl.**
USPC **D16/225**

(58) **Field of Classification Search**

USPC D16/201, 208, 213, 221, 225, 229–231,
D16/234–235, 202, 242, 245; D21/514;
D13/107–108; D14/138 R, 138 AA, 217,
D14/251, 341, 345, 447, 253; 353/115, 119,
353/122, 39; 248/176.1, 177.1; 348/373,
348/375–376; 455/556.2, 557, 556.1

See application file for complete search history.

(56) **References Cited**

U.S. PATENT DOCUMENTS

D370,658 S *	6/1996	Siddoway et al.	D13/108
D412,494 S *	8/1999	Tamaki et al.	D14/314
D449,638 S *	10/2001	Boyle et al.	D16/242
D491,971 S *	6/2004	Oross et al.	D16/225
D599,834 S *	9/2009	Cheng et al.	D16/229
D661,646 S *	6/2012	Son	D13/108
2011/0287726 A1 *	11/2011	Huang	455/90.3
2011/0287808 A1 *	11/2011	Huang	455/557
2012/0276952 A1 *	11/2012	Zhao et al.	455/556.1

FOREIGN PATENT DOCUMENTS

CN 301751772 * 12/2011

OTHER PUBLICATIONS

For iphone projector, projector for iphone 4s, portabe projector for iphone 4. Copyright Notice © 1999-2013. [Retrieved on Feb. 13, 2013]. Retrieved from the Internet: <URL: [http://ed.en.alibaba.com/productshowing/615457432-213671591/for_iphone_projector_p...>.*](http://ed.en.alibaba.com/productshowing/615457432-213671591/for_iphone_projector_p...)
3M Projector Sleeve for iPhone 4/4S—Black (PS4100). [Retrieved on Feb. 13, 2013]. Retrieved from the Internet: <URL: <http://www.target.com/p/3m-projector-sleeve-for-iphone-4-4s-black-ps4100/-/A-14277225>>.*

* cited by examiner

Primary Examiner — Wan Laymon

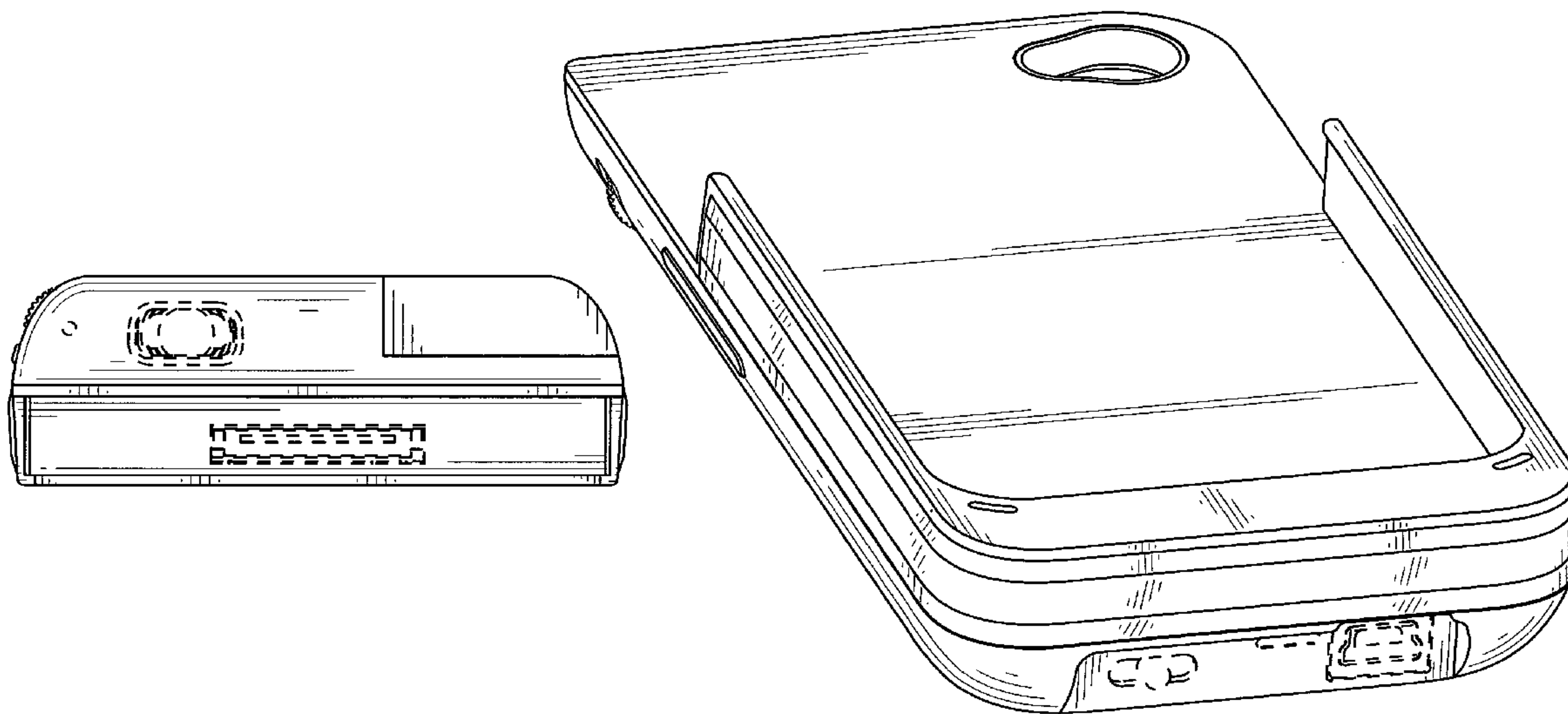
(57) **CLAIM**

The ornamental design for a portable projector, as shown and described.

DESCRIPTION

FIG. 1 is a front elevational view of a portable projector showing my new design;
FIG. 2 is a rear elevational view thereof;
FIG. 3 is a left side view thereof;
FIG. 4 is a right side view thereof;
FIG. 5 is a top plan view thereof;
FIG. 6 is a bottom plan view thereof; and,
FIG. 7 is a perspective view thereof.
Portions of the portable projector shown in broken lines form no part of the claimed design.

1 Claim, 6 Drawing Sheets






FIG. 1

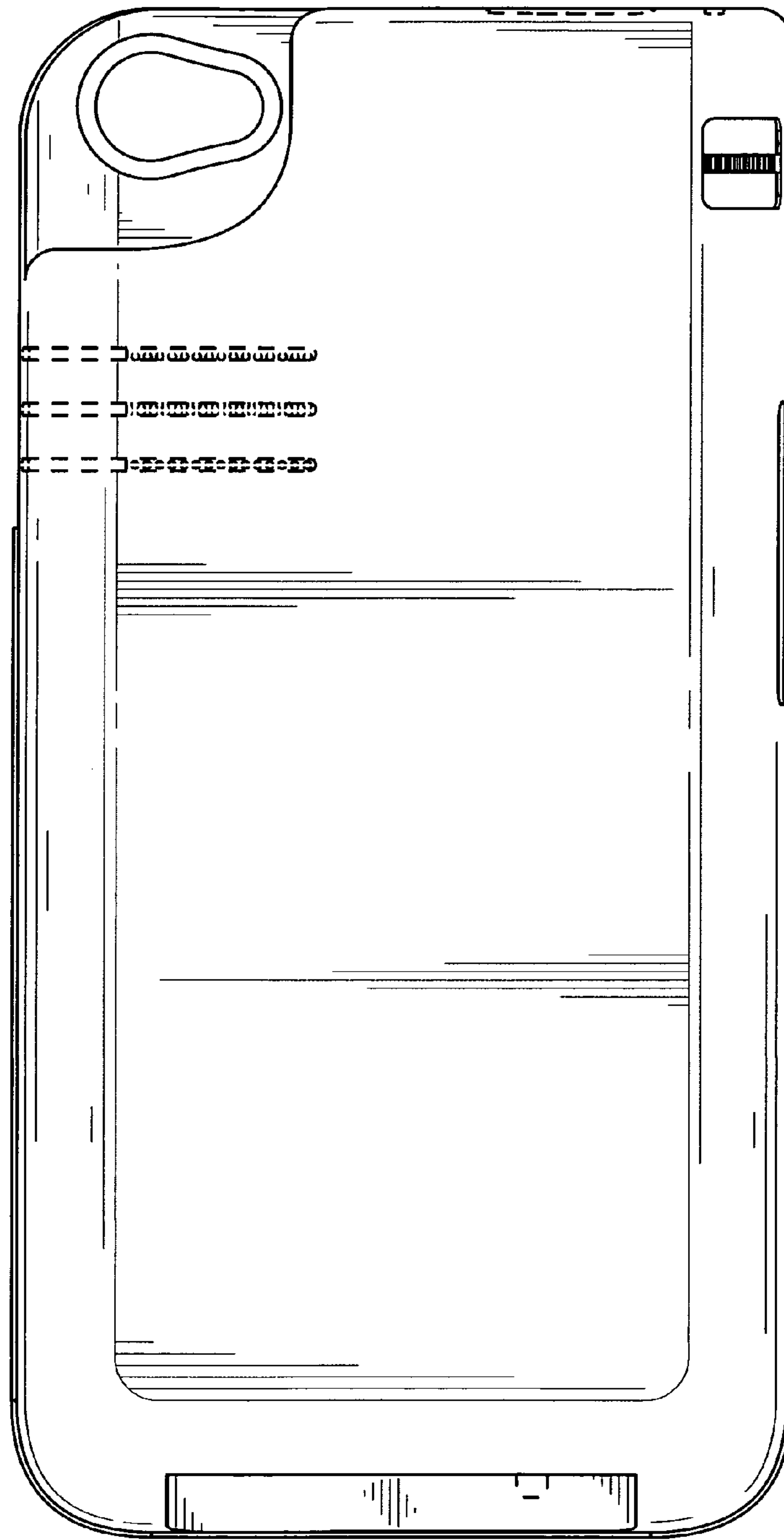


FIG. 2

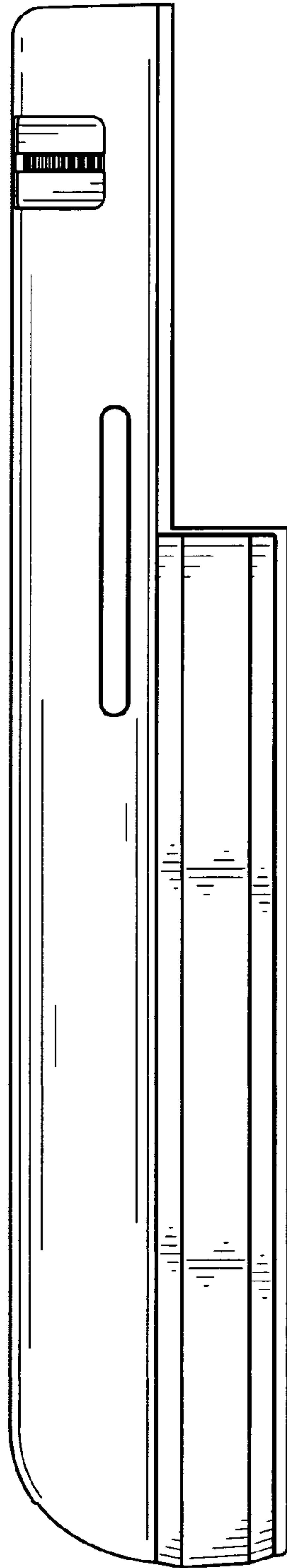


FIG. 3

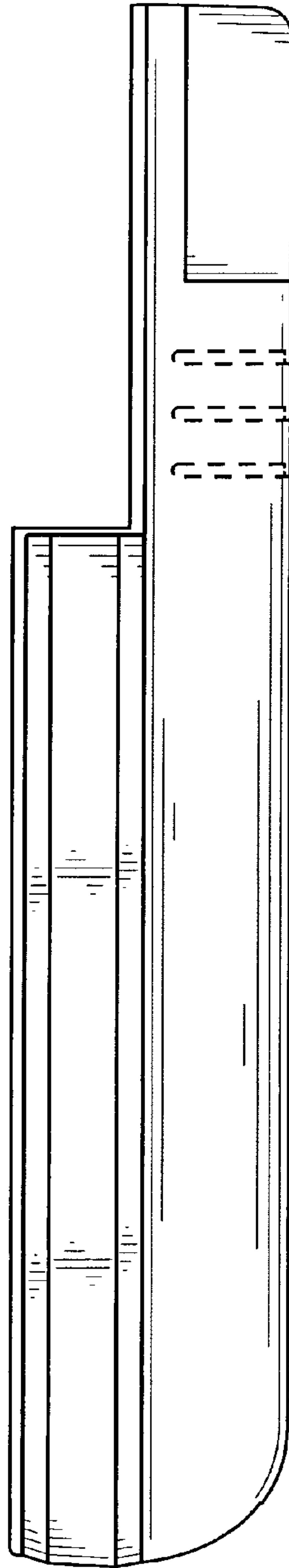


FIG. 4

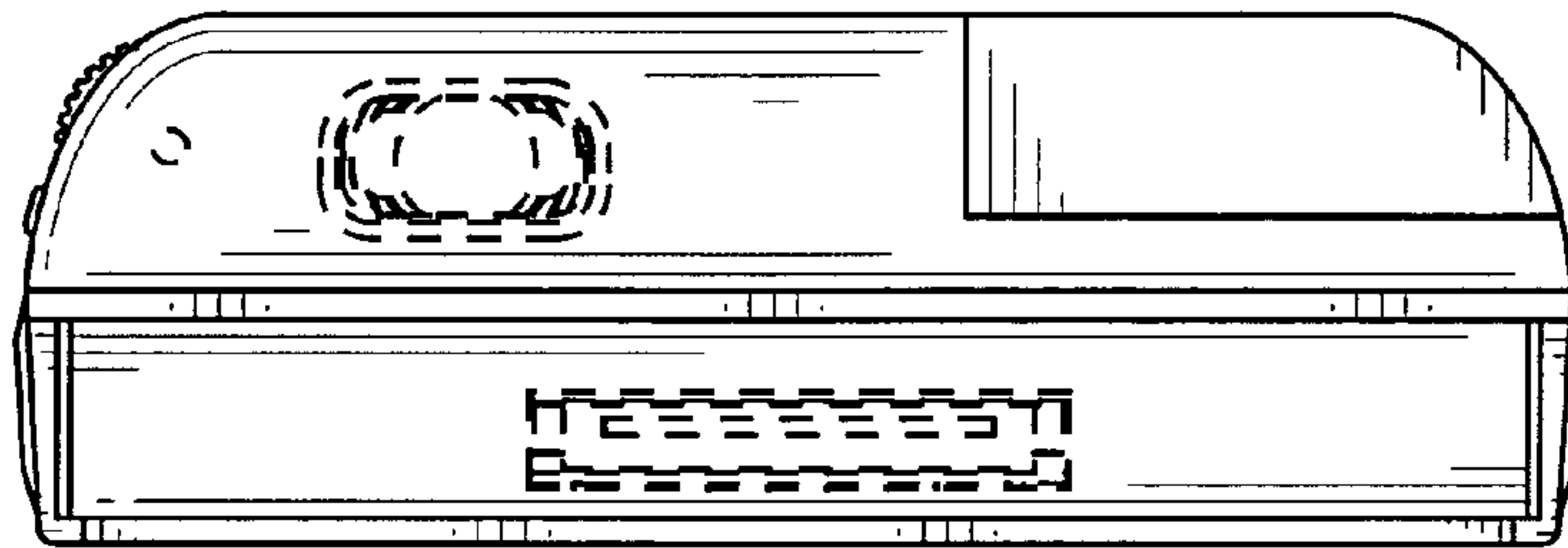


FIG. 5

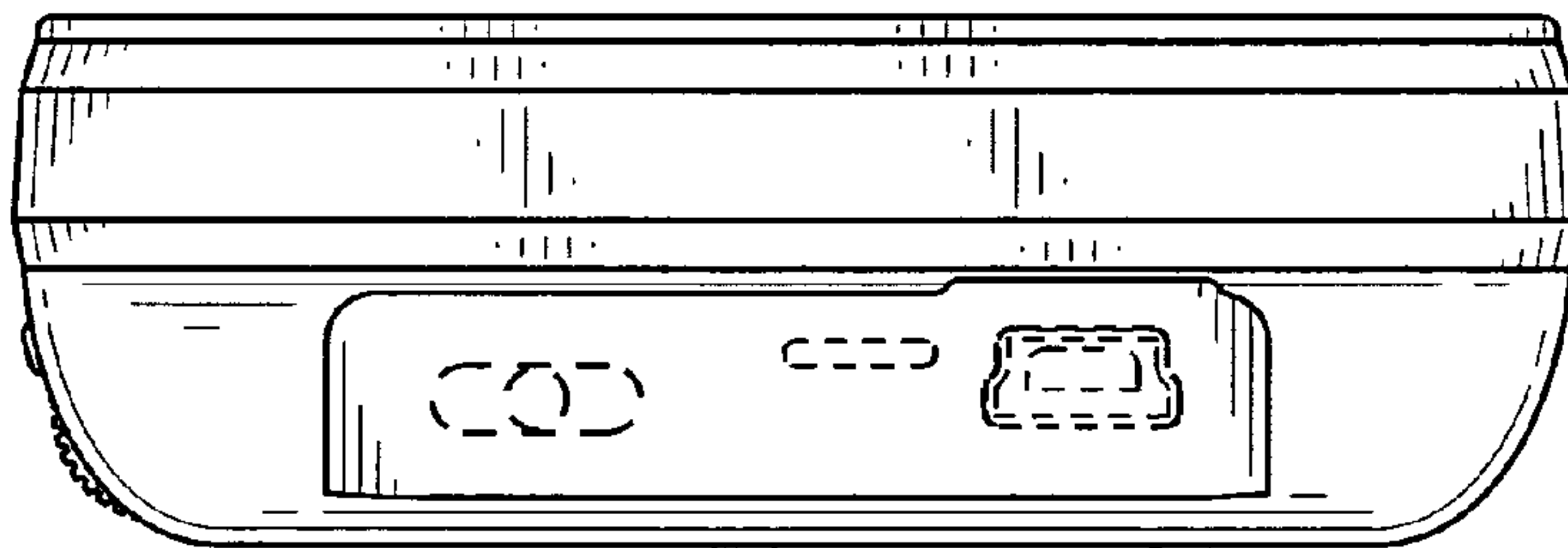


FIG. 6

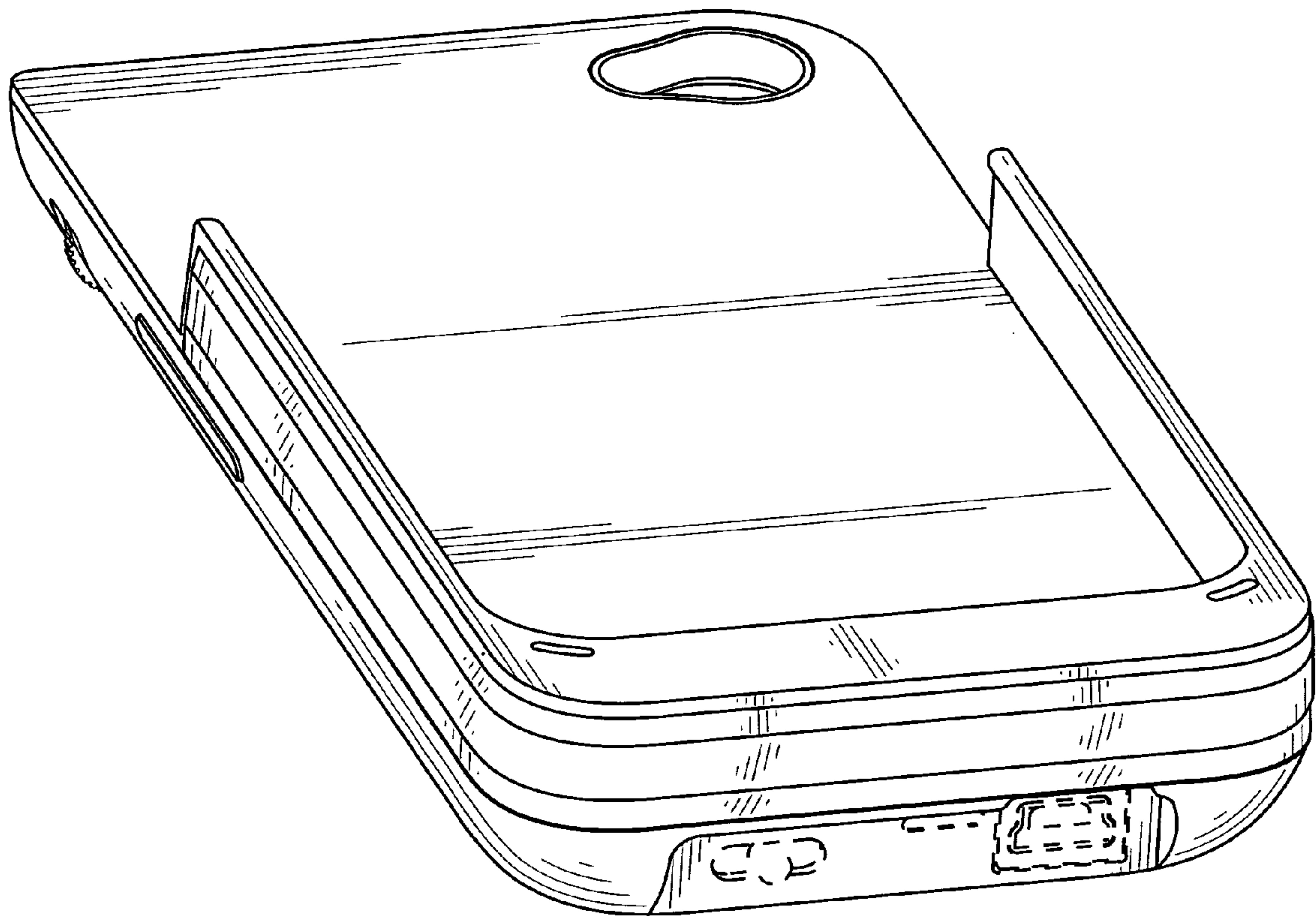


FIG. 7