

US00D690334S

(12) **United States Design Patent**
Zielonka et al.

(10) **Patent No.:** **US D690,334 S**

(45) **Date of Patent:** **** Sep. 24, 2013**

- (54) **HOLE SAW**
- (75) Inventors: **Robert Richard Zielonka**, Enfield, CT (US); **Joseph H. DeSantis**, Ware, MA (US); **Christopher F. Fitzgerald**, Belchertown, MA (US); **Peter Weremchuk**, Simsbury, CT (US)
- (73) Assignee: **Irwin Industrial Tool Company**, Huntersville, NC (US)

- 4,180,909 A 1/1980 Lind
- D264,800 S 6/1982 Osada
- D266,735 S 11/1982 Hahn
- 4,408,935 A 10/1983 Miyanga
- 4,541,758 A 9/1985 Frank et al.
- D281,979 S 12/1985 Meier
- D282,369 S 1/1986 De Villiers
- 4,595,321 A 6/1986 Van Dalen
- 4,631,829 A 12/1986 Schmidt et al.
- 4,651,425 A 3/1987 Livian
- 4,660,284 A 4/1987 Decarolis
- 4,757,612 A 7/1988 Peyrot
- 4,760,643 A 8/1988 Juma

(**) Term: **14 Years**

(Continued)

(21) Appl. No.: **29/353,762**

OTHER PUBLICATIONS

(22) Filed: **Jan. 13, 2010**

William Henry, B04 Pikatti Knife, 2005, Available at <http://www.onlyfineknives.com/knife.php?k=224451>, Accessed Nov. 6, 2008.

(51) **LOC (9) Cl.** **15-09**

(Continued)

(52) **U.S. Cl.**
USPC **D15/139**

(58) **Field of Classification Search**
USPC ... D8/70; D15/138, 139, 140; 408/200-225,
408/1 R

Primary Examiner — Patricia Palasik
(74) *Attorney, Agent, or Firm* — McCarter & English, LLP

See application file for complete search history.

(57) **CLAIM**
The ornamental design for hole saw, as shown and described.

(56) **References Cited**

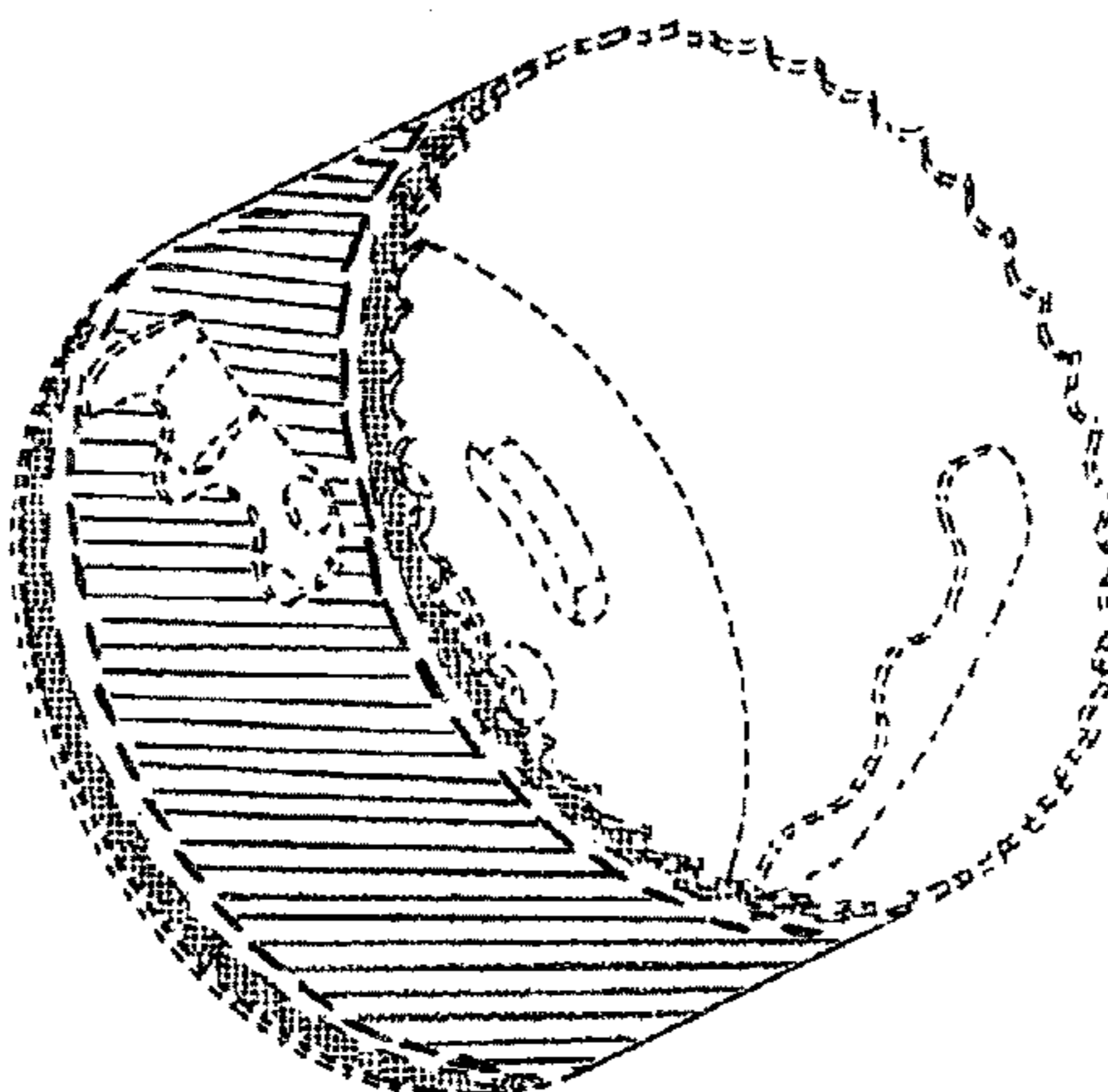
DESCRIPTION

U.S. PATENT DOCUMENTS

- D44,561 S 8/1913 Gouck
- 1,194,503 A 8/1916 Jawoisch
- 1,564,105 A 12/1925 Ouellet
- 1,713,972 A 5/1929 Lufkin
- D139,299 S 10/1944 Walters
- D160,574 S 10/1950 Carlson
- 2,817,899 A 12/1957 Wheeler
- 2,947,206 A 8/1960 Flanagan
- 3,220,449 A 11/1965 Franklin
- 3,221,709 A 12/1965 Montemayer
- D204,877 S 5/1966 West
- 3,593,419 A 7/1971 Hula
- 3,804,238 A 4/1974 Howard
- 3,929,050 A 12/1975 Salzwedel
- 4,089,112 A 5/1978 Richards

FIG. 1 is a perspective view of a hole saw showing the present invention, wherein the diagonal cross-hatched portion of the hole saw indicates a color and the stippled portion of the hole saw indicates another color;
FIG. 2 is a front elevational view thereof the rear elevational view being identical;
FIG. 3 is a left side elevational view thereof; the right side elevational view being identical;
FIG. 4 top plan view thereof; and,
FIG. 5 is a bottom plan view thereof.
The broken lines in the figures show structure or boundaries that are not part of the claimed design.

1 Claim, 2 Drawing Sheets



(56)

References Cited

U.S. PATENT DOCUMENTS

D300,897 S 5/1989 Hagberg et al.
 D303,118 S * 8/1989 Cox D15/139
 4,891,884 A 1/1990 Torbet
 5,082,403 A 1/1992 Sutton et al.
 D324,326 S 3/1992 Lu
 5,205,685 A 4/1993 Herbert
 D342,270 S 12/1993 Kwang
 5,351,595 A 10/1994 Johnston
 5,360,300 A 11/1994 Sullivan
 D359,967 S 7/1995 Eichenberg et al.
 D368,633 S 4/1996 Nakayama
 D382,885 S 8/1997 Deiner et al.
 5,676,501 A 10/1997 Peetz et al.
 D388,318 S 12/1997 Achterberg et al.
 D391,974 S * 3/1998 Brutscher D15/139
 D392,297 S * 3/1998 Brutscher D15/139
 5,803,678 A 9/1998 Korb et al.
 5,806,189 A 9/1998 Bailey
 D401,822 S 12/1998 Pearlman
 D406,220 S 3/1999 Schmidt
 5,904,454 A 5/1999 Washer
 5,906,050 A 5/1999 Gilbert
 5,909,930 A 6/1999 Ragland
 D412,654 S 8/1999 Gilbert et al.
 D412,655 S 8/1999 Gilbert et al.
 D412,822 S 8/1999 Gilbert et al.
 D422,185 S 4/2000 Gold
 D423,038 S 4/2000 Shimoyama et al.
 6,120,220 A 9/2000 Speare
 D438,219 S 2/2001 Brutscher
 D443,495 S 6/2001 Wang
 D450,552 S 11/2001 Mason
 D455,057 S 4/2002 Medhurst
 6,363,614 B1 4/2002 Umstead et al.
 D457,269 S 5/2002 Arey
 D459,172 S 6/2002 Bissell
 6,438,849 B1 8/2002 Wonderley
 D462,241 S 9/2002 Lothe
 6,578,268 B2 6/2003 Hawketts
 D478,106 S 8/2003 Morton et al.
 D478,339 S 8/2003 Morton et al.
 D478,919 S 8/2003 Morton et al.
 6,708,410 B2 3/2004 Okada

6,718,640 B1 4/2004 John
 6,857,831 B2 2/2005 Davis
 D508,389 S 8/2005 Polk
 D517,894 S 3/2006 Kondo et al.
 D539,616 S 4/2007 Taylor et al.
 7,258,513 B2 8/2007 Gertner
 D551,269 S * 9/2007 Burke, III D15/139
 D559,044 S 1/2008 Ono
 D562,651 S 2/2008 Harkey
 D565,382 S 4/2008 Watanabe
 7,553,114 B2 6/2009 Oknestram et al.
 D624,808 S * 10/2010 Krawczak et al. D8/373
 D631,732 S * 2/2011 Krawczak et al. D8/373
 D644,327 S * 8/2011 Singh D24/146
 2002/0037201 A1 3/2002 Despres
 2002/0121023 A1 9/2002 Kocher et al.
 2002/0122703 A1 9/2002 Czyzewski et al.
 2003/0084575 A1 5/2003 Chen
 2003/0088985 A1 5/2003 Huang
 2003/0094078 A1 5/2003 Clanton
 2003/0200661 A1 10/2003 Okada
 2005/0022390 A1 2/2005 Whitemiller et al.
 2005/0050734 A1 3/2005 Kesinger
 2005/0172416 A1 8/2005 Feliciano
 2005/0193566 A1 9/2005 Brown et al.
 2005/0262702 A1 12/2005 Hawthorn
 2007/0227012 A1 10/2007 Constantine et al.
 2007/0245574 A1 10/2007 Green
 2008/0131223 A1 6/2008 Jauch
 2009/0106909 A1 4/2009 Tyers
 2010/0067995 A1 3/2010 Keightley
 2011/0170965 A1 * 7/2011 Novak et al. 408/204
 2011/0170966 A1 * 7/2011 Novak et al. 408/204
 2011/0170967 A1 * 7/2011 Novak et al. 408/204
 2011/0243675 A1 10/2011 Fach
 2012/0183366 A1 7/2012 Stenman

OTHER PUBLICATIONS

Flexible Bi-Metal Hacksaw Blade H888, 2008, Available at http://www.alibaba.com-product-gs/210815366/Flexible_bi_metal_hacksaw_blade_H888.html, Accessed Nov. 6, 2008.
Bi-Metal Hole Saw 825-2 Package, Greenlee Textron Inc., Rockford, Illinois, 2003.

* cited by examiner

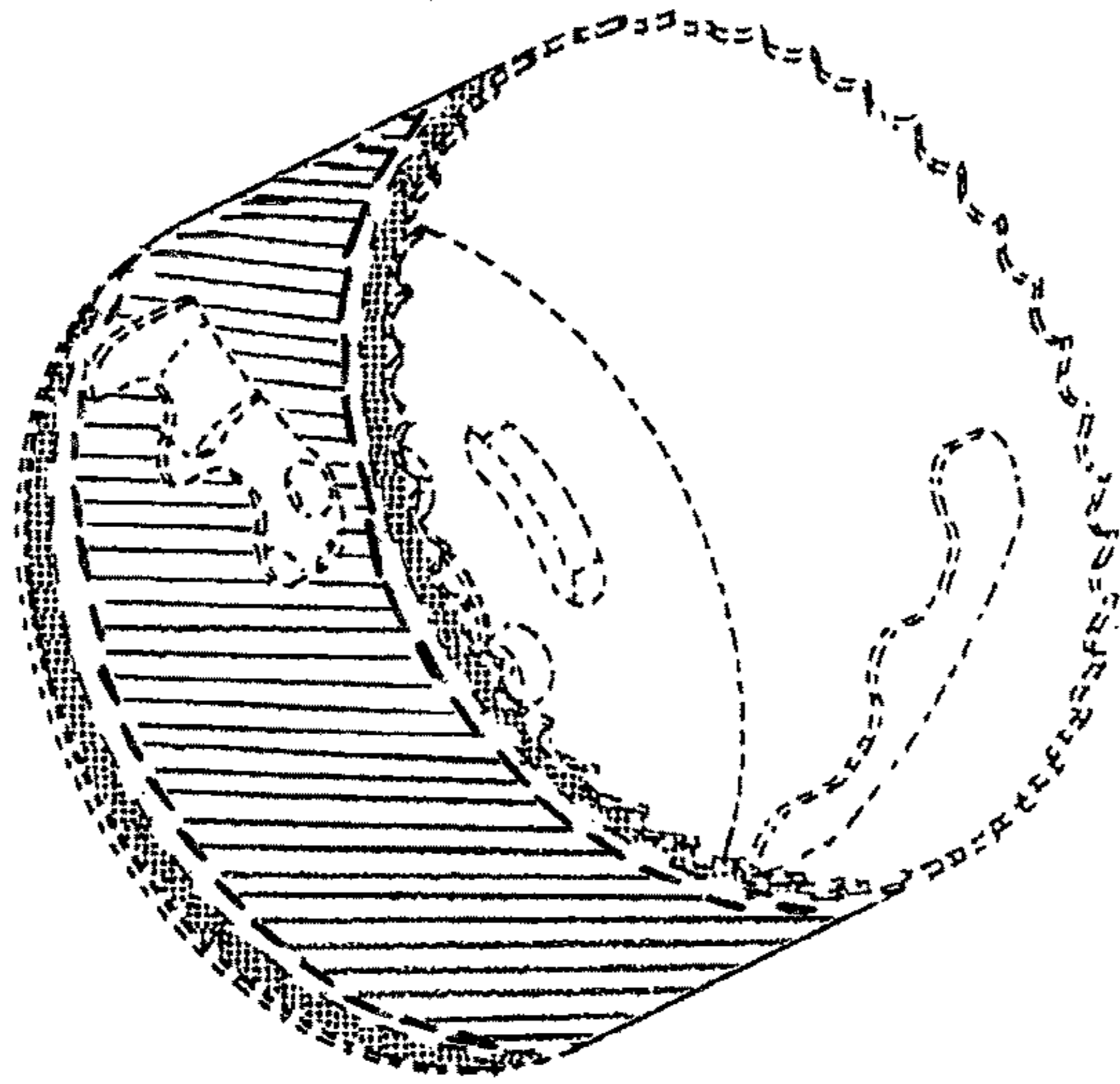


FIG. 1




FIG. 2

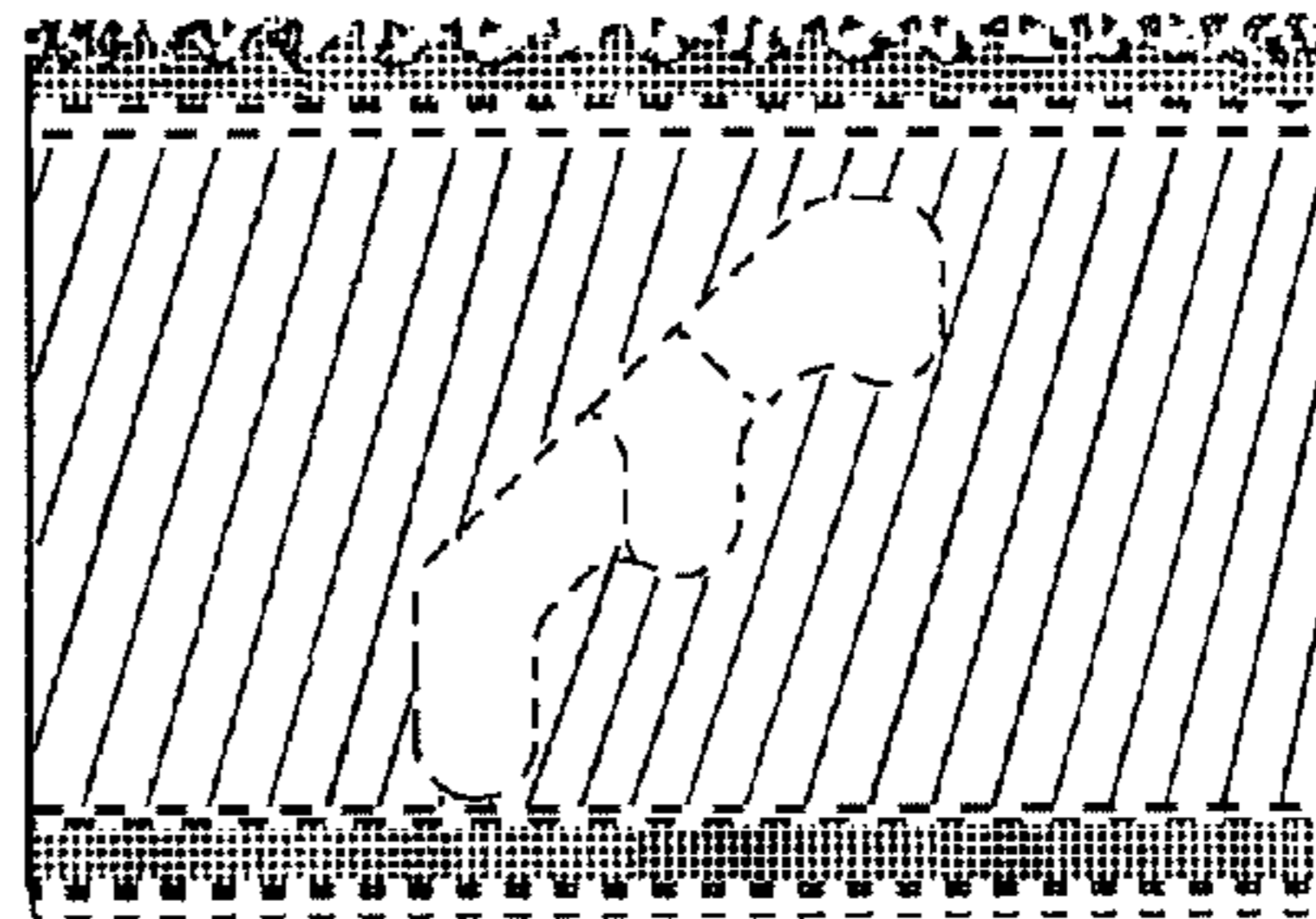


FIG. 3

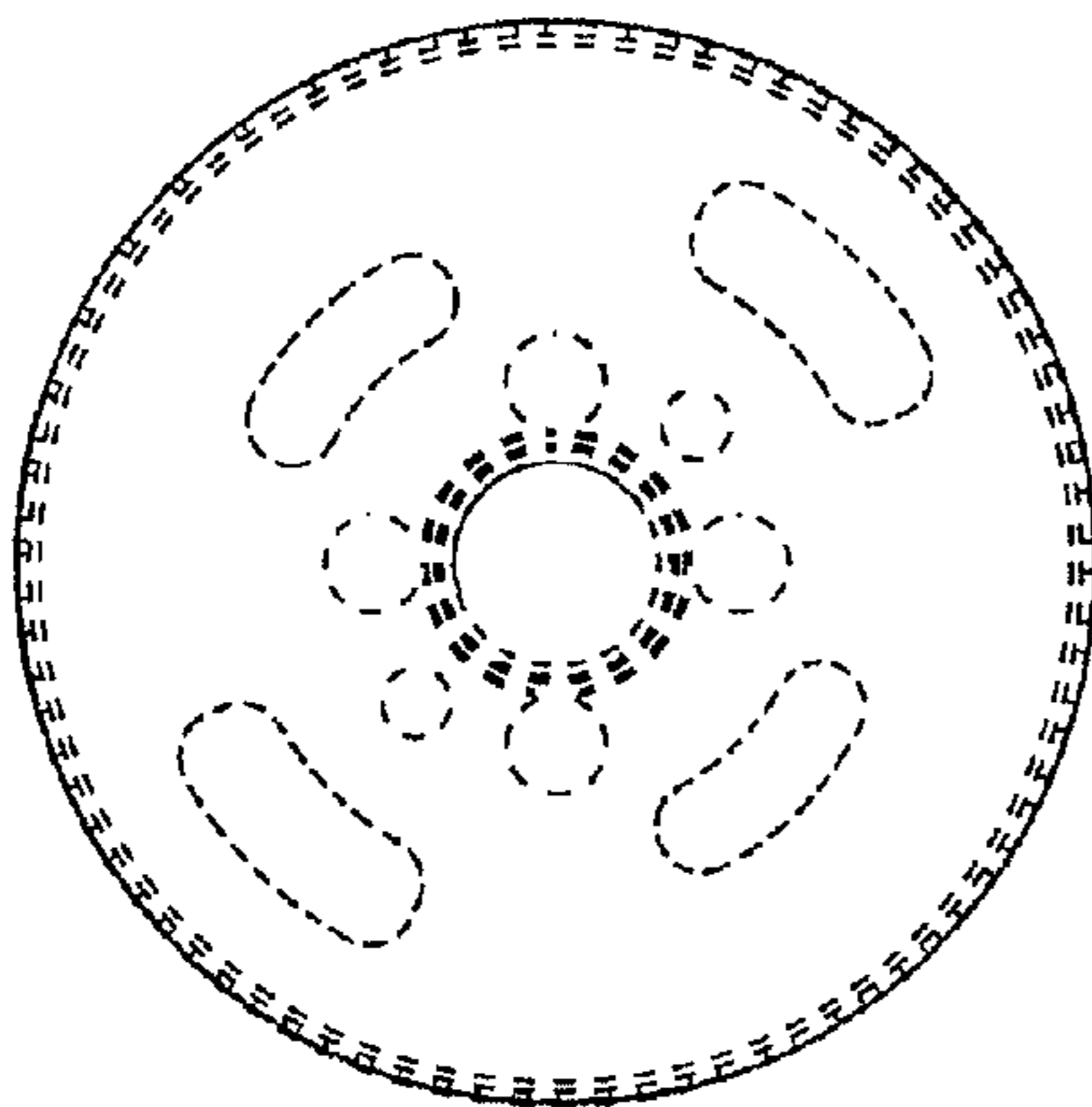


FIG. 4

FIG. 5

