

US00D690329S

(12) **United States Design Patent**  
**Seo et al.**

(10) **Patent No.:** **US D690,329 S**  
(45) **Date of Patent:** **\*\* Sep. 24, 2013**

(54) **REFRIGERATOR**

(75) Inventors: **Woonkyu Seo**, Seoul (KR); **Jungyeon Hwang**, Seoul (KR); **Seonkyu Kim**, Seoul (KR); **Seungjin Yoon**, Gyeonggi-do (KP); **Daesung Lee**, Gyeonggi-do (KR)

(73) Assignee: **LG Electronics Inc.**, Seoul (KR)

(\*\*) Term: **14 Years**

(21) Appl. No.: **29/425,429**

(22) Filed: **Jun. 22, 2012**

(30) **Foreign Application Priority Data**

Dec. 23, 2011 (KR) ..... 30-2011-0055101

(51) **LOC (9) Cl.** ..... **15-07**

(52) **U.S. Cl.**  
USPC ..... **D15/86**

(58) **Field of Classification Search**

USPC ..... D15/79-91; 62/3.6, 3.63, 3.64, 293,  
62/331, 371, 440-445, 467; 312/112-119,  
312/236, 400-408, 138.1

See application file for complete search history.

(56) **References Cited**

**U.S. PATENT DOCUMENTS**

D540,832 S \* 4/2007 Wang et al. .... D15/86  
D578,555 S \* 10/2008 Yeo et al. .... D15/85

D594,886 S \* 6/2009 Wang et al. .... D15/86  
D615,109 S \* 5/2010 Yang et al. .... D15/86  
D616,001 S \* 5/2010 Yang et al. .... D15/86  
D625,342 S \* 10/2010 Seo et al. .... D15/85  
D633,114 S \* 2/2011 Seo et al. .... D15/86  
D641,384 S \* 7/2011 Yang et al. .... D15/86  
D654,515 S \* 2/2012 Hwang et al. .... D15/85  
D657,402 S \* 4/2012 Hwang et al. .... D15/86  
D660,325 S \* 5/2012 Yang et al. .... D15/86  
D666,635 S \* 9/2012 Jidam et al. .... D15/86  
D671,964 S \* 12/2012 Hong et al. .... D15/86  
D674,417 S \* 1/2013 Seo et al. .... D15/86  
D674,823 S \* 1/2013 Jidam et al. .... D15/86  
D676,467 S \* 2/2013 Kim ..... D15/86

\* cited by examiner

*Primary Examiner* — Mitchell Siegel

(74) *Attorney, Agent, or Firm* — Birch, Stewart, Kolasch & Birch, LLP

(57) **CLAIM**

The ornamental design for a refrigerator, as shown and described.

**DESCRIPTION**

FIG. 1 is a perspective view of a refrigerator showing our new design;

FIG. 2 is a front view thereof;

FIG. 3 is a rear view thereof;

FIG. 4 is a left side view thereof;

FIG. 5 is a right side view thereof;

FIG. 6 is a top plan view thereof; and,

FIG. 7 is a bottom plan view thereof.

**1 Claim, 7 Drawing Sheets**

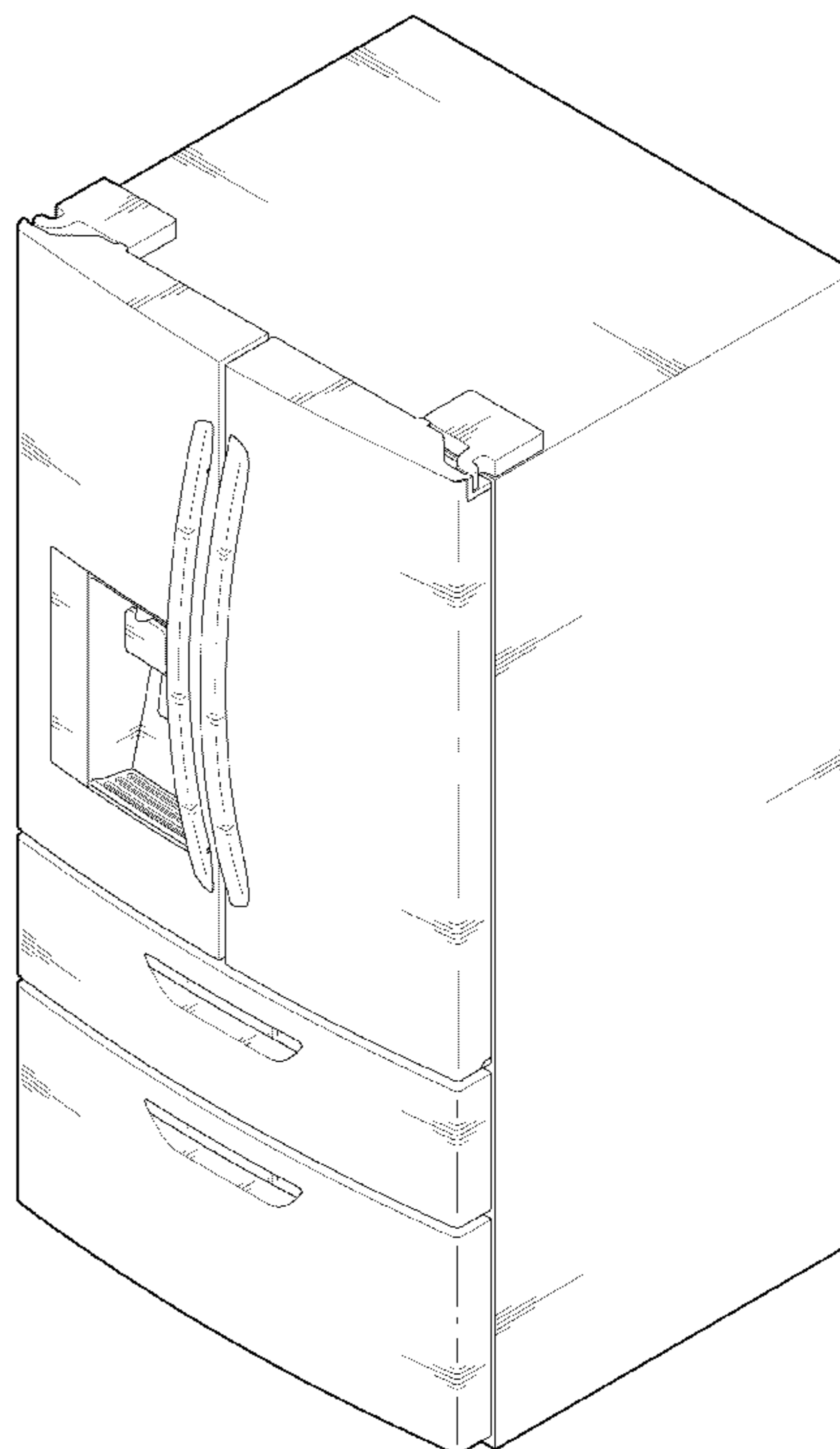


FIG. 1

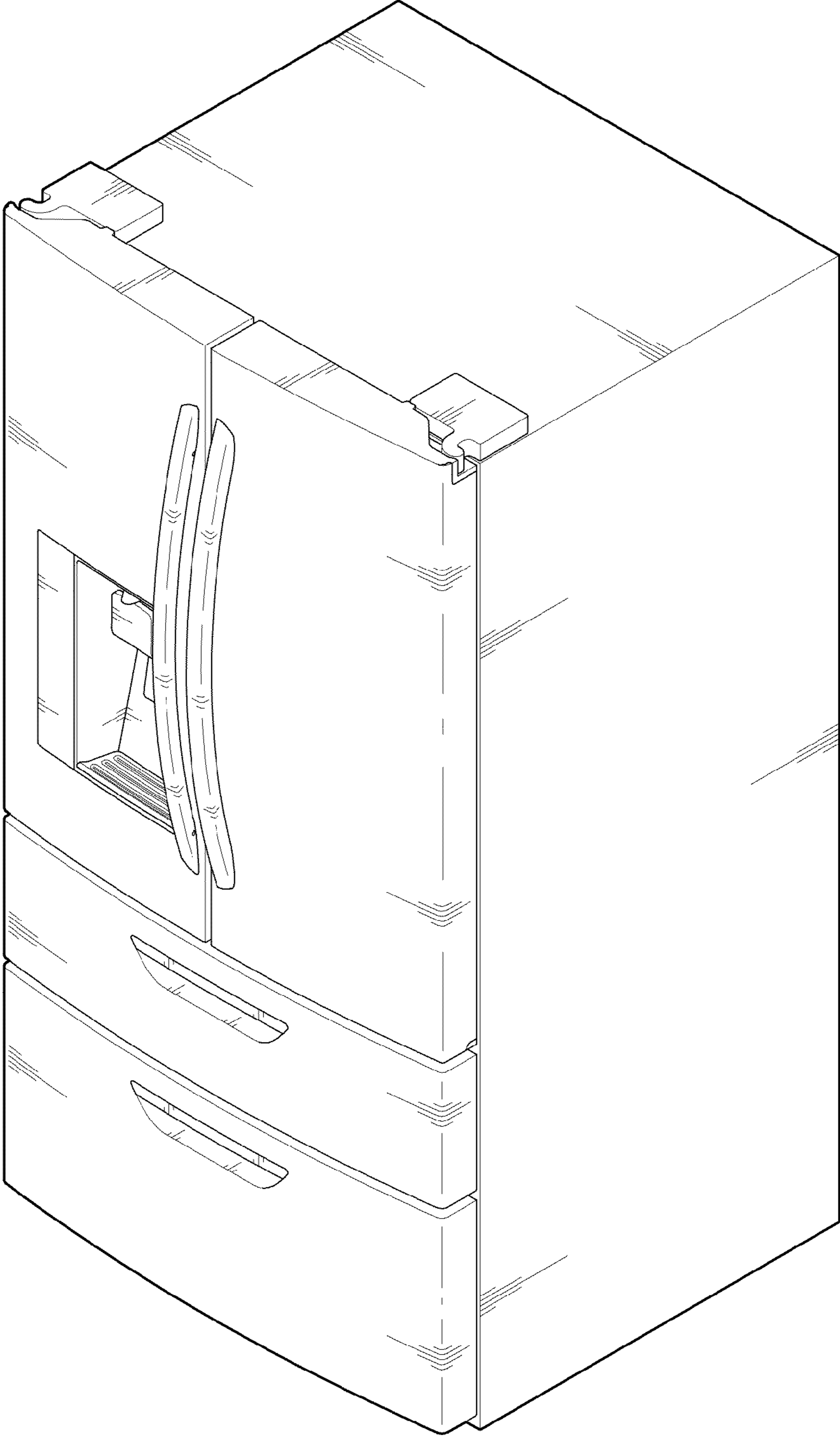


FIG. 2

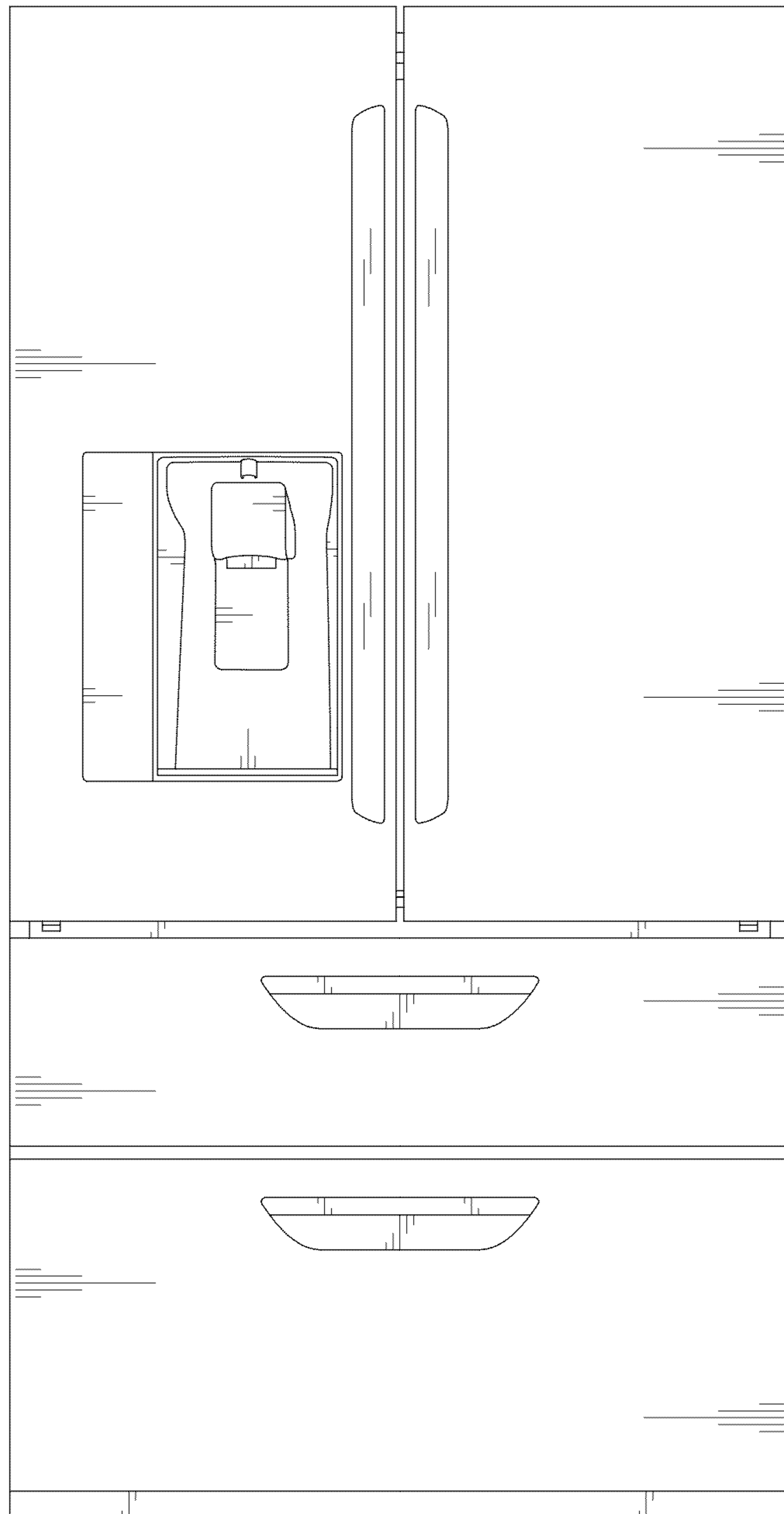


FIG. 3




FIG. 4

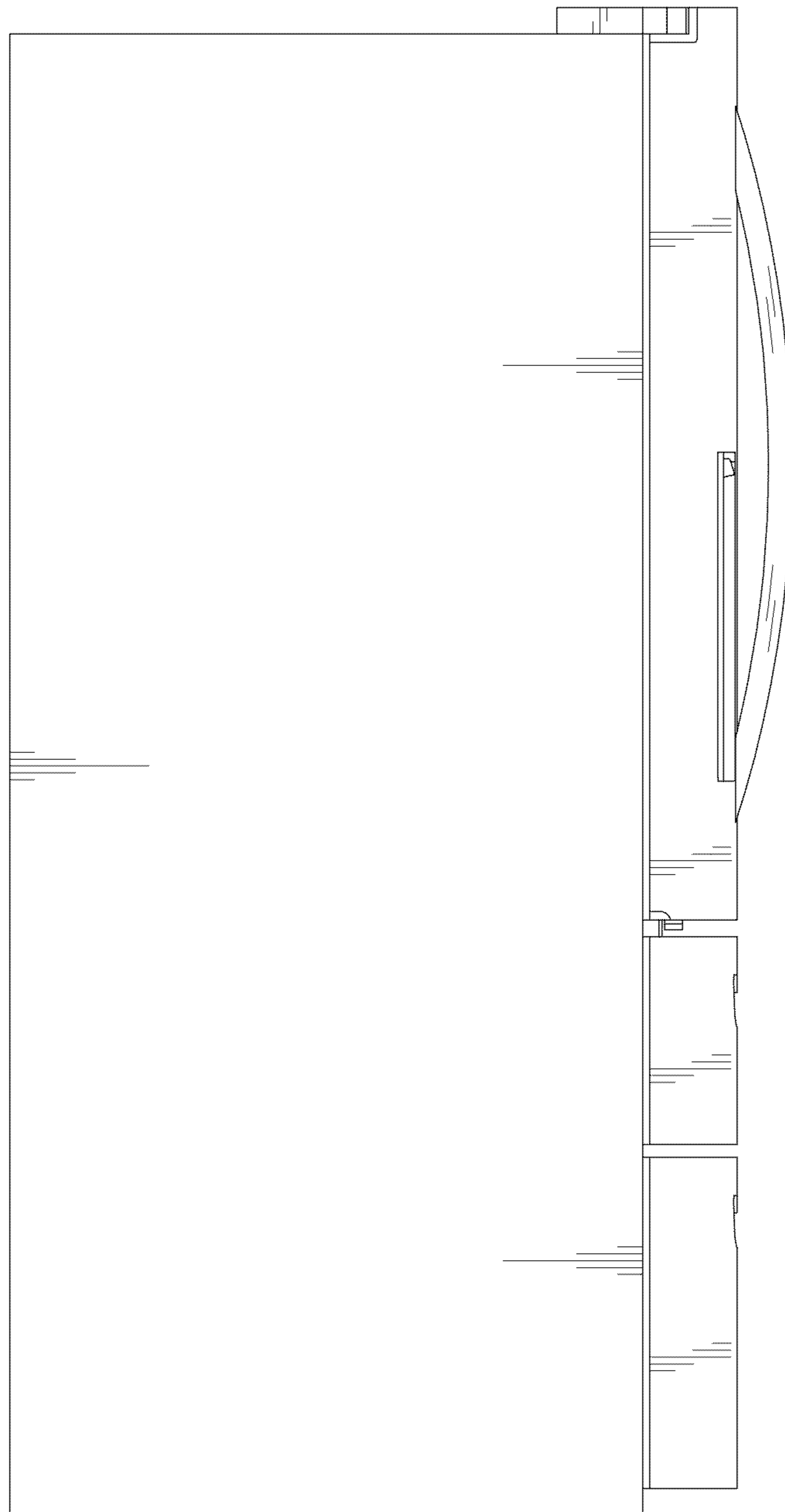


FIG. 5

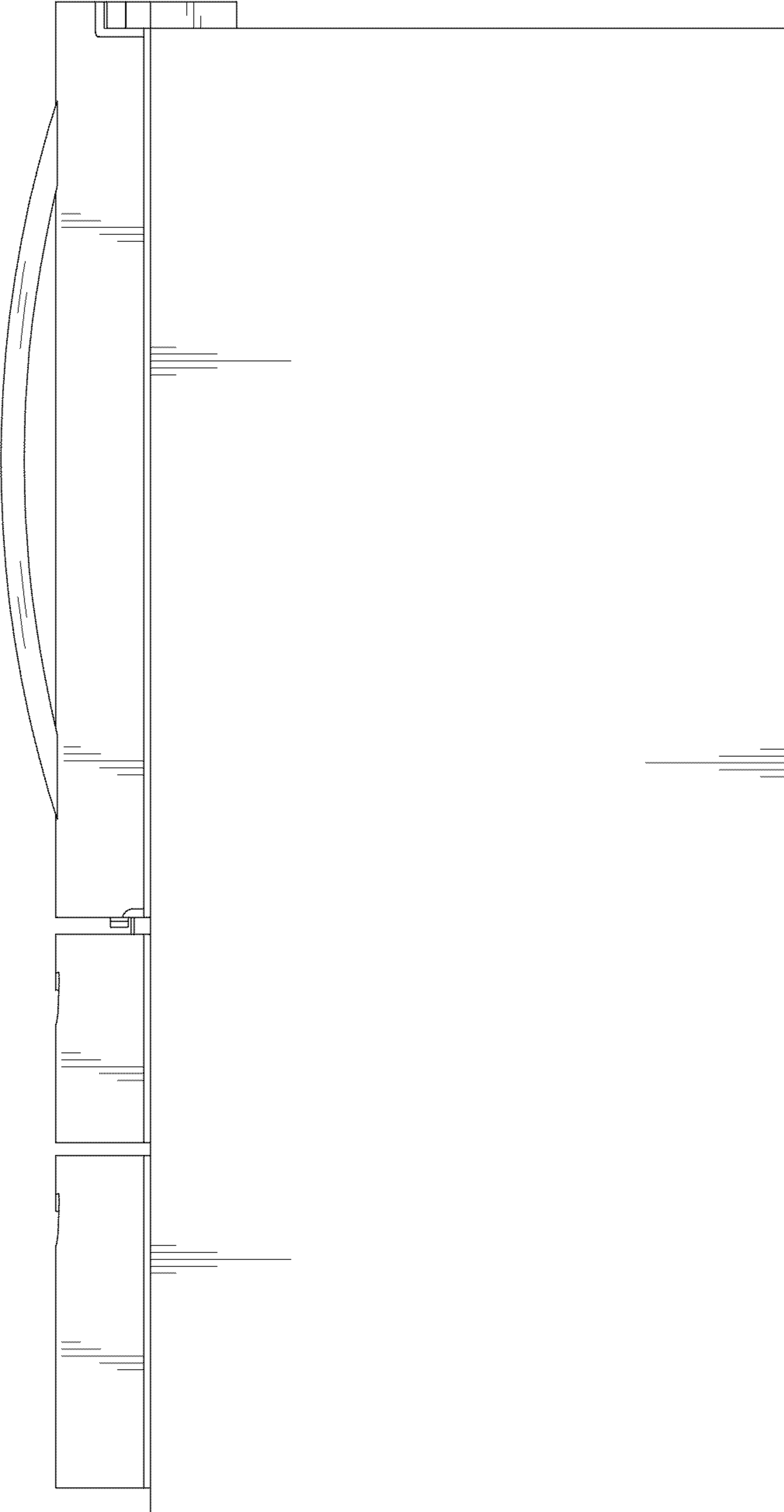


FIG. 6

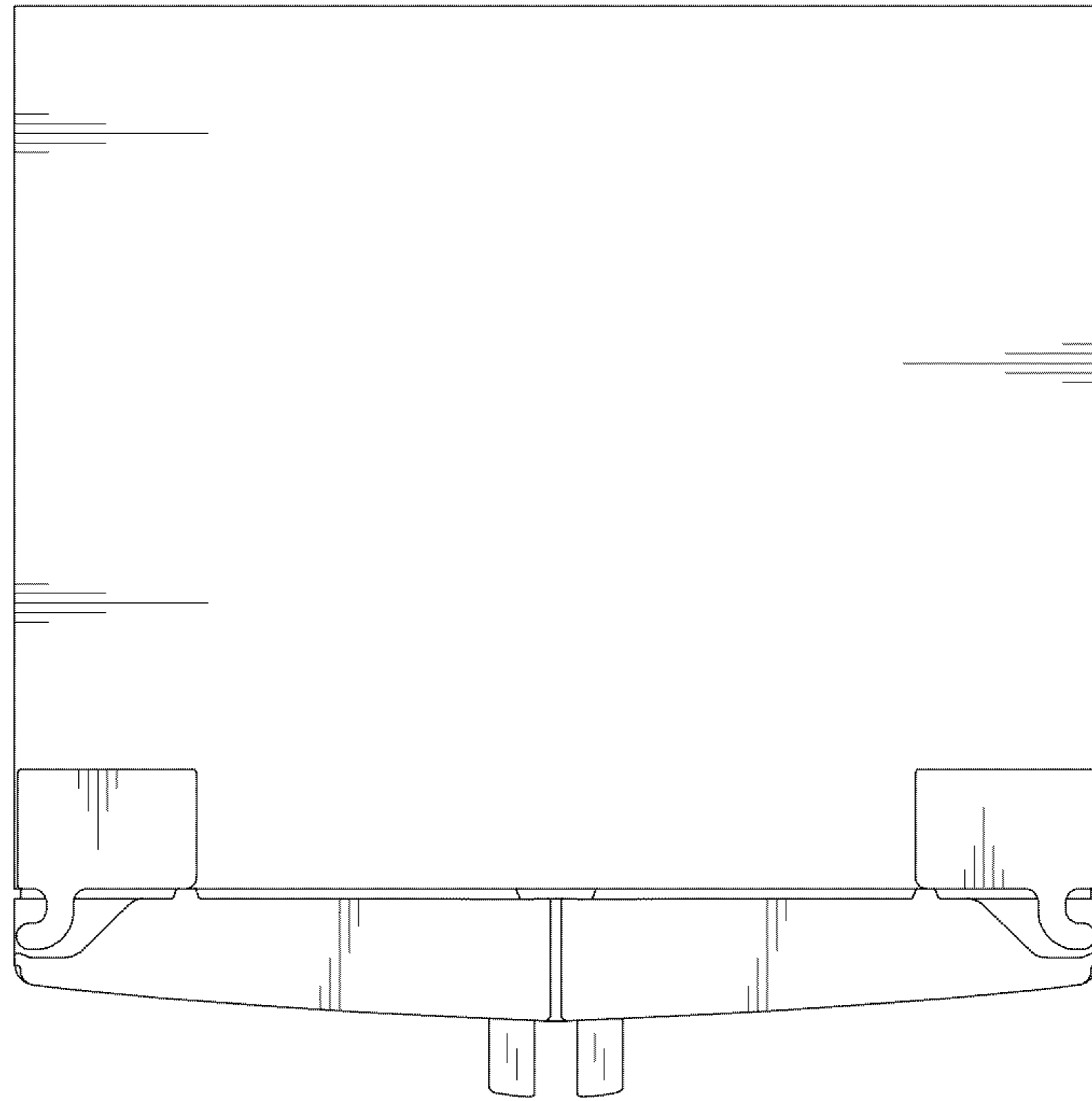


FIG. 7

