

US00D690318S

(12) **United States Design Patent**
Kluttz et al.

(10) **Patent No.:** **US D690,318 S**

(45) **Date of Patent:** **** Sep. 24, 2013**

(54) **INFORMATION HANDLING DEVICE WITH GRAPHICAL USER INTERFACE**

(75) Inventors: **Karen R. Kluttz**, Raleigh, NC (US);
James A. Hunt, Chapel Hill, NC (US)

(73) Assignee: **Lenovo (Singapore) Pte. Ltd.**,
Singapore (SG)

(**) Term: **14 Years**

(21) Appl. No.: **29/410,814**

(22) Filed: **Jan. 12, 2012**

(51) **LOC (9) Cl.** **14-04**

(52) **U.S. Cl.**
USPC **D14/487**

(58) **Field of Classification Search**
USPC D14/485-495; 715/700, 703, 706,
715/715, 716, 727, 728, 772, 776, 777, 779,
715/810, 825, 834, 835, 836, 837, 838, 839,
715/840, 845, 846, 847, 849, 856, 857, 858,
715/859, 860, 861, 862, 864, 963, 976, 977
See application file for complete search history.

(56) **References Cited**

U.S. PATENT DOCUMENTS

D523,442 S * 6/2006 Hiramatsu D14/488
D547,320 S * 7/2007 Kim et al. D14/486
7,437,005 B2 * 10/2008 Drucker et al. 382/224

7,765,495 B2 * 7/2010 Choi et al. 715/864
7,788,600 B2 * 8/2010 Lau et al. 715/810
D658,679 S * 5/2012 Davydov et al. D14/489
D660,865 S * 5/2012 Brandel D14/486
D660,868 S * 5/2012 van Os D14/489
D670,720 S * 11/2012 Garn et al. D14/486
8,359,547 B2 * 1/2013 Akifusa et al. 715/833
2005/0039140 A1 * 2/2005 Chen 715/810
2008/0244447 A1 * 10/2008 Sagar 715/810
2009/0083662 A1 * 3/2009 Fitzmaurice et al. 715/810

* cited by examiner

Primary Examiner — Angela J Lee

(74) Attorney, Agent, or Firm — FERENCE & ASSOCIATES LLC

(57) **CLAIM**

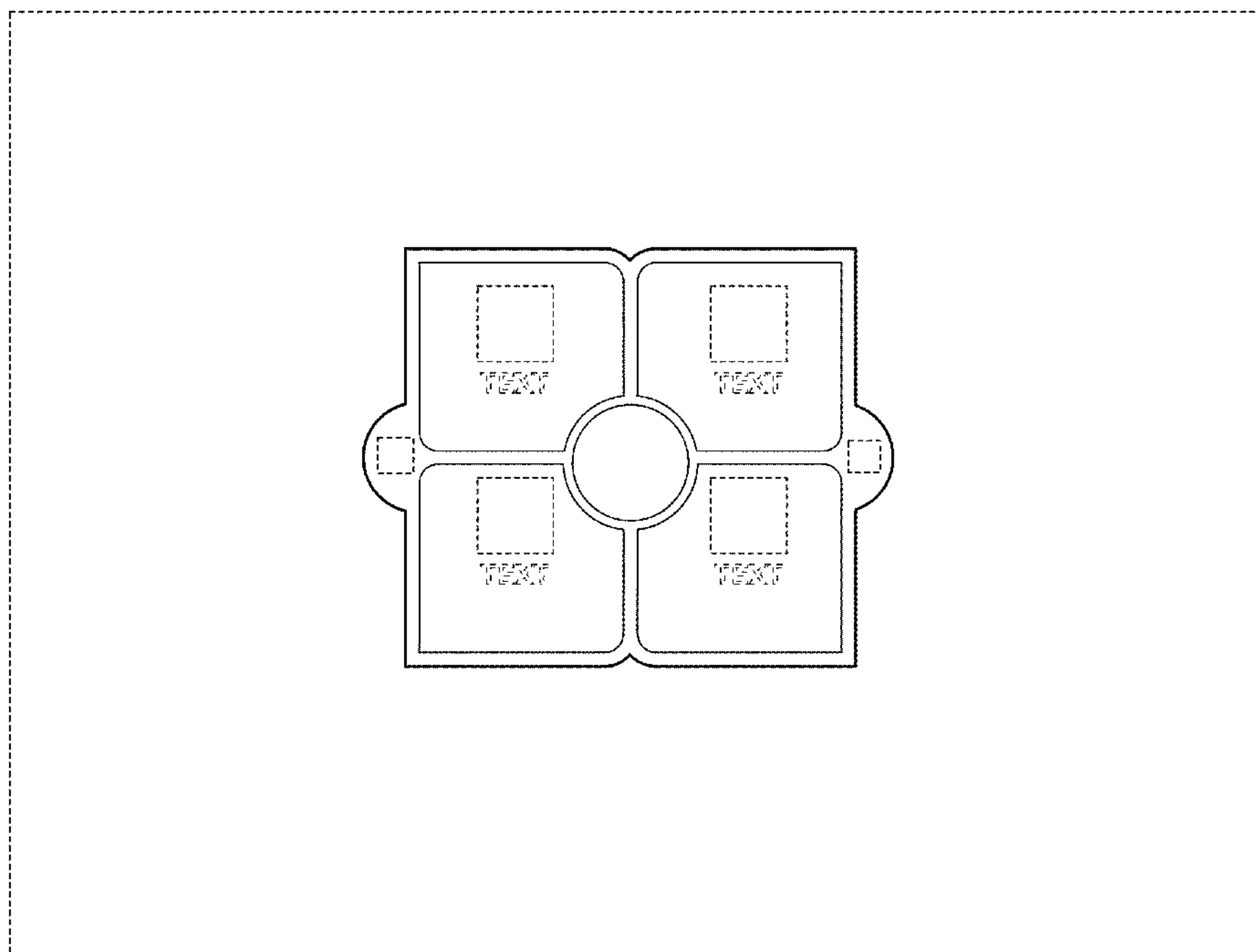
The ornamental design for an information handling device with graphical user interface, as shown and described.

DESCRIPTION

FIG. 1 is a front view of a new design of an information handling device with graphical user interface; and, FIG. 2 is a front view of the user interface illustrating placement of graphical elements within a second embodiment thereof.

In FIGS. 1-2, the outer rectangle shown by broken lines is the edge of an information handling device screen shown for the purpose of illustrating environmental structure and forms no part of the claimed design.

1 Claim, 2 Drawing Sheets



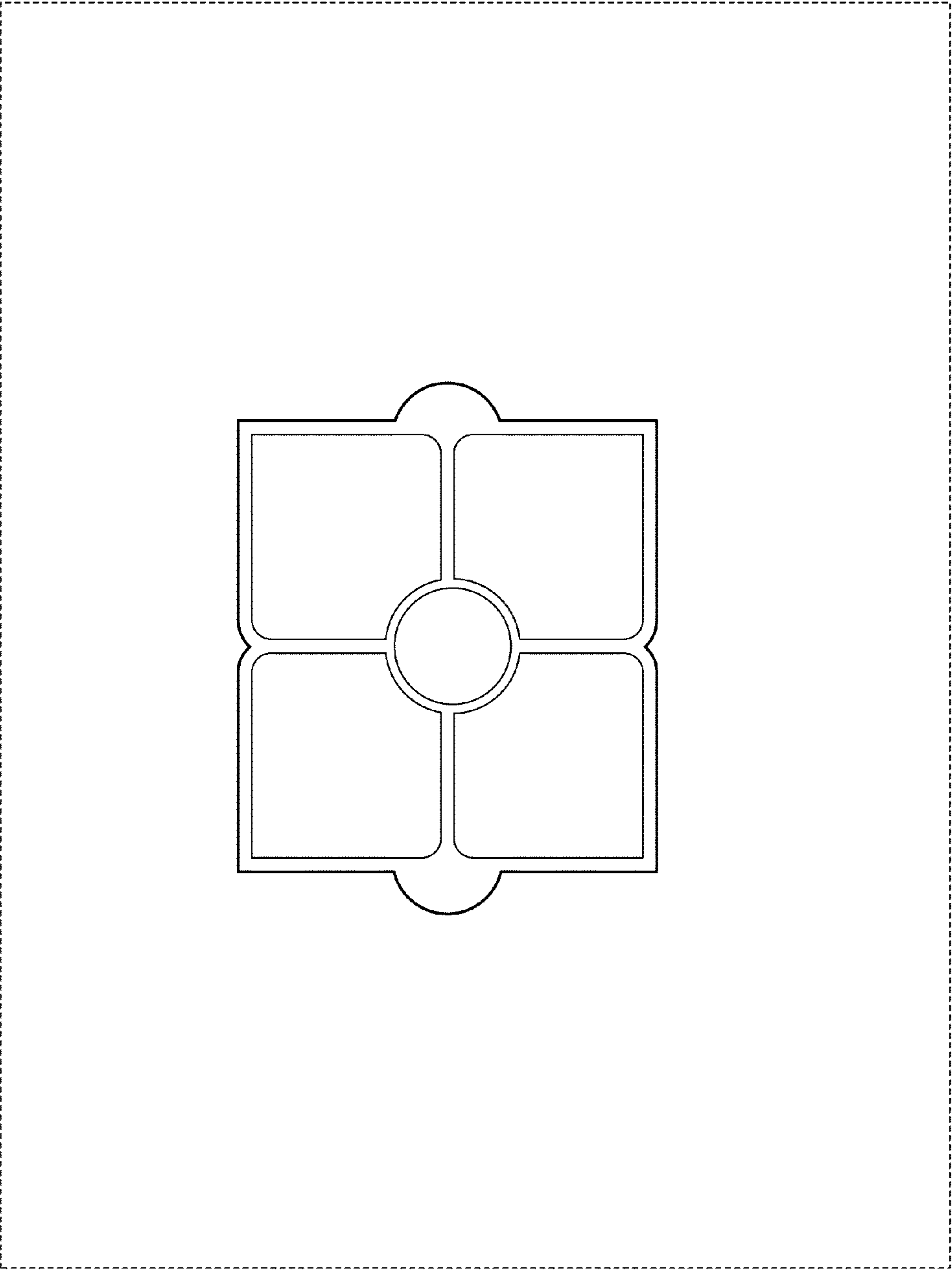


FIG. 1

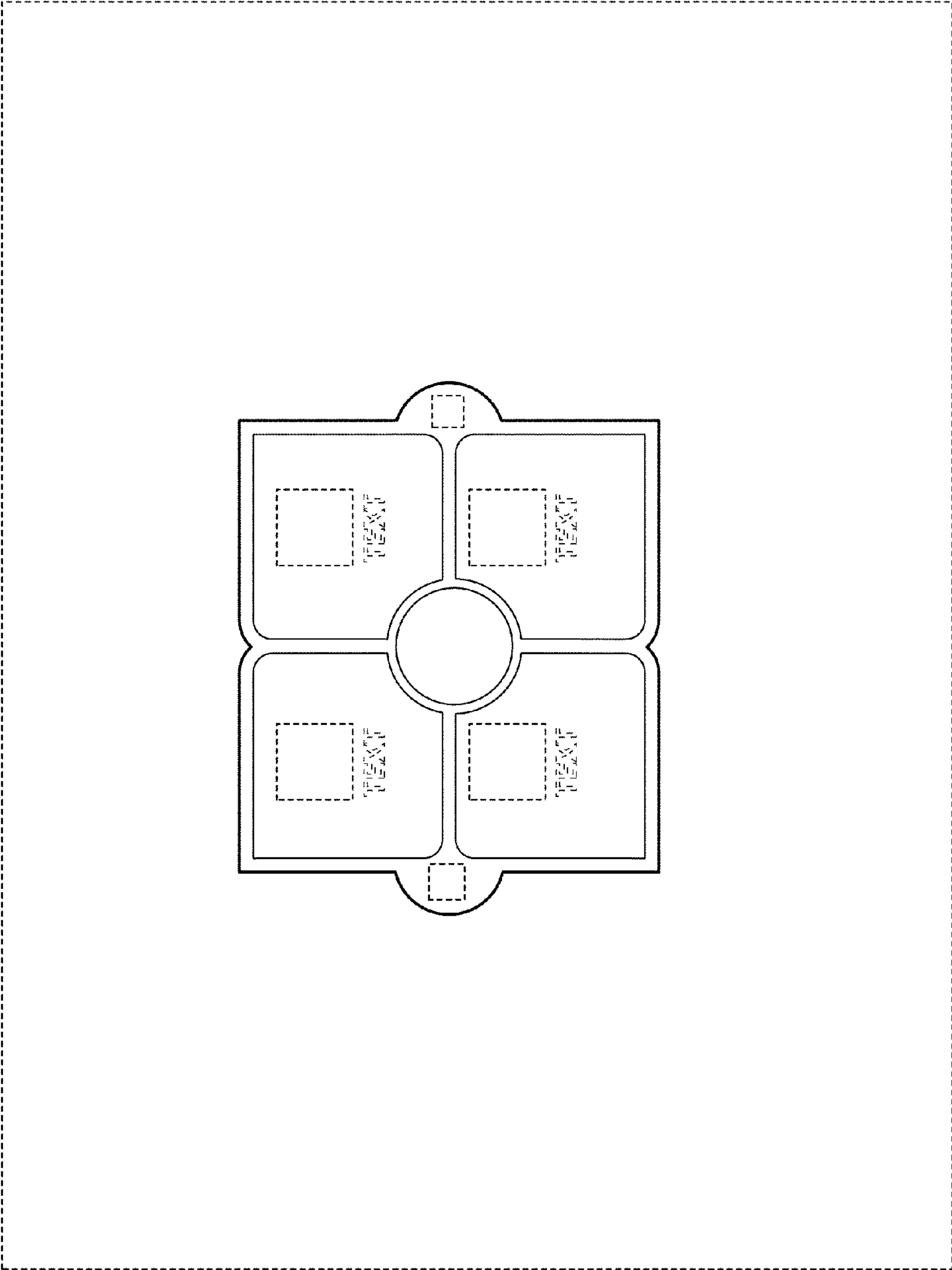


FIG. 2