

US00D690287S

(12) **United States Design Patent**  
**Belfanti et al.**

(10) **Patent No.:** **US D690,287 S**

(45) **Date of Patent:** **\*\* Sep. 24, 2013**

(54) **SPEAKER**

(75) Inventors: **Peter Belfanti**, Vancouver, WA (US);  
**Steve McGarry**, Vancouver, WA (US);  
**Neil O'Connell**, Portland, OR (US);  
**Chris LaBrutto**, Fremont, CA (US);  
**James Rennick**, Dublin (IE); **Cathal Loughnane**, Wexford (IE); **Diarmuid MacMahon**, Dublin (IE)

(73) Assignee: **Logitech Europe S.A.**, Lausanne (CH)

(\*\*) Term: **14 Years**

(21) Appl. No.: **29/429,738**

(22) Filed: **Aug. 15, 2012**

(51) **LOC (9) Cl.** ..... **14-03**

(52) **U.S. Cl.**  
USPC ..... **D14/214**

(58) **Field of Classification Search**  
USPC ..... D14/167, 168, 170-172, 188, 194-196,  
D14/204, 207, 209.1, 210-216, 221, 222;  
181/143, 144, 147, 148, 150, 153, 157, 198,  
181/199; 381/300-303, 306, 332, 333, 336,  
381/345, 361-364, 386-388; D13/107, 108;  
455/344-351; 369/6-12

See application file for complete search history.

(56) **References Cited**

**U.S. PATENT DOCUMENTS**

D441,735 S \* 5/2001 Katayama ..... D14/203.7  
D480,383 S \* 10/2003 Bolton et al. .... D14/214

D558,788 S \* 1/2008 Yu et al. .... D14/496  
D561,741 S \* 2/2008 Huang ..... D14/214  
D570,329 S \* 6/2008 Bhavnani ..... D14/168  
D578,104 S \* 10/2008 Schoffmann et al. .... D14/214  
D587,244 S \* 2/2009 Lim et al. .... D14/214  
D617,268 S \* 6/2010 Yen ..... D13/108  
D656,124 S \* 3/2012 Smith et al. .... D14/204  
D665,734 S \* 8/2012 Fitch et al. .... D13/107  
D677,623 S \* 3/2013 Fitch et al. .... D13/108  
D678,191 S \* 3/2013 Fitch et al. .... D13/108

\* cited by examiner

*Primary Examiner* — Keli L Hill

(74) *Attorney, Agent, or Firm* — Kilpatrick Townsend & Stockton LLP

(57) **CLAIM**


The ornamental design for the speaker, as shown and described.

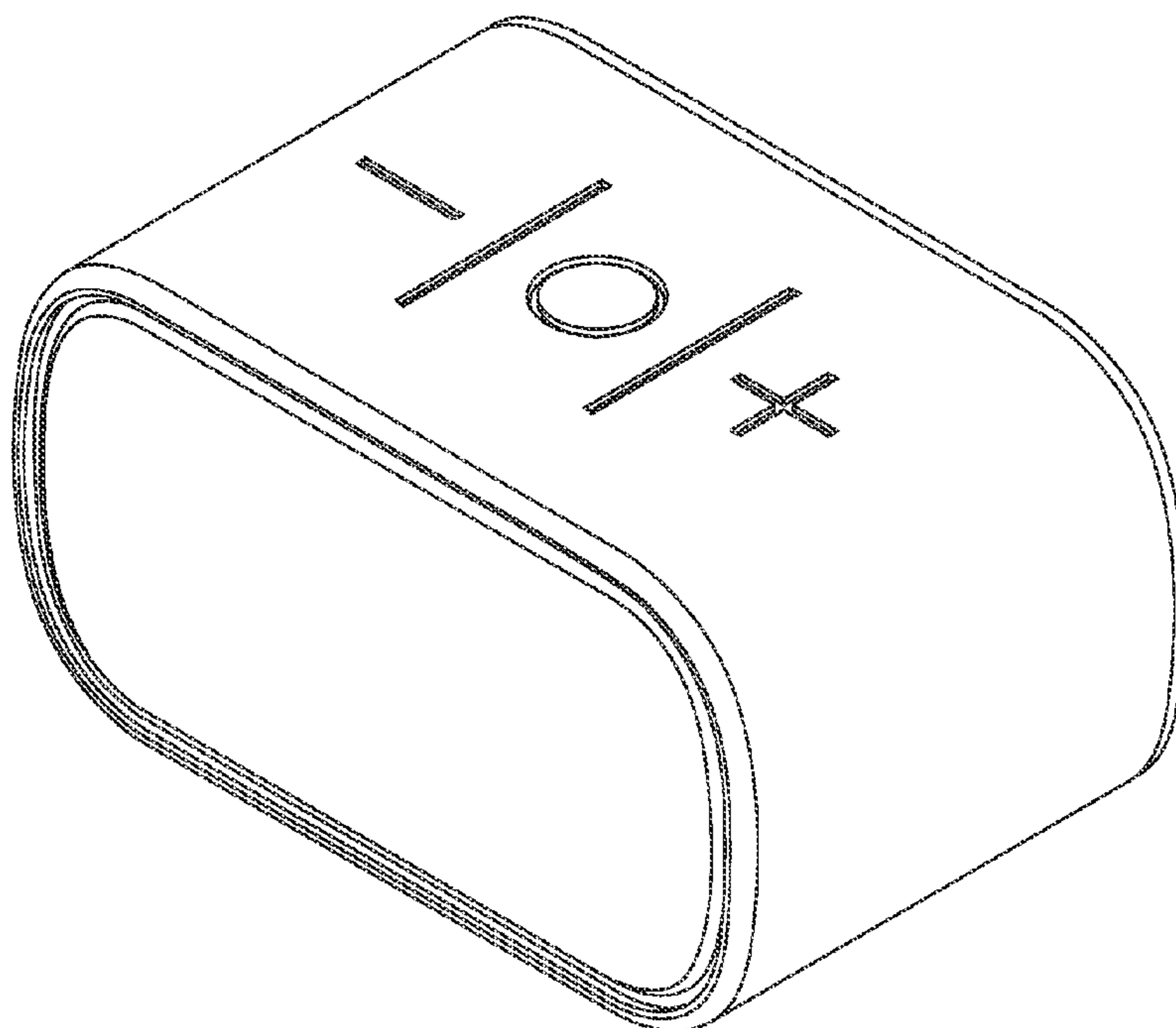
**DESCRIPTION**

FIG. 1 is a perspective view of a speaker showing my new design;  
FIG. 2 is a bottom elevation view thereof;  
FIG. 3 is a top elevation view thereof;  
FIG. 4 is a back elevation view thereof;  
FIG. 5 is a front elevation view thereof;  
FIG. 6 is a right side elevation view; and,  
FIG. 7 is a left side elevation view.

The broken lines shown are included for the purpose of illustrating portions of the speaker that form no part of the claim.

**1 Claim, 7 Drawing Sheets**

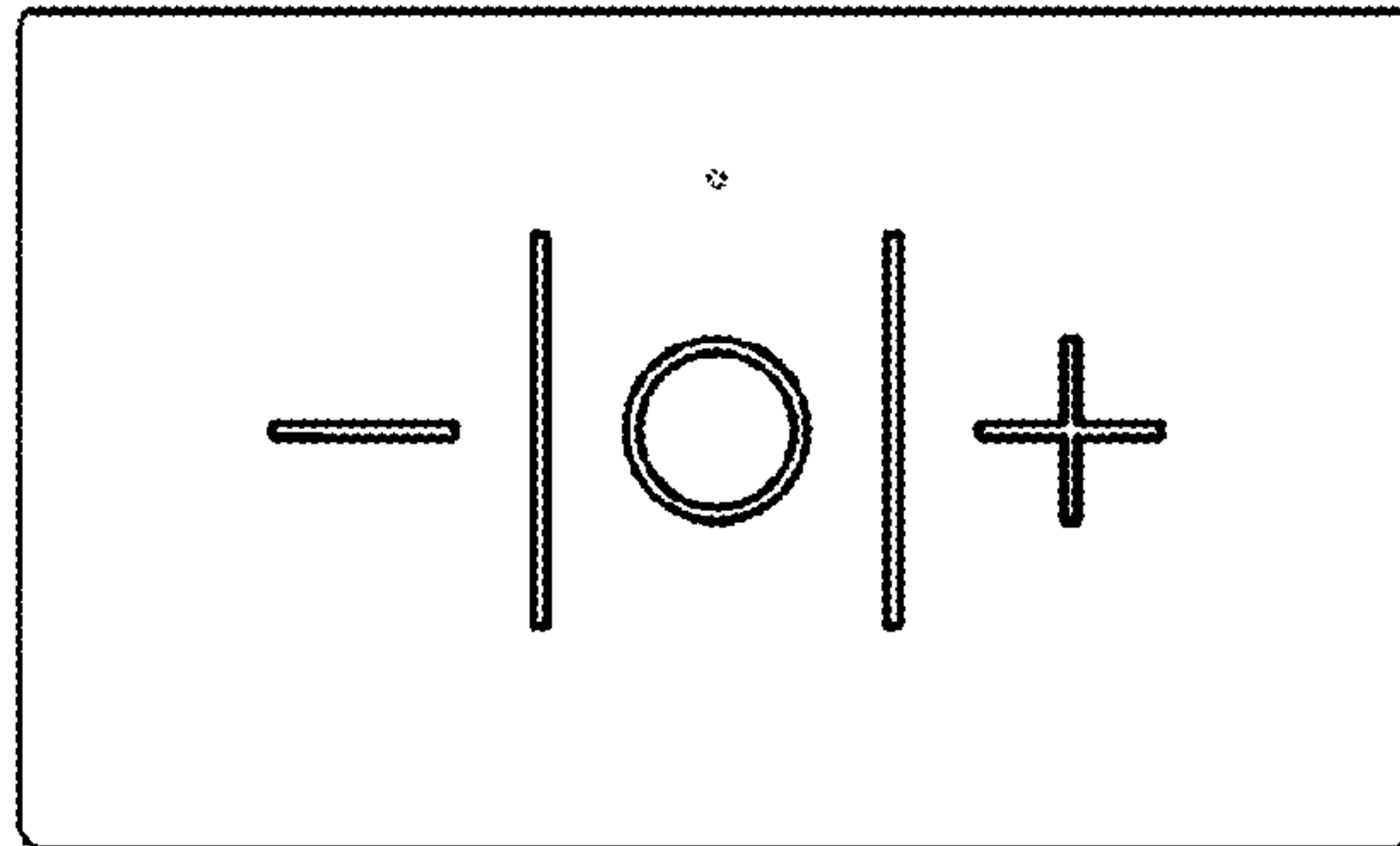




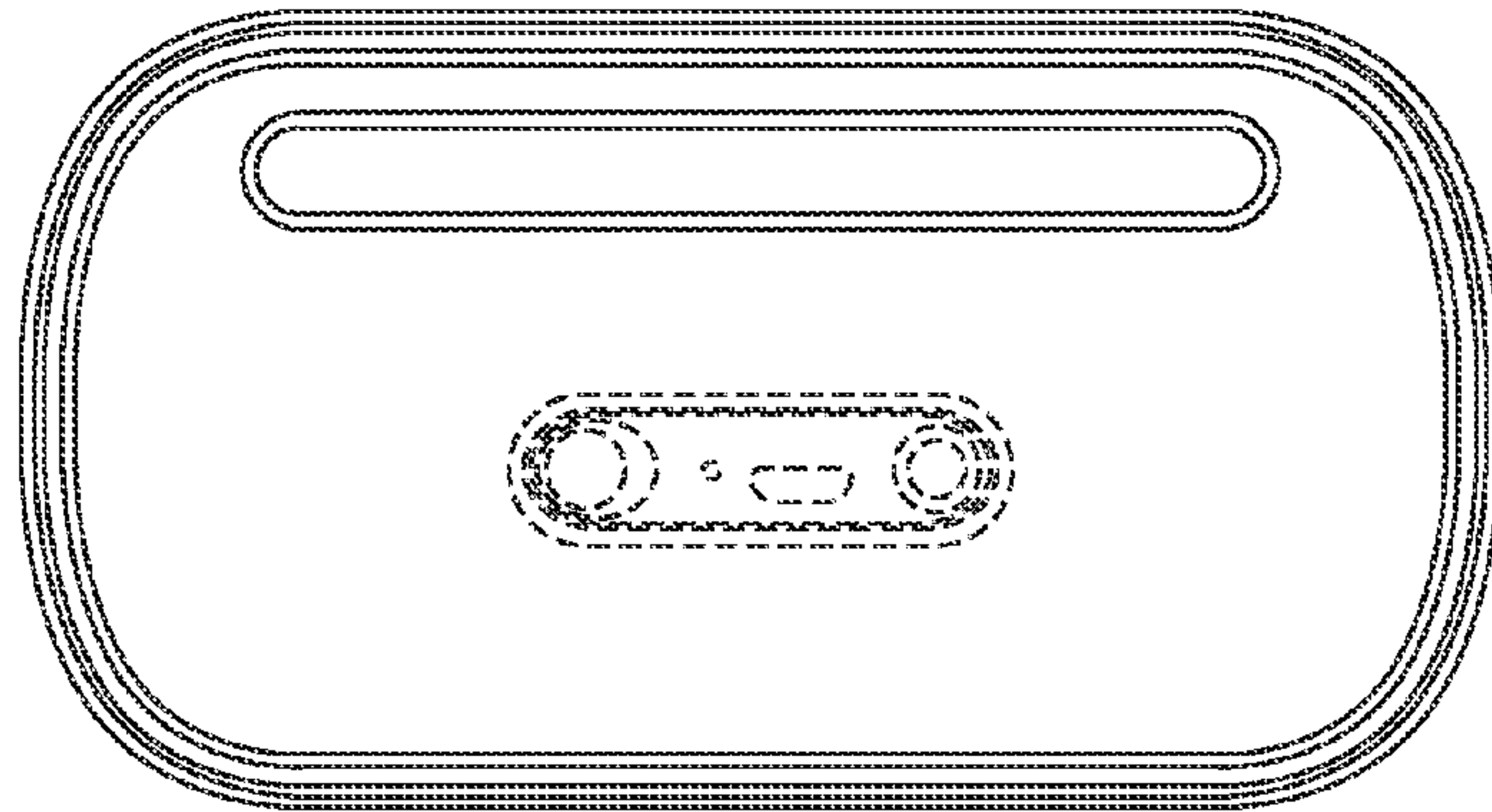
**FIG. 1**




***FIG. 2***




**FIG. 3**




**FIG. 4**



*FIG. 5*



**FIG. 6**



***FIG. 7***