



US00D690231S

(12) **United States Design Patent**
Bischoff et al.

(10) **Patent No.:** **US D690,231 S**

(45) **Date of Patent:** **** Sep. 24, 2013**

(54) **MOTOR VEHICLE**

(56) **References Cited**

(75) Inventors: **Klaus Bischoff**, Evessen (DE); **Marc Lichte**, Braunschweig (DE); **Andreas J. Mindt**, Erkerode (DE); **Philipp Römers**, Berlin (DE)

U.S. PATENT DOCUMENTS

D584,189	S	*	1/2009	Bischoff et al.	D12/91
D584,997	S	*	1/2009	Bischoff et al.	D12/91
D620,394	S	*	7/2010	Bischoff et al.	D12/91
D620,840	S	*	8/2010	Bischoff et al.	D12/91
D626,885	S	*	11/2010	Bischoff et al.	D12/91
D637,943	S	*	5/2011	Bischoff et al.	D12/92
D678,126	S	*	3/2013	Bischoff et al.	D12/92

(73) Assignee: **Volkswagen Aktiengesellschaft**, Wolfsburg (DE)

* cited by examiner

(**) Term: **14 Years**

Primary Examiner — Melody Brown

(74) *Attorney, Agent, or Firm* — Lucas & Mercanti, LLP; Klaus P. Stoffel

(21) Appl. No.: **29/417,587**

(57) **CLAIM**

The ornamental design for a motor vehicle, as shown and described.

(22) Filed: **Apr. 5, 2012**

DESCRIPTION

(30) **Foreign Application Priority Data**

Jun. 29, 2011 (WO) 611851001

(51) **LOC (9) Cl.** **12-08**

(52) **U.S. Cl.**

USPC **D12/91**

(58) **Field of Classification Search**

USPC D12/86, 90-92; D21/424, 433, 434;
296/181.1, 181.5

FIG. 1 is a front, right side perspective view of the motor vehicle of the present invention;
FIG. 2 is a front, left side perspective view thereof;
FIG. 3 is a rear, right side perspective view thereof;
FIG. 4 is a rear, left side perspective view thereof;
FIG. 5 is a right side view thereof;
FIG. 6 is a left side view thereof;
FIG. 7 is a front view thereof;
FIG. 8 is a rear view thereof;
FIG. 9 is a top view thereof; and,
FIG. 10 is a bottom view thereof.

See application file for complete search history.

1 Claim, 9 Drawing Sheets





Fig. 1



Fig. 2



Fig. 3



Fig. 4



Fig. 5




Fig. 6



Fig. 7



Fig. 8

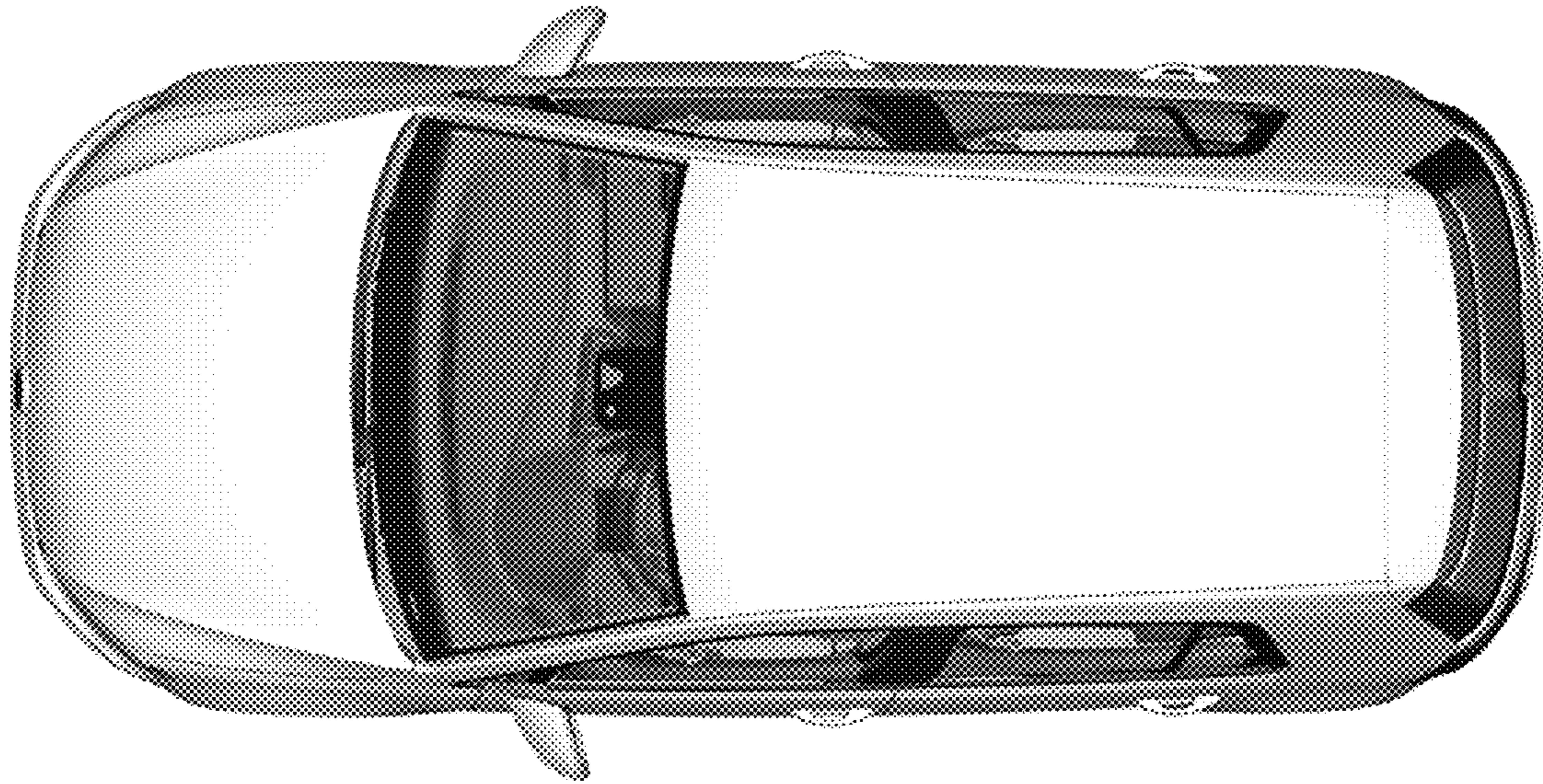


Fig. 9




Fig. 10