

US00D690227S

(12) **United States Design Patent**  
**Dubow**

(10) **Patent No.:** **US D690,227 S**

(45) **Date of Patent:** **\*\* Sep. 24, 2013**

- (54) **WINE BOTTLE CORK HOLDER**
- (71) Applicant: **Epic Products, Inc.**, Santa Ana, CA (US)
- (72) Inventor: **Ardeen Dubow**, Santa Ana, CA (US)
- (73) Assignee: **Epic Products, Inc.**, Santa Ana, CA (US)

D637,917 S *	5/2011	Deitelbaum et al. ....	D9/667
D665,301 S	8/2012	Dubow	
D665,302 S *	8/2012	Dubow .....	D11/157
D669,816 S	10/2012	Dubow	
D670,195 S *	11/2012	DuBow .....	D11/157
D672,272 S	12/2012	Dubow	
D672,273 S	12/2012	Dubow	
D672,275 S	12/2012	Dubow	
D672,684 S *	12/2012	Dubow .....	D11/157
D674,289 S *	1/2013	Parodi .....	D9/651

(\*\*) Term: **14 Years**

(21) Appl. No.: **29/440,953**

(22) Filed: **Dec. 28, 2012**

(51) **LOC (9) Cl.** ..... **11-02**

(52) **U.S. Cl.**  
USPC ..... **D11/157**

(58) **Field of Classification Search**  
USPC ..... D11/130, 157, 164, 184; D17/19,  
D17/20, 14; D7/560, 564, 563, 571, 628,  
D7/604, 606, 625, 601; D9/681, 600; D3/270,  
D3/271.1; 206/206

See application file for complete search history.

(56) **References Cited**

**U.S. PATENT DOCUMENTS**

D254,244 S *	2/1980	Diez Blanco .....	D9/600
D309,429 S *	7/1990	Grimm .....	D3/271.1
D441,612 S *	5/2001	Hamilton .....	D7/607
D451,665 S *	12/2001	Phillips et al. ....	D3/202
D481,955 S *	11/2003	Telles .....	D9/554
D546,700 S *	7/2007	Bourne .....	D9/552
D617,611 S *	6/2010	DuBow .....	D7/628

**OTHER PUBLICATIONS**

Epic Products, Inc., 2012 Product Catalog, pp. 24-35, Jan. 1, 2012.

\* cited by examiner

*Primary Examiner* — T. Chase Nelson

*Assistant Examiner* — Michelle E Wilson

(74) *Attorney, Agent, or Firm* — Nath, Goldberg & Meyer;  
Jerald L. Meyer; Scott C. Langford

(57) **CLAIM**

The ornamental design for a wine bottle cork holder, as shown and described.

**DESCRIPTION**

FIG. 1 is a front, left side and top perspective view of a wine bottle cork holder showing my new design;

FIG. 2 is a front view thereof;

FIG. 3 is a back view thereof;


FIG. 4 is a right side view thereof;

FIG. 5 is a left side view thereof;

FIG. 6 is a top view thereof; and,

FIG. 7 is a bottom view thereof.

**1 Claim, 7 Drawing Sheets**






FIG. 1






FIG. 2




FIG. 3





FIG. 4



FIG. 5





FIG. 6



FIG. 7