



US00D690222S

(12) **United States Design Patent**
Circo

(10) **Patent No.:** **US D690,222 S**

(45) **Date of Patent:** **** Sep. 24, 2013**

(54) **JEWELRY CLASP**

(75) Inventor: **Valentina Circo**, Milan (IT)

(73) Assignee: **Memi S.r.l.**, Milan (IT)

(**) Term: **14 Years**

(21) Appl. No.: **29/424,448**

(22) Filed: **Jun. 12, 2012**

(30) **Foreign Application Priority Data**

Dec. 12, 2011 (EM) 001961194-0001

(51) **LOC (9) Cl.** **11-01**

(52) **U.S. Cl.**

USPC **D11/87**

(58) **Field of Classification Search**

USPC D11/1-2, 7, 40-44, 46-49, 53, 56,
D11/57, 59-61, 63, 65, 79-83, 86-87, 89-90,
D11/91-92, 99, 101, 106, 114-116, 200-201;
63/18-20

See application file for complete search history.

(56) **References Cited**

U.S. PATENT DOCUMENTS

4,231,137 A * 11/1980 Fujimoto 24/303
D405,352 S * 2/1999 Rosenbauer D8/382

D452,611 S * 1/2002 Redgrave D3/264
D514,474 S * 2/2006 Neri D11/200
D561,636 S * 2/2008 Khubani D11/87
D601,915 S * 10/2009 Heroux D11/87

* cited by examiner

Primary Examiner — Zenia Bennett

(74) *Attorney, Agent, or Firm* — Abe Hershkovitz;
Hershkovitz & Associates PLLC

(57) **CLAIM**

The ornamental design for a jewelry clasp, as shown and described.

DESCRIPTION

FIG. 1 is an elevational view of a jewelry clasp showing my new design;

FIG. 2 is a front plan view thereof, which is a mirror image of the rear plan view;

FIG. 3 is a rear plan view thereof;

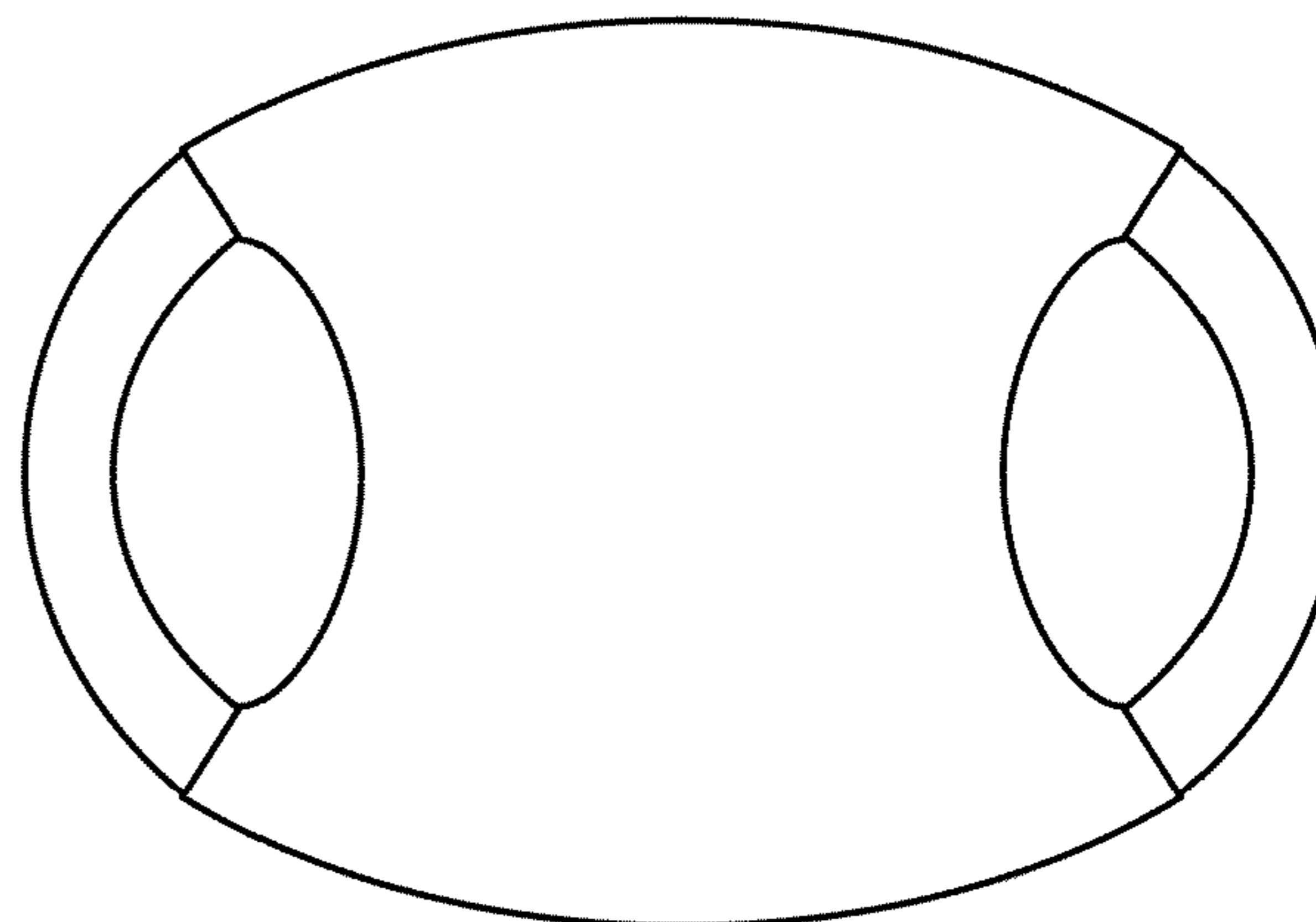
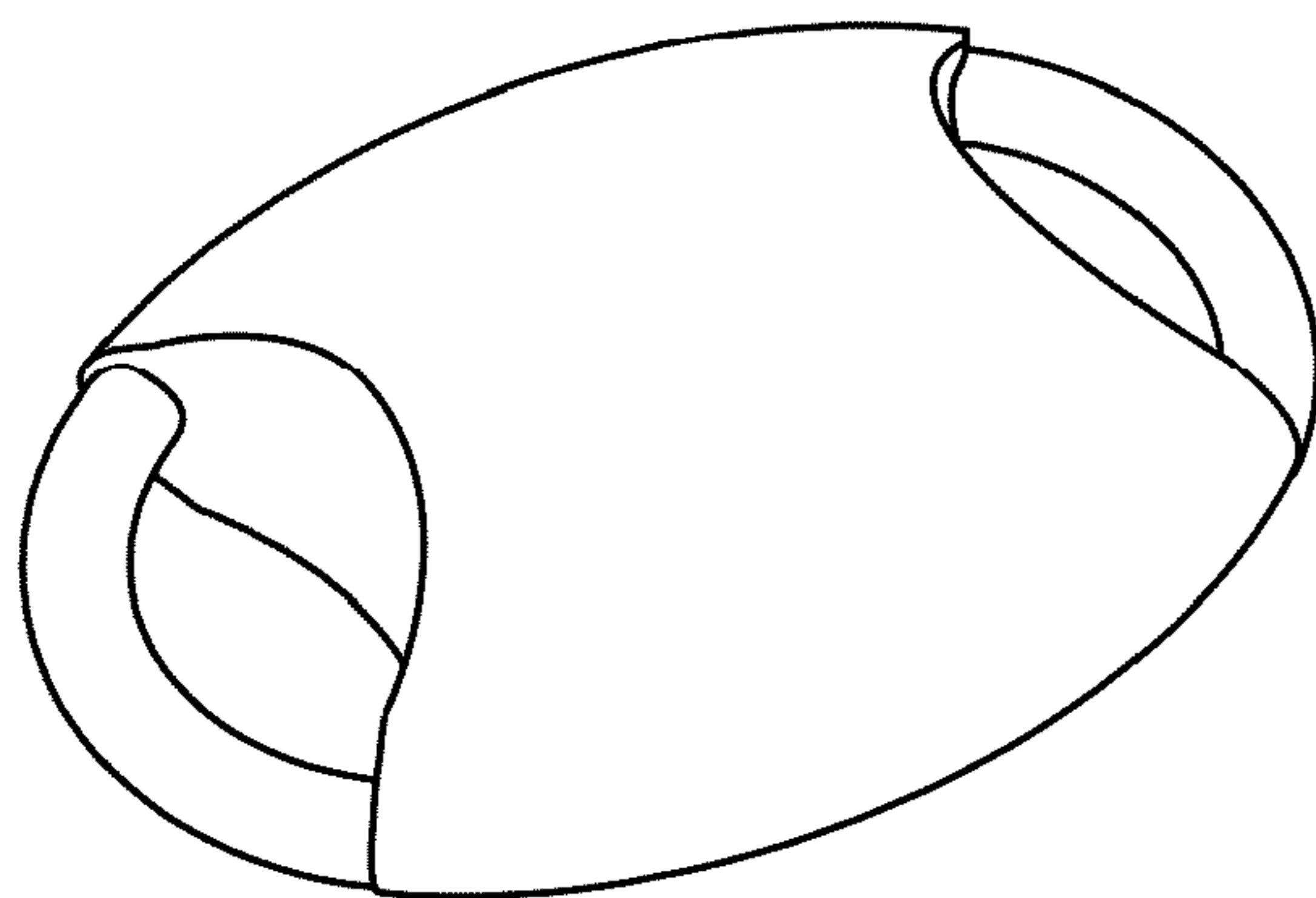
FIG. 4 is a left side plan view thereof, which is a mirror image of the right side plan view;

FIG. 5 is a right side plan view thereof;

FIG. 6 is a top plan view thereof, which is a mirror image of the bottom plan view; and,

FIG. 7 is a bottom plan view thereof.

1 Claim, 1 Drawing Sheet






Fig. 1

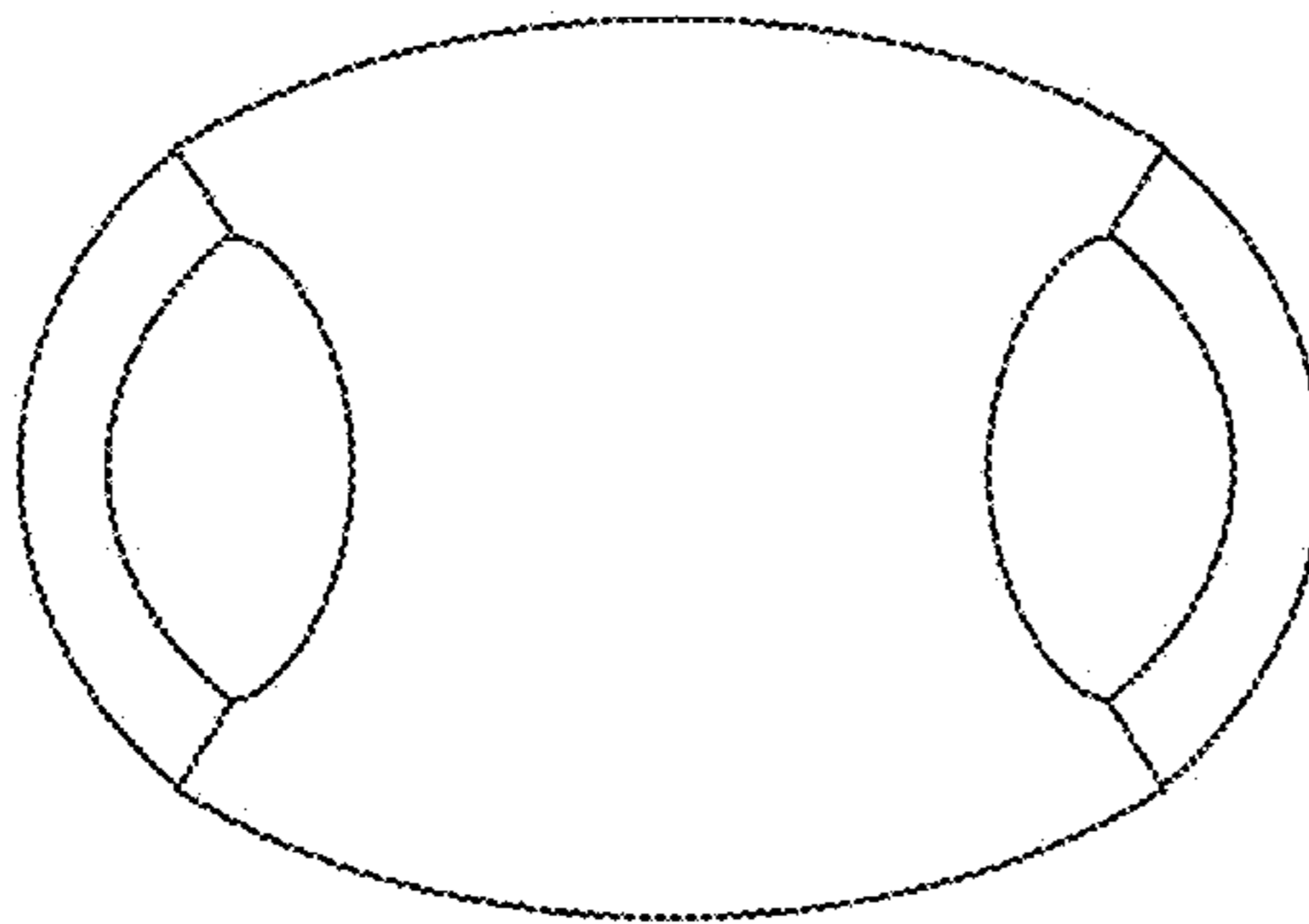


Fig. 2

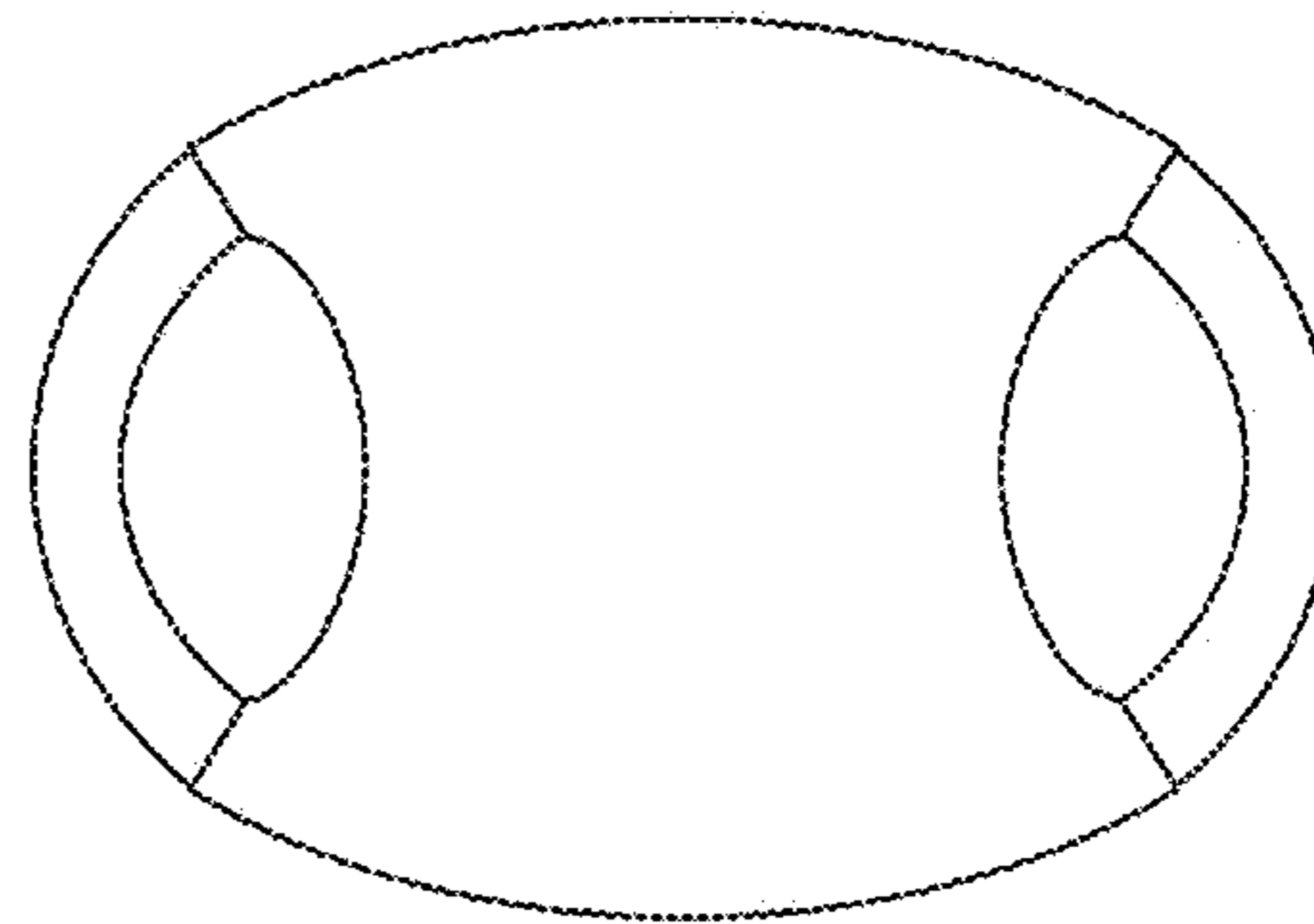


Fig. 3

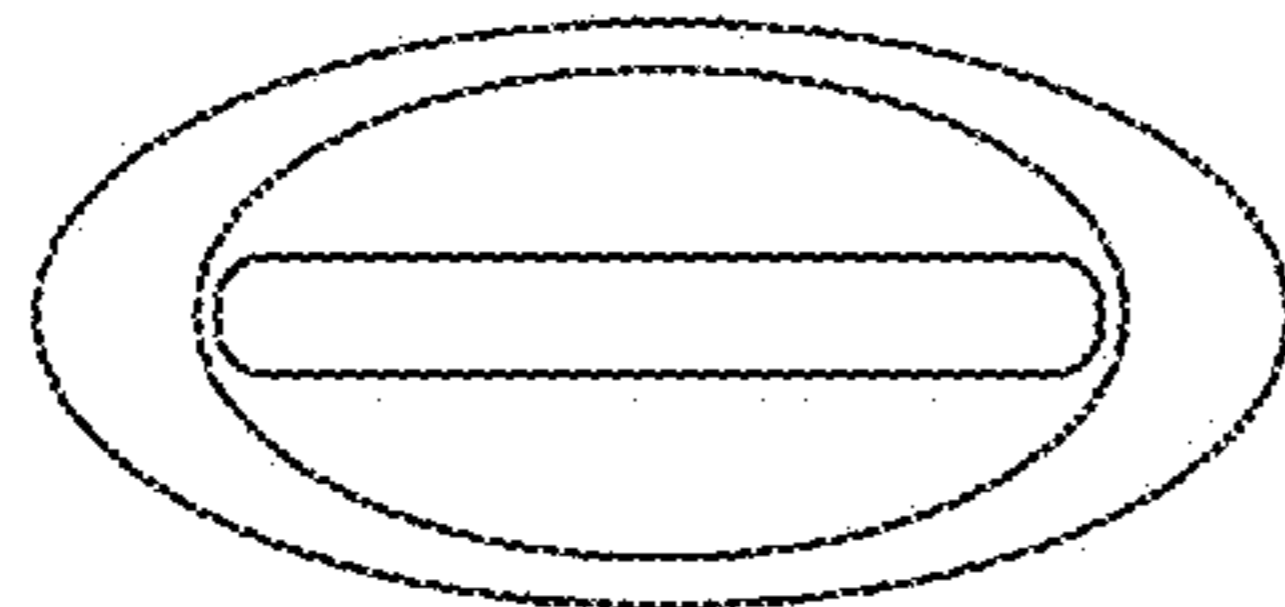


Fig. 4



Fig. 5



Fig. 6



Fig. 7