

US00D690211S

(12) **United States Design Patent**
Sugiura

(10) **Patent No.:** **US D690,211 S**

(45) **Date of Patent:** **** Sep. 24, 2013**

- (54) **WRIST WATCH CASE**
- (71) Applicants: **Citizen Holding Co., Ltd.**, Nishitokyo (JP); **Citizen Watch Co., Ltd.**, Nishitokyo (JP)
- (72) Inventor: **Satoshi Sugiura**, Edgewater, NJ (US)
- (73) Assignees: **Citizen Watch Co., Ltd.** (JP); **Citizen Holdings Co., Ltd.** (JP)
- (**) Term: **14 Years**
- (21) Appl. No.: **29/446,750**
- (22) Filed: **Feb. 27, 2013**
- (51) **LOC (9) Cl.** **10-02**
- (52) **U.S. Cl.**
USPC **D10/38**
- (58) **Field of Classification Search**
USPC D10/30-39; 368/276, 281, 282;
D11/3, 12
See application file for complete search history.

D557,619	S	*	12/2007	Moritz	D10/32
D569,276	S	*	5/2008	Scheufele	D10/39
D574,733	S	*	8/2008	Blair	D10/32
D579,792	S	*	11/2008	Calvani	D10/39
D581,812	S	*	12/2008	Moritz	D10/32
D586,669	S	*	2/2009	Loth	D10/39
D590,274	S	*	4/2009	Monachon	D10/31
D590,727	S	*	4/2009	Wei	D10/38
D592,975	S	*	5/2009	Markl	D10/32
D595,156	S	*	6/2009	Moritz	D10/38
D597,420	S	*	8/2009	Kamata	D10/32
D624,443	S	*	9/2010	Cerrato	D10/38
D632,979	S	*	2/2011	Chastaingt	
D667,316	S	*	9/2012	Tonohori	D10/32
D671,428	S	*	11/2012	Mazzucato	D10/38
D673,866	S	*	1/2013	Duport	D10/32
2011/0182153	A1	*	7/2011	Oostwegel	368/276

* cited by examiner

Primary Examiner — Lucy Lieberman

(74) *Attorney, Agent, or Firm* — Banner & Witcoff, Ltd.

(57) **CLAIM**

The ornamental design for a wrist watch case, as shown and described.

(56) **References Cited**

U.S. PATENT DOCUMENTS

D195,421	S	*	6/1963	Huguenen	D10/39
3,740,944	A	*	6/1973	Chopard	368/281
3,901,023	A	*	8/1975	Uebelhardt	368/281
5,220,541	A	*	6/1993	Vuilleumier	368/88
D457,817	S	*	5/2002	Brandt	D10/39
D465,739	S	*	11/2002	Arabov	D10/39
6,570,823	B1	*	5/2003	Gilomen et al.	368/113
D490,719	S	*	6/2004	Schoepfer	D10/32
D511,108	S	*	11/2005	Plange	D10/39
D536,996	S	*	2/2007	Loth	D10/32
D538,182	S	*	3/2007	Lalo	D10/32
D538,184	S	*	3/2007	Scheufele	D10/39
D549,598	S	*	8/2007	Yoshikawa	D10/32

DESCRIPTION

FIG. 1 is a top, front and right side perspective view of a wrist watch case showing my new design;
 FIG. 2 is a front elevational view thereof,
 FIG. 3 is a rear elevational view thereof,
 FIG. 4 is a top plan view thereof,
 FIG. 5 is a bottom plan view thereof,
 FIG. 6 is a left side elevational view; and,
 FIG. 7 is a right side elevational view thereof.
 The broken line in FIG. 1 is used to show a portion of the wrist watch case that does not form part of the claimed design.

1 Claim, 7 Drawing Sheets

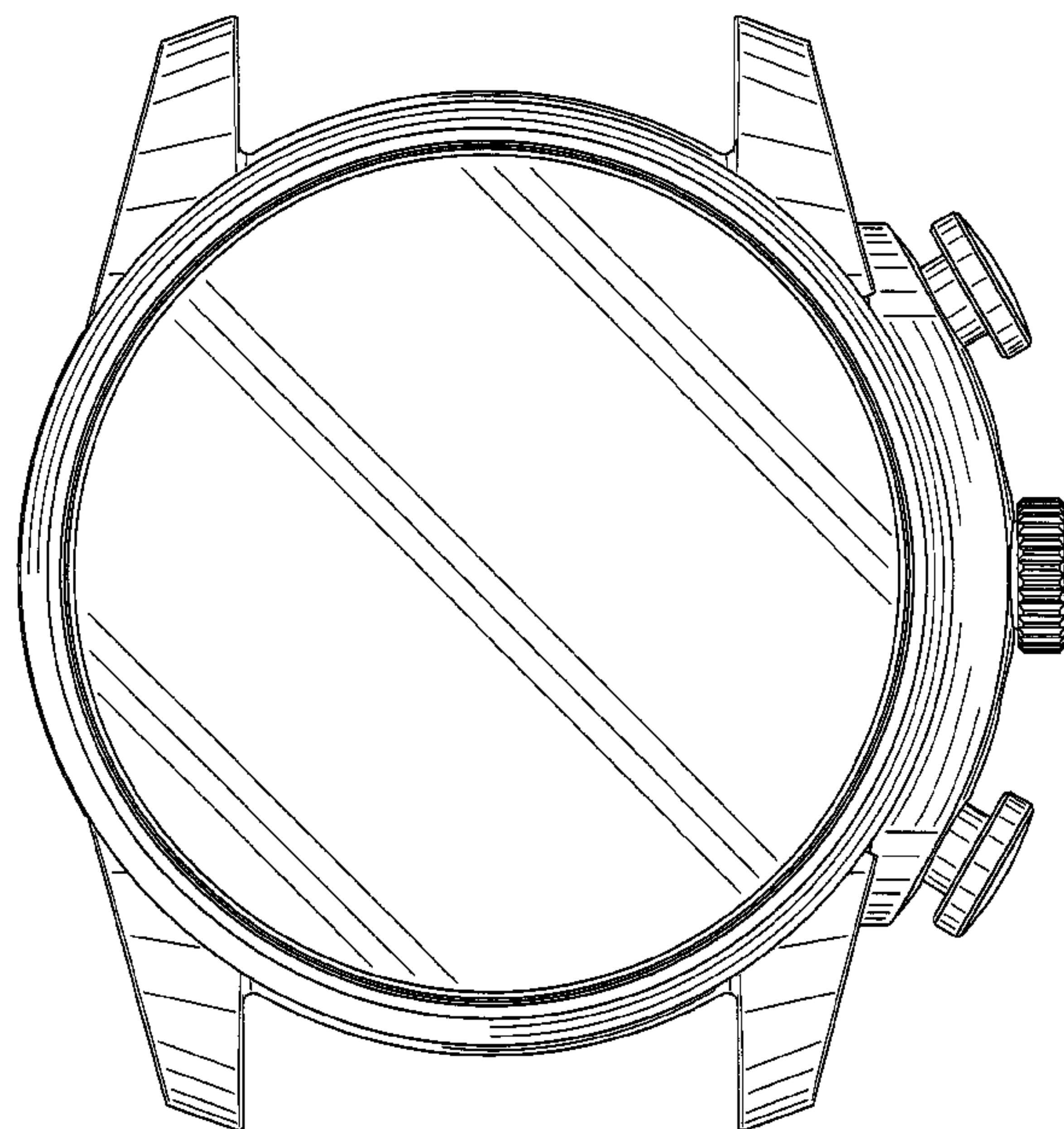


FIG. 1

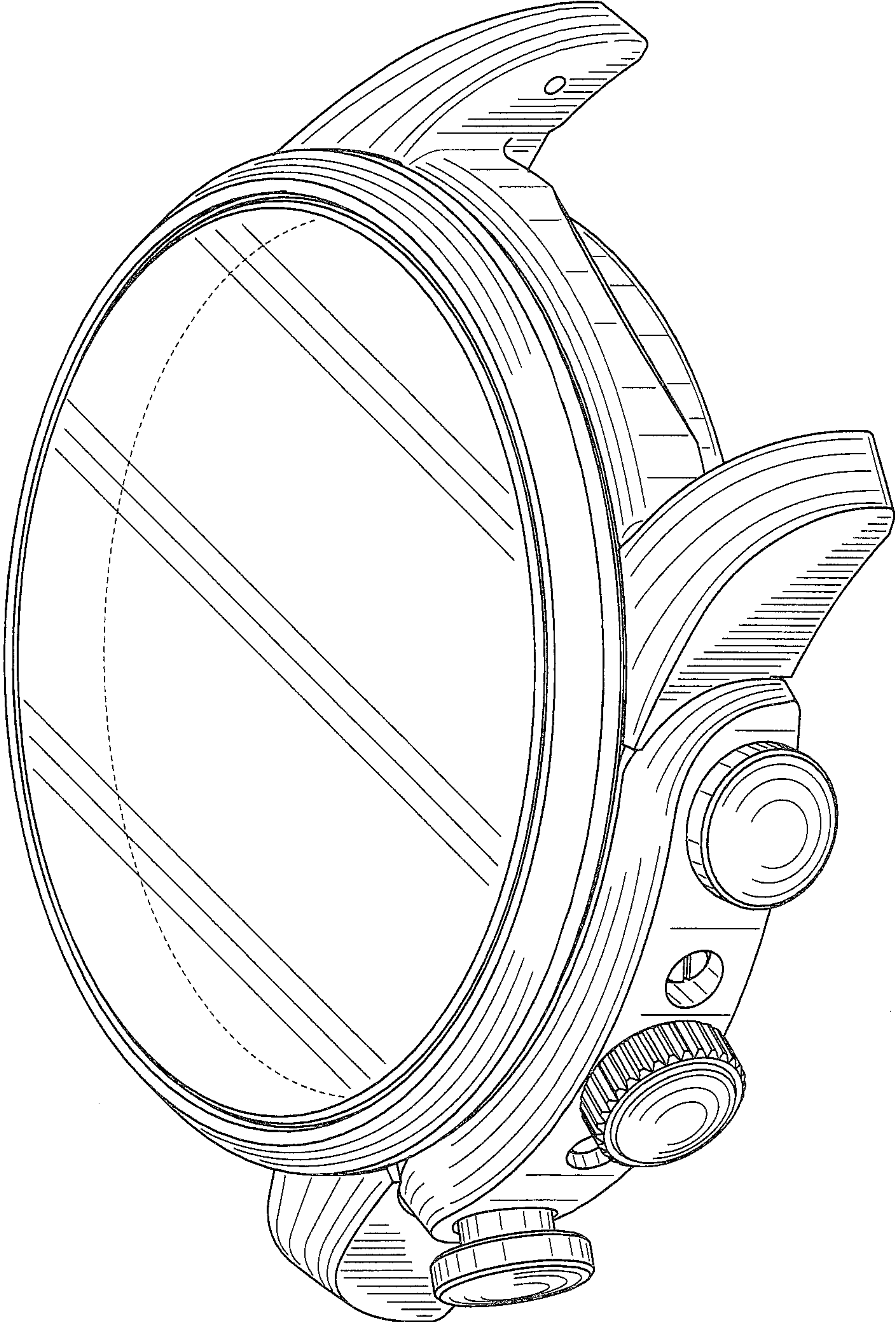


FIG. 2

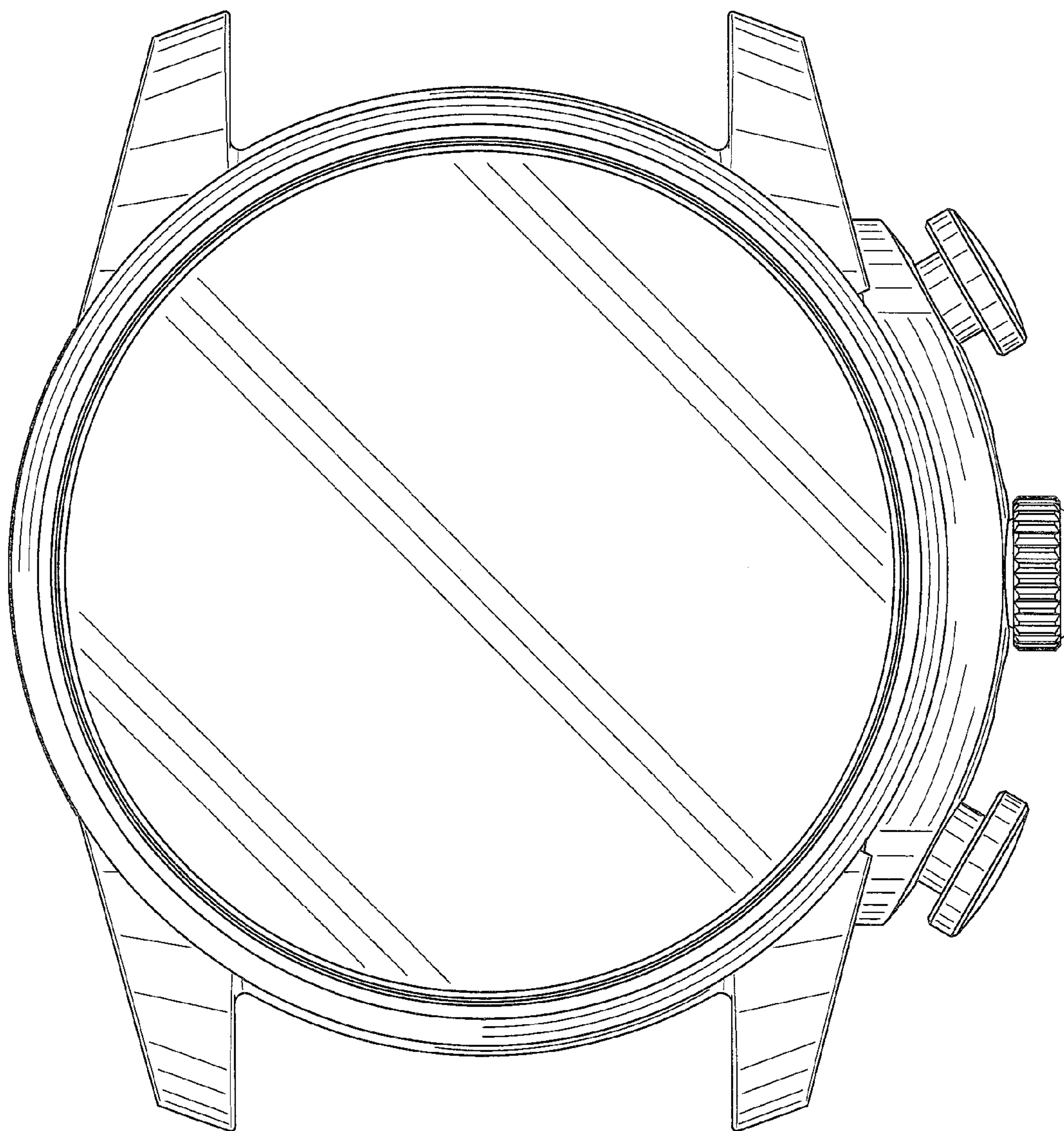


FIG. 3

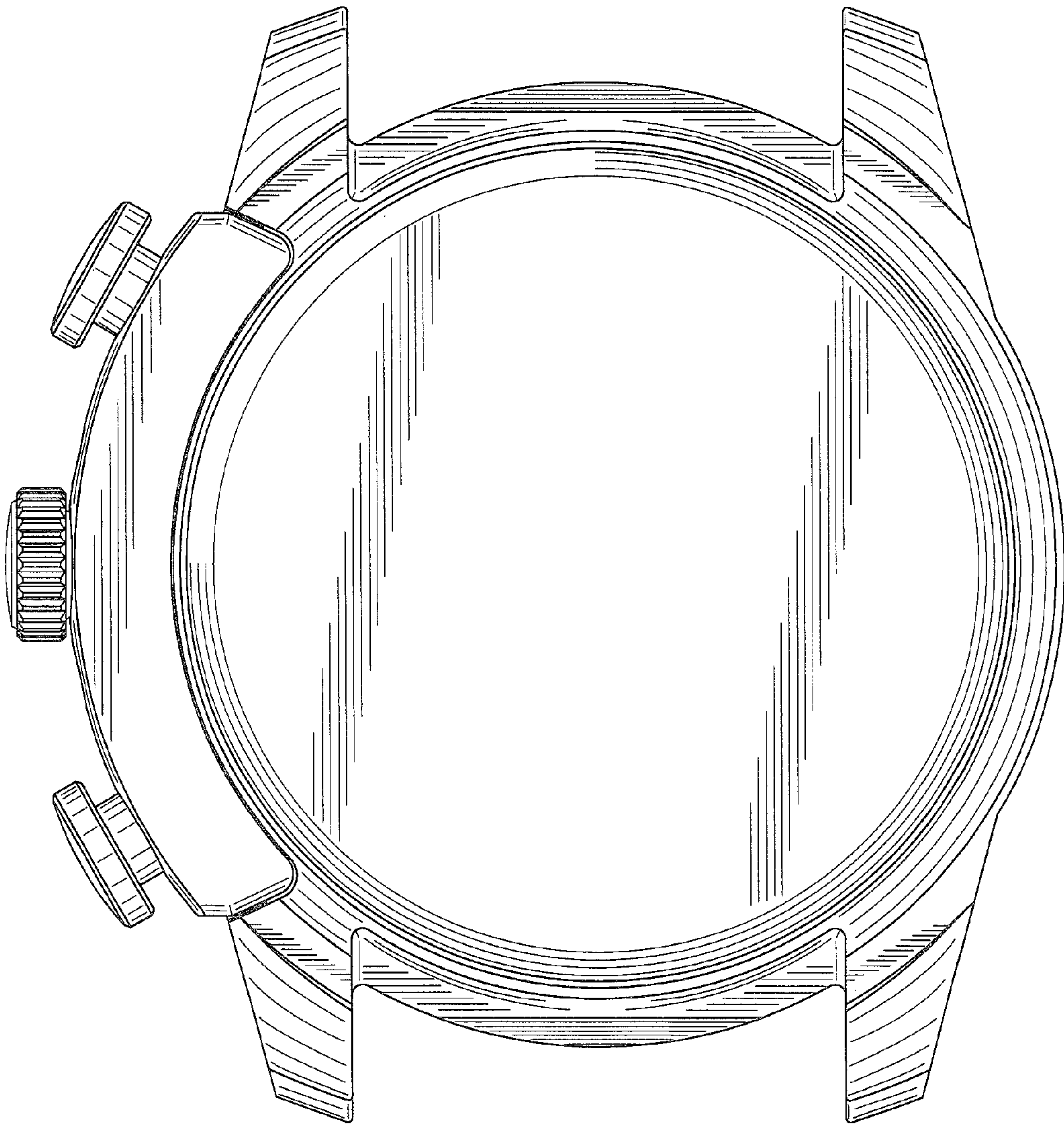


FIG. 4

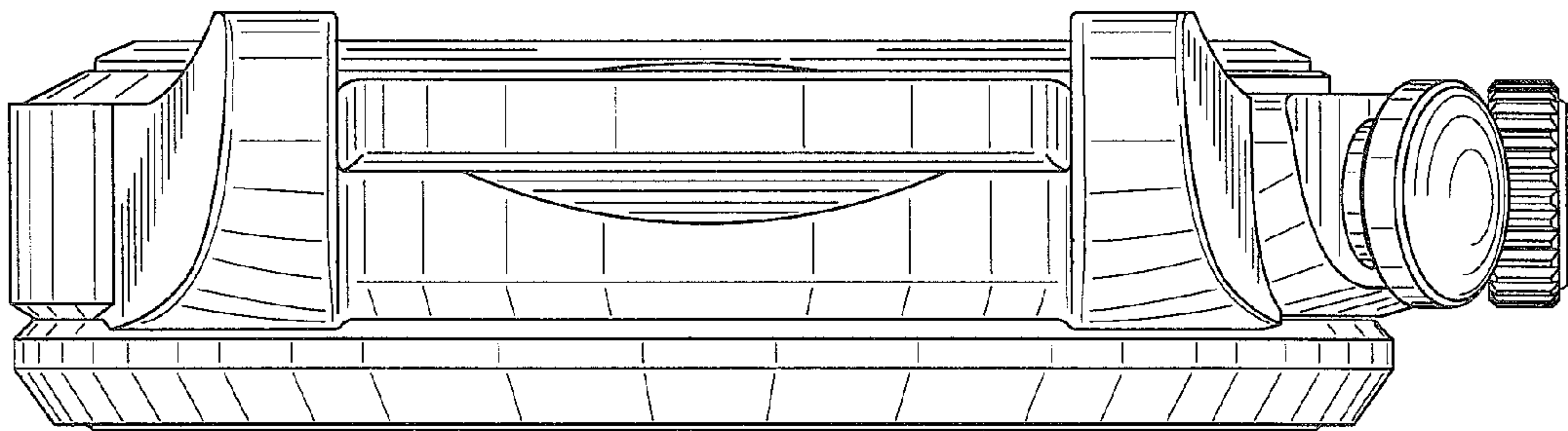


FIG. 5




FIG. 6




FIG. 7

