



US00D690193S

(12) **United States Design Patent**
Davis

(10) **Patent No.:** **US D690,193 S**
(45) **Date of Patent:** **** Sep. 24, 2013**

- (54) **PV NUT**
- (71) Applicant: **Pamela S. Davis**, Akron, OH (US)
- (72) Inventor: **Pamela S. Davis**, Akron, OH (US)
- (73) Assignee: **Fastener Technology, Inc.**, Akron, OH (US)
- (**) Term: **14 Years**
- (21) Appl. No.: **29/432,839**
- (22) Filed: **Sep. 21, 2012**
- (51) **LOC (9) Cl.** **08-08**
- (52) **U.S. Cl.**
USPC **D8/399**
- (58) **Field of Classification Search**
USPC D8/399, 382, 349, 397, 394, 70;
411/429, 432, 918, 179, 180; D23/262;
285/321; 403/114, 115, 145, 146; 81/177.7,
81/177.75, 177.85; 29/525.2, 592
See application file for complete search history.

D311,131	S	*	10/1990	Saito	D8/397
4,962,582	A	*	10/1990	Puls	29/527.4
D413,967	S	*	9/1999	Yuen	D23/262
6,318,763	B1	*	11/2001	Huang	285/256
D482,761	S	*	11/2003	Gotoh et al.	D23/262
D524,149	S	*	7/2006	Kim	D8/397
7,240,927	B2	*	7/2007	Chang	285/321
D588,893	S	*	3/2009	Radich	D8/70
8,176,817	B2	*	5/2012	Liu	81/177.75
D679,988	S	*	4/2013	Yamazaki	D8/397
2007/0151355	A1	*	7/2007	Marczynski et al.	73/761

* cited by examiner

Primary Examiner — Cynthia Underwood
(74) *Attorney, Agent, or Firm* — Buckingham, Doolittle & Burroughs, LLP

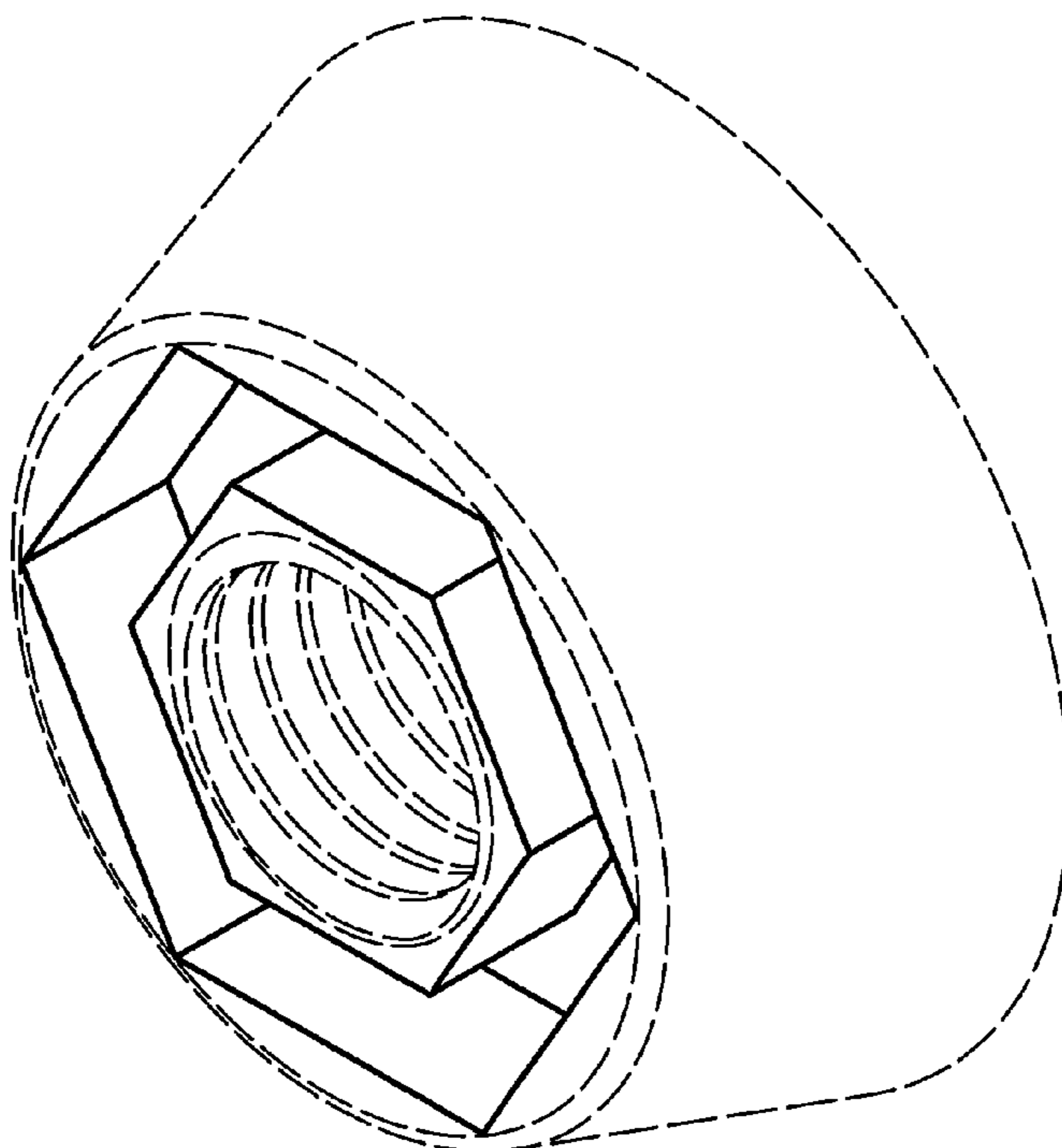
(57) **CLAIM**
I claim the ornamental design for a PV nut, as shown and described.

DESCRIPTION

FIG. 1 is a perspective view of the PV nut;
FIG. 2 is a top view thereof;
FIG. 3 is a bottom view thereof;
FIG. 4 is a side elevation view thereof;
FIG. 5 is a side elevation view thereof; and,
FIG. 6 is a cross sectional view thereof, taken along line 6-6 in FIG. 2.
The broken lines are included for illustrative purposes only and form no part of the claim.

1 Claim, 6 Drawing Sheets

- (56) **References Cited**
U.S. PATENT DOCUMENTS
D76,255 S * 9/1928 Nelson D8/397
2,370,352 A * 2/1945 Hosking 411/282
3,425,314 A * 2/1969 Ohlson 411/7
4,687,392 A * 8/1987 Bidwell 411/6
4,850,620 A * 7/1989 Puls 285/148.13



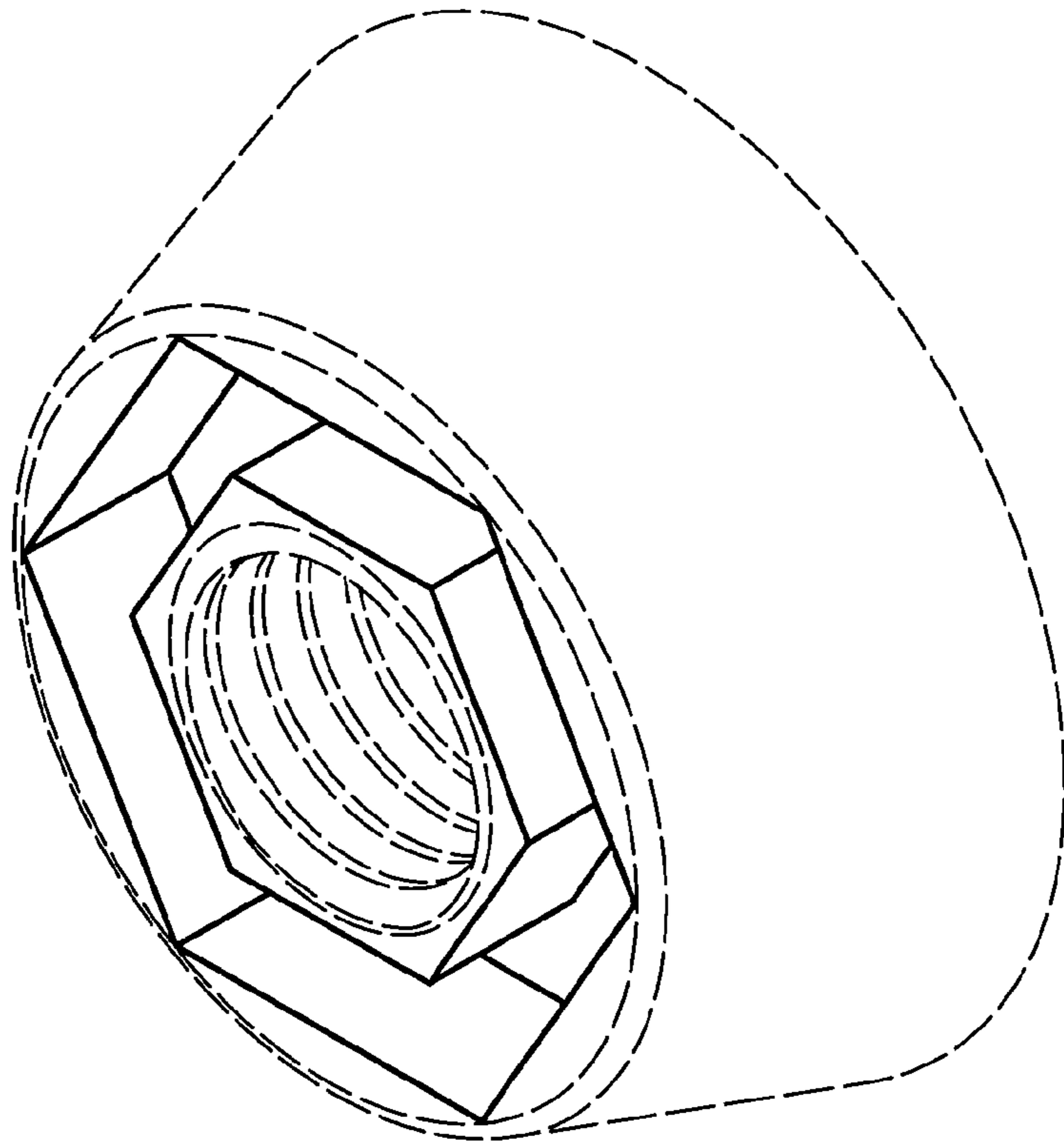


FIG. 1

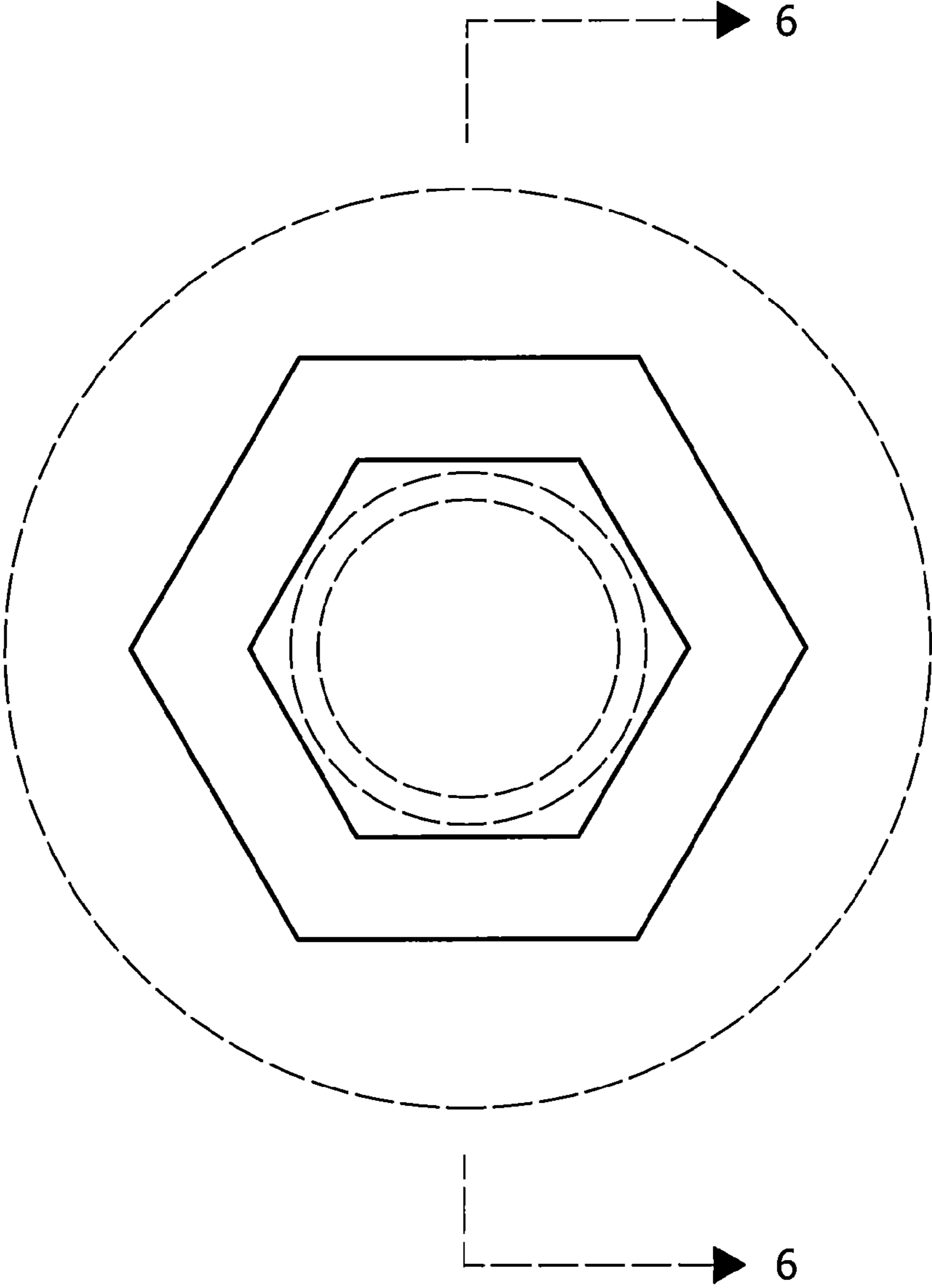


FIG. 2

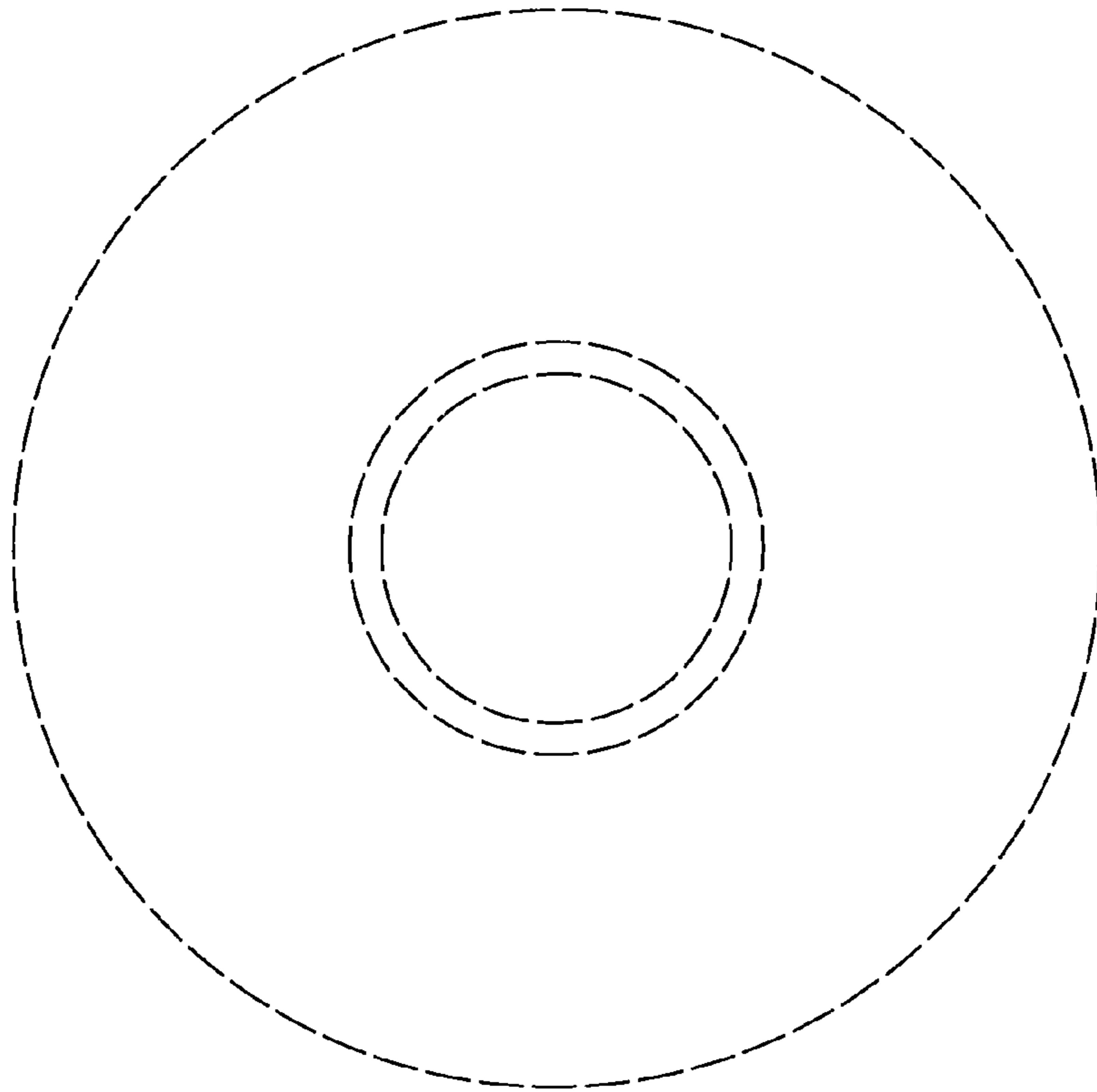


FIG. 3




FIG. 4




FIG. 5

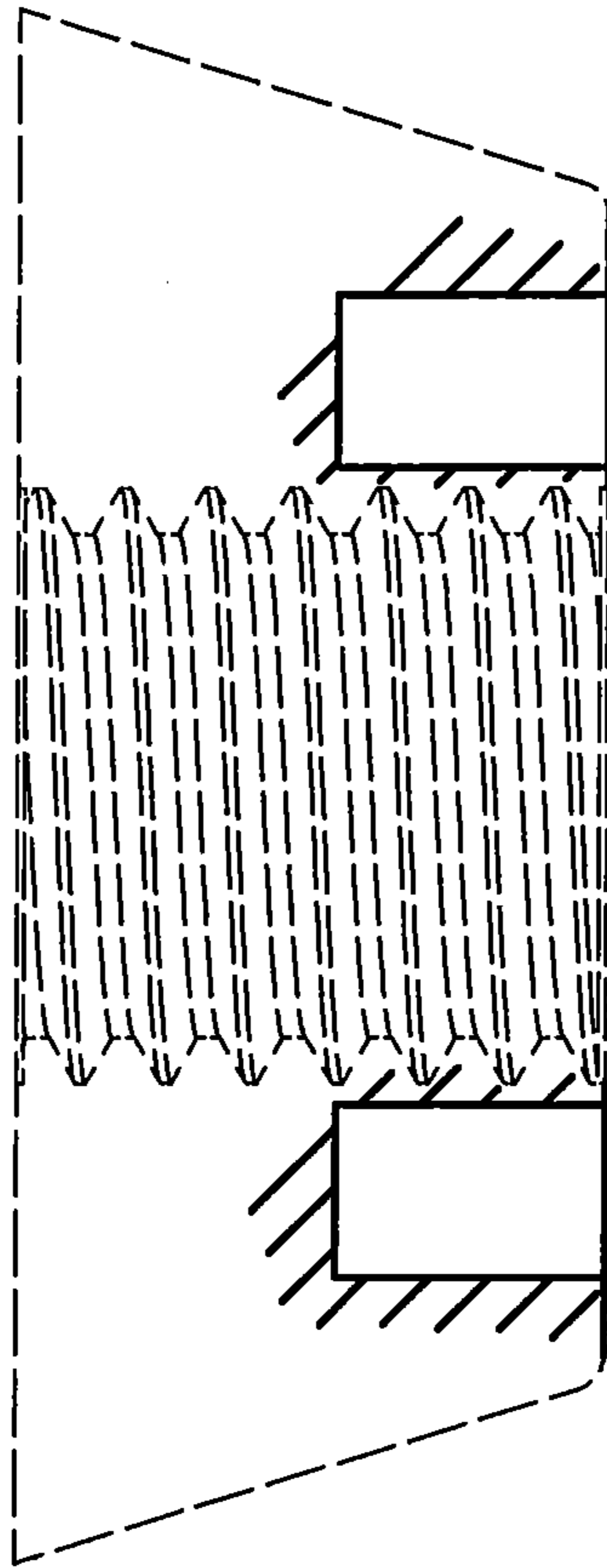


FIG. 6