



US00D690151S

(12) **United States Design Patent**
Sadtler

(10) **Patent No.:** **US D690,151 S**

(45) **Date of Patent:** **** Sep. 24, 2013**

(54) **INDUCTION COOKTOP WITH CONTROL PANEL**

(75) Inventor: **Graham Sadtler**, Huntington Beach, CA (US)

(73) Assignee: **BSH Home Appliances Corporation**, Irvine, CA (US)

(**) Term: **14 Years**

(21) Appl. No.: **29/408,450**

(22) Filed: **Dec. 13, 2011**

(51) **LOC (9) Cl.** **07-02**

(52) **U.S. Cl.**
USPC **D7/346**

(58) **Field of Classification Search**
USPC D7/323, 336, 337, 339, 340, 346, D7/347, 348, 402-409, 387; 126/39 A, 39 B, 126/211, 214 A, 214 C, 217, 218, 215, 216, 126/152 R; 219/460.1-464.1, 506, 621, 219/622, 624, 627, 480, 483
See application file for complete search history.

(56) **References Cited**

U.S. PATENT DOCUMENTS

4,308,443	A *	12/1981	Tucker et al.	219/627
5,369,249	A *	11/1994	Kwon	219/624
5,717,189	A *	2/1998	Goetz et al.	219/483
6,288,374	B1 *	9/2001	Eskildsen et al.	219/621
D469,304	S *	1/2003	Becker et al.	D7/407
D557,549	S *	12/2007	Grey et al.	D7/346
D563,715	S *	3/2008	Grey et al.	D7/346
D568,672	S *	5/2008	Craig et al.	D7/346

D568,673	S *	5/2008	Tanaka	D7/346
D568,674	S *	5/2008	Tanaka	D7/346
7,554,060	B2 *	6/2009	England et al.	219/480
D606,358	S	12/2009	Busalt et al.		
2010/0237064	A1 *	9/2010	Liu et al.	219/622

* cited by examiner

Primary Examiner — Caron D Veynar

Assistant Examiner — Martie K Holtje

(74) *Attorney, Agent, or Firm* — James E. Howard; Andre Pallapies

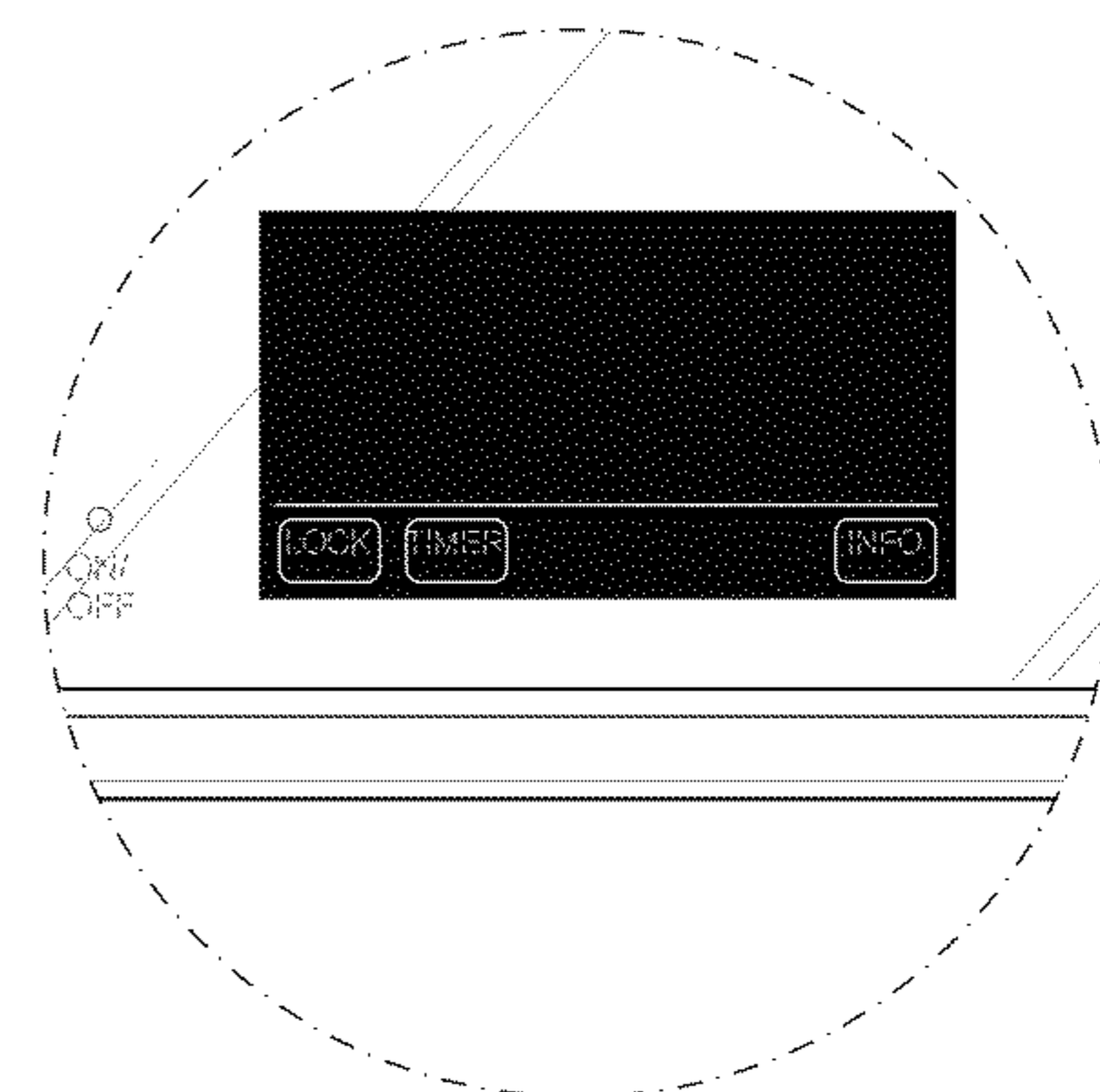
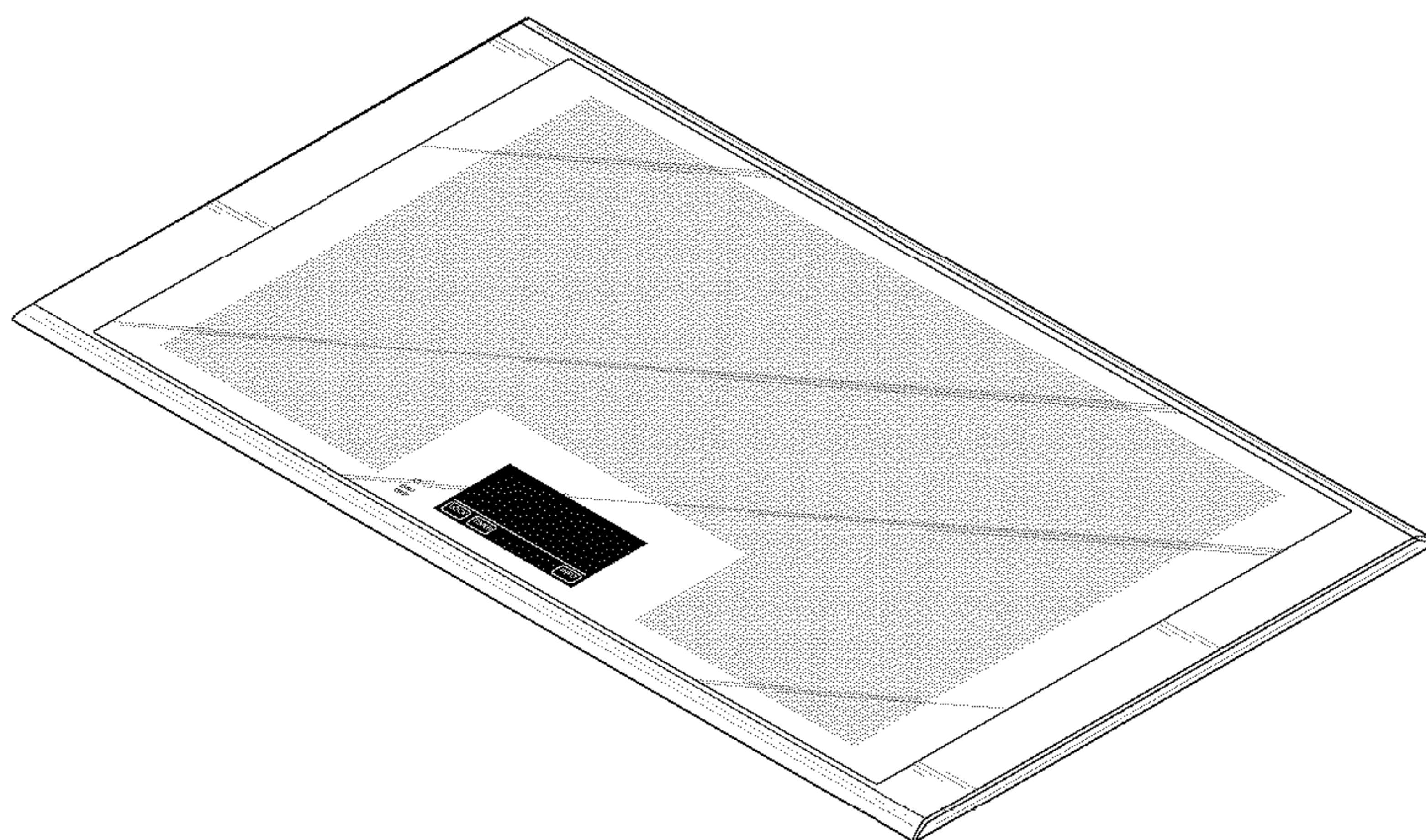
(57) **CLAIM**

The ornamental design for an induction cooktop with control panel, as shown and described.

DESCRIPTION

FIG. 1 is a front perspective view of an induction cooktop with control panel according to my new ornamental design; FIG. 2 is a front view thereof; FIG. 3 is a top view thereof; FIG. 4 is a bottom view thereof; FIG. 5 is a right side view thereof; FIG. 6 is a left side view thereof; FIG. 7 is an environmental front view showing the cooktop as shown in FIG. 2 with variously shaped and/or randomly positioned sample(s) of cookware that are mapped on the display of the cooktop; and, FIG. 8 is an enlarged view of the detail shown in FIG. 2. The broken lines of the cooktop show surrounding structure or environment and do not form part of the claimed design. The rear of the cooktop is not shown and its appearance is not claimed.

1 Claim, 4 Drawing Sheets



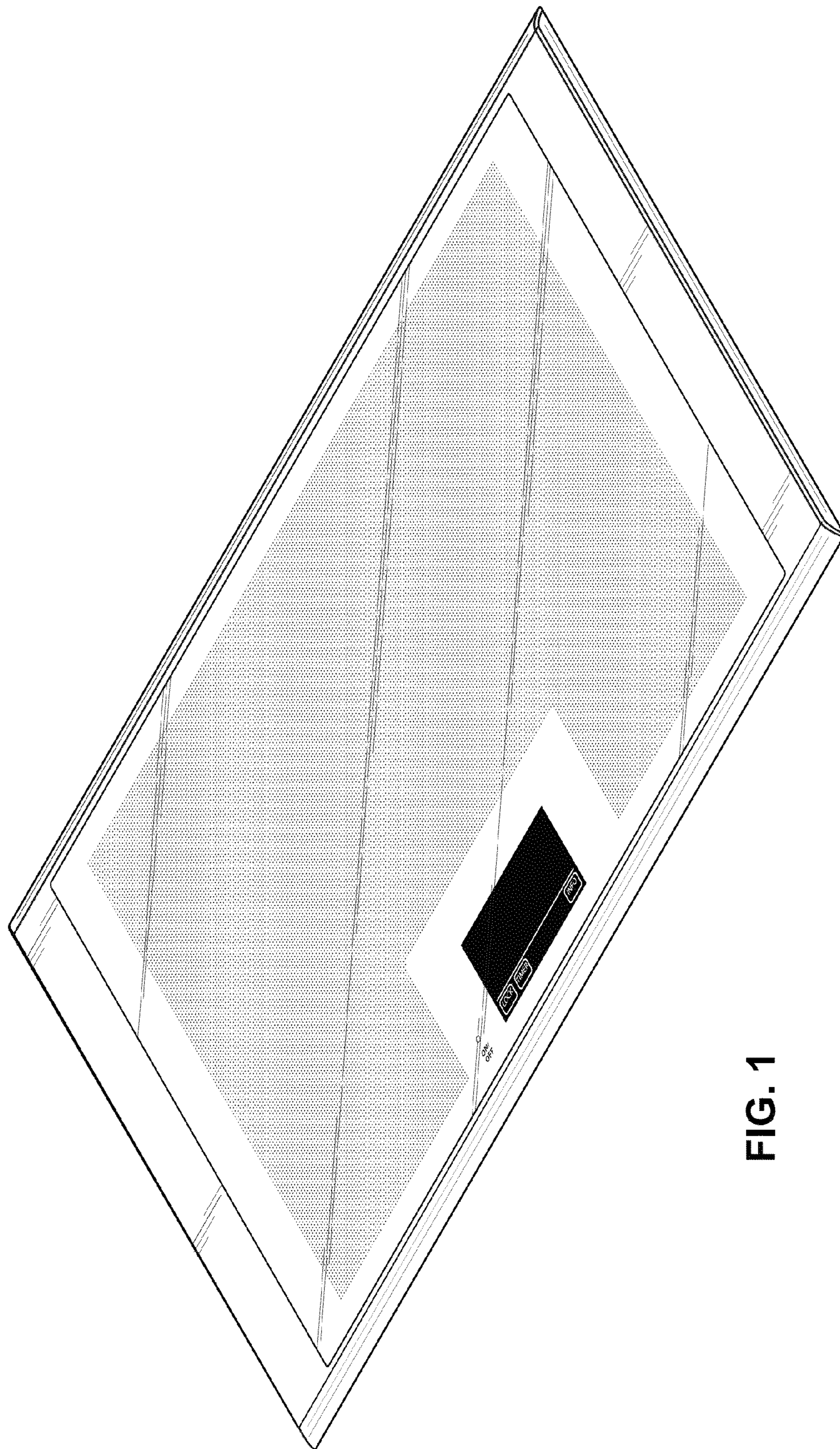


FIG. 1

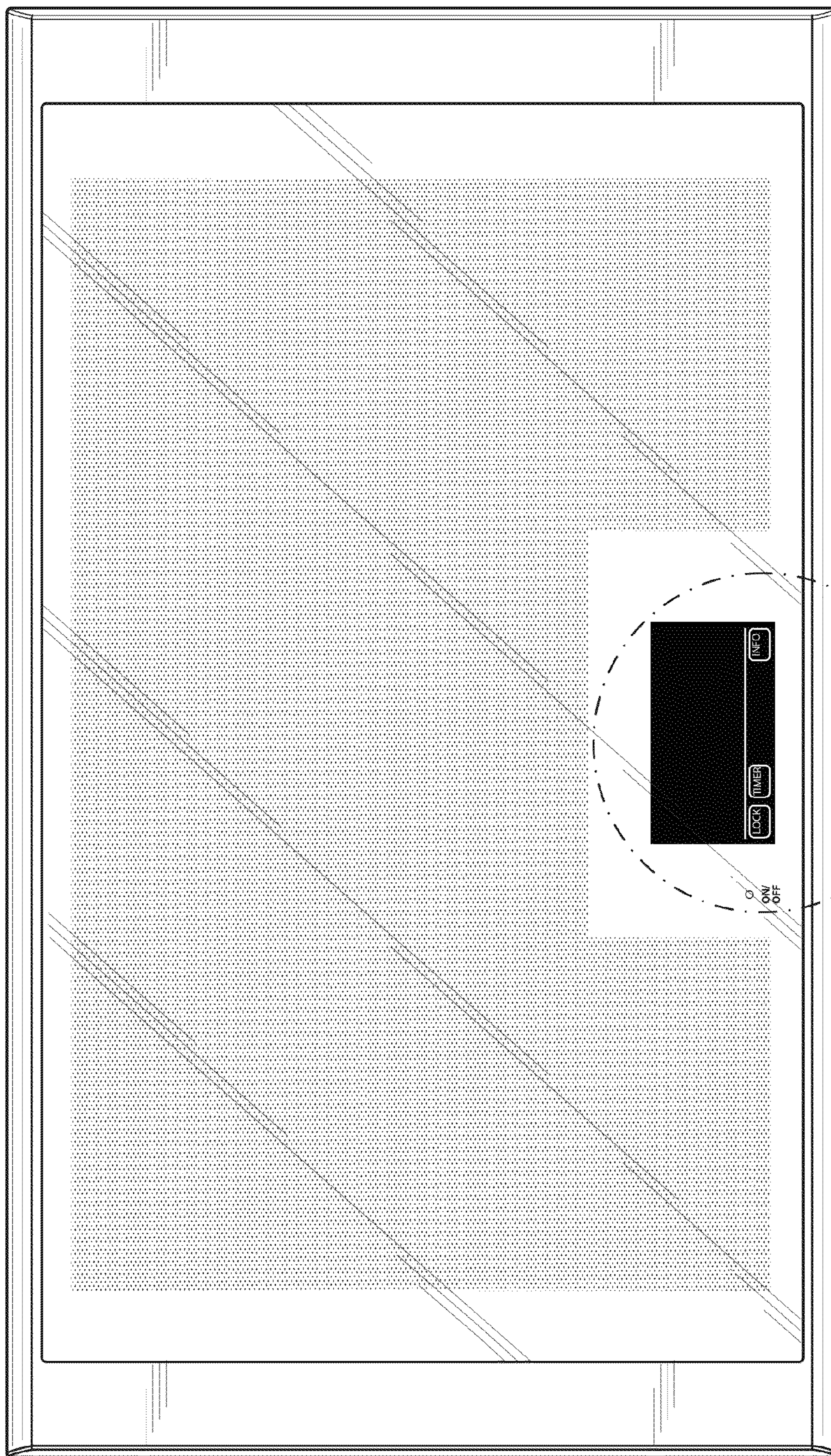


FIG. 8

FIG. 2



FIG. 6




FIG. 5

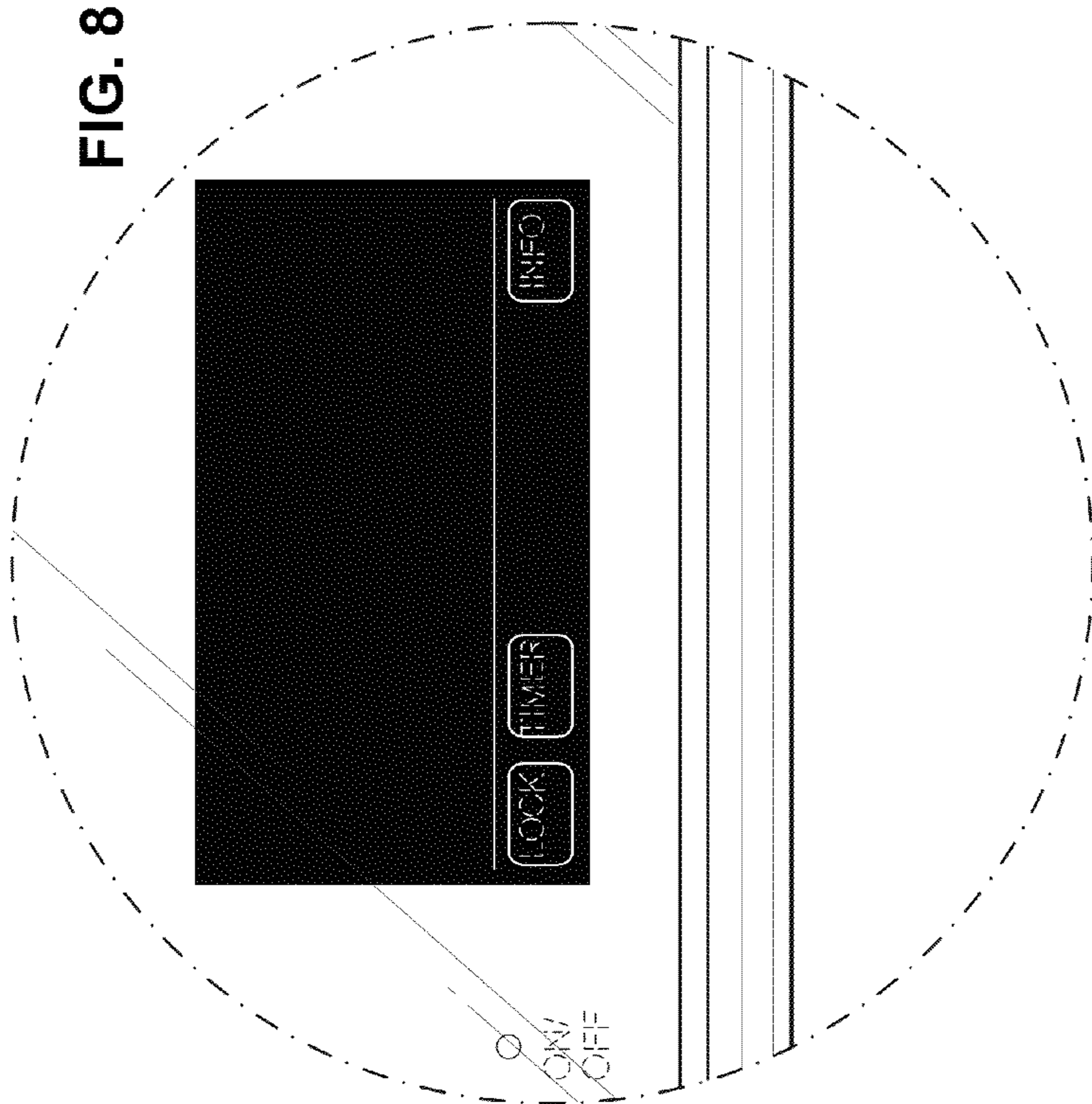


FIG. 3



FIG. 4

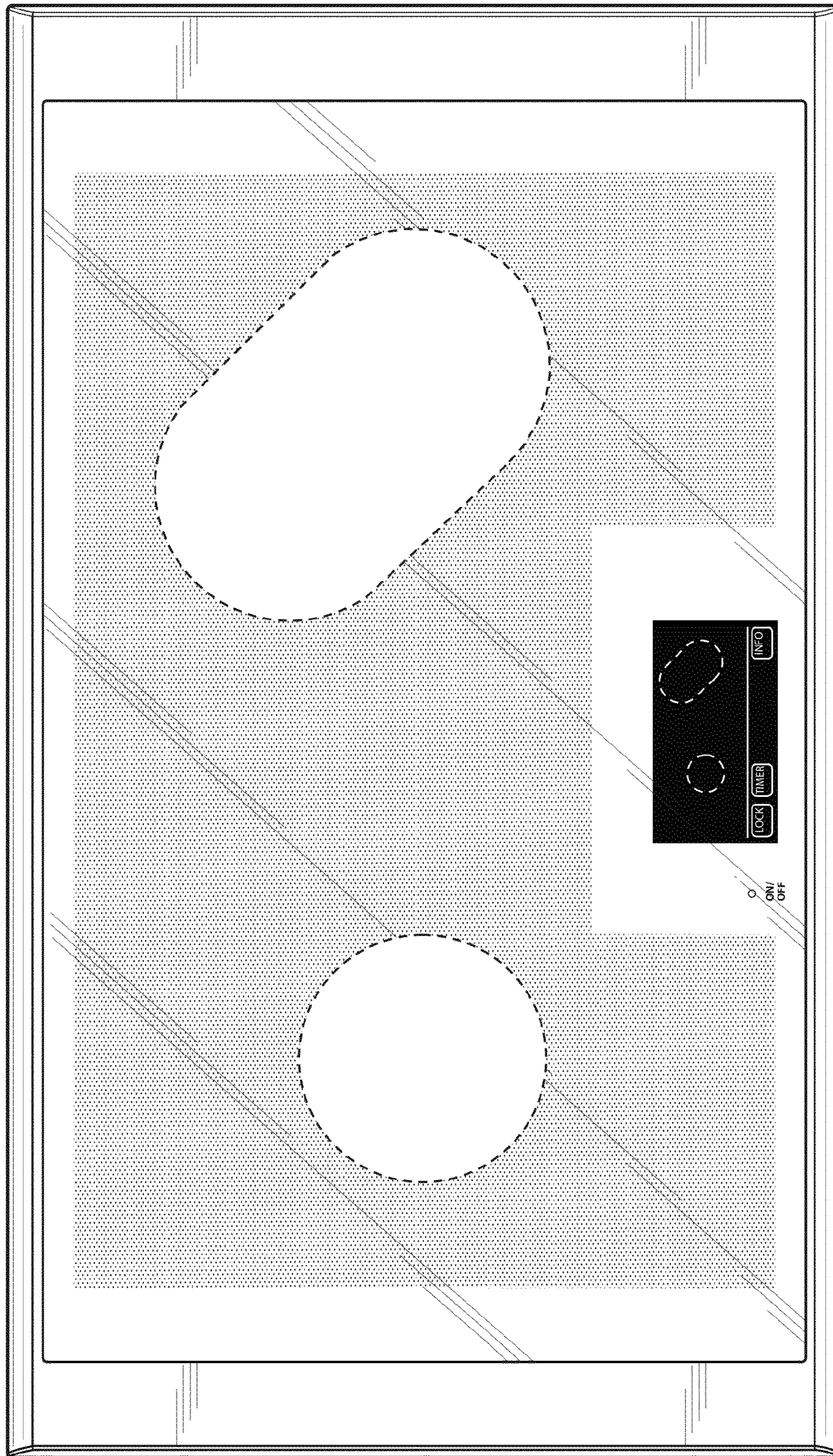


FIG. 7