

US00D690149S

(12) **United States Design Patent**  
**Rupp**

(10) **Patent No.:** **US D690,149 S**

(45) **Date of Patent:** **\*\* Sep. 24, 2013**

(54) **FLAVOR STATION WITH LEMON DISPENSER**  
(75) Inventor: **Carl A. Rupp**, Salt Lake City, UT (US)  
(73) Assignee: **Snowie LLC**, Salt Lake City, UT (US)  
(\*\*) Term: **14 Years**

D372,625 S \* 8/1996 Forsen ..... D7/308  
D476,855 S \* 7/2003 Green ..... D7/589  
D505,823 S \* 6/2005 Turner ..... D7/307  
D569,163 S \* 5/2008 Gu et al. .... D7/307  
D581,218 S \* 11/2008 Green et al. .... D7/589  
D587,030 S \* 2/2009 Scoley et al. .... D6/397  
D616,707 S \* 6/2010 Gold et al. .... D7/589  
D667,675 S \* 9/2012 Bouwknecht et al. .... D7/307

\* cited by examiner

(21) Appl. No.: **29/417,231**  
(22) Filed: **Mar. 30, 2012**  
(51) **LOC (9) Cl.** ..... **07-01**  
(52) **U.S. Cl.**  
USPC ..... **D7/308; D7/307**  
(58) **Field of Classification Search**  
USPC ..... D7/309-311, 306-308, 300, 589,  
D7/301; 141/9; 222/135, 146.6, 144.5, 108;  
D6/699  
See application file for complete search history.

*Primary Examiner* — Marianne Pandozzi  
(74) *Attorney, Agent, or Firm* — Terrence J. Edwards;  
TechLaw Ventures, PLLC

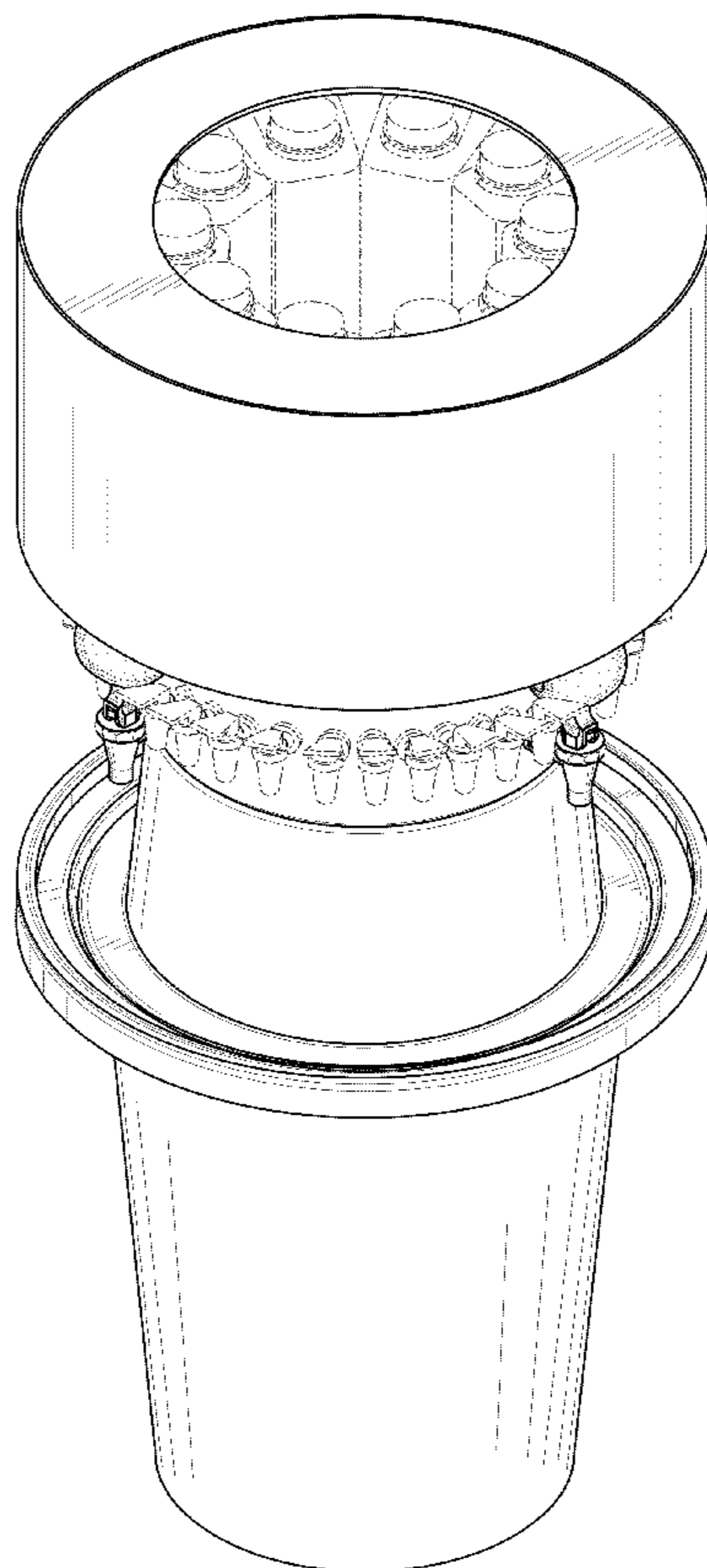
(57) **CLAIM**  
I claim the ornamental design for a flavor station with lemon dispenser, as shown and described.

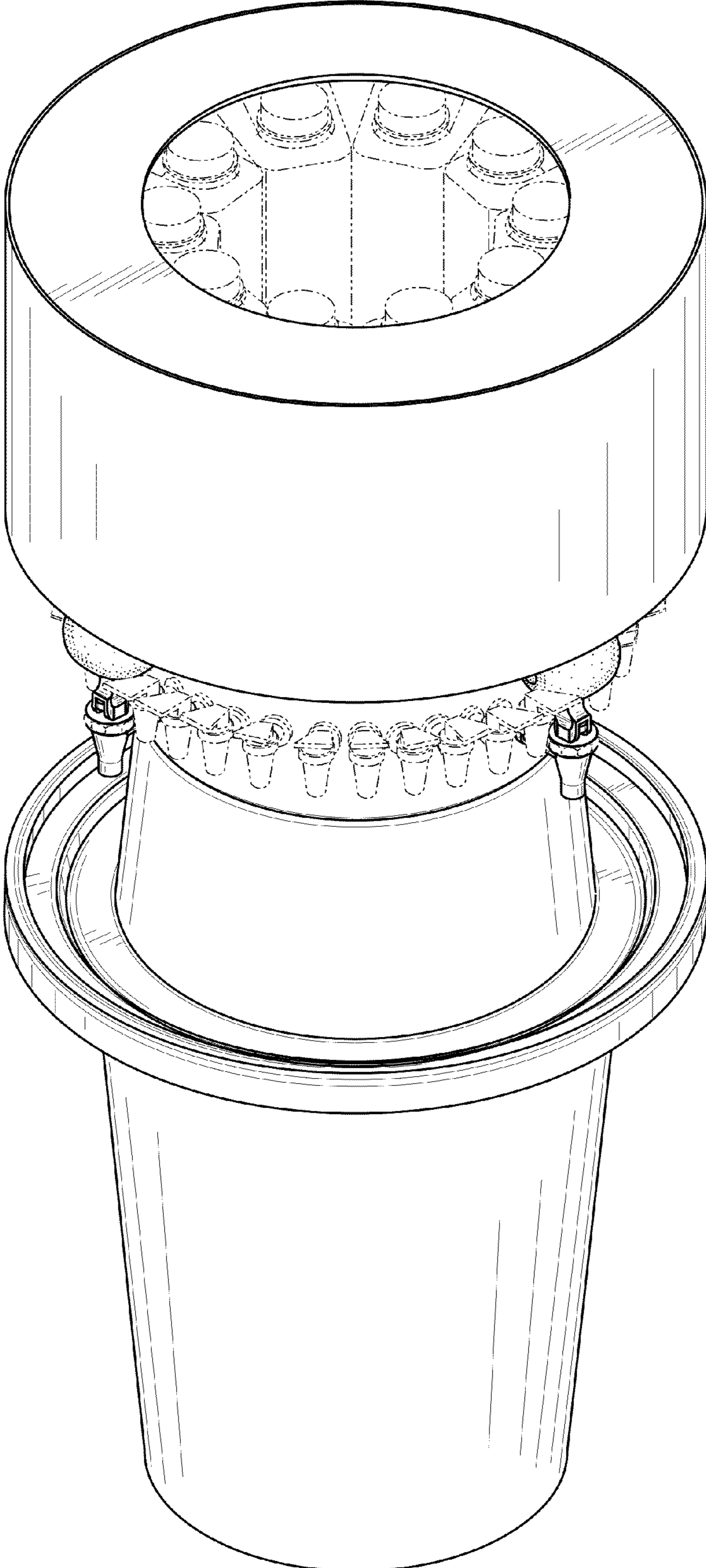
**DESCRIPTION**

FIG. 1 is a perspective view thereof;  
FIG. 2 is a front view thereof;  
FIG. 3 is a rear view thereof;  
FIG. 4 is a side view thereof;  
FIG. 5 is a side view thereof;  
FIG. 6 is a top view thereof; and,  
FIG. 7 is a bottom view thereof.  
The broken lines in the drawings are included for the purpose of illustration and form no part of the claimed design.

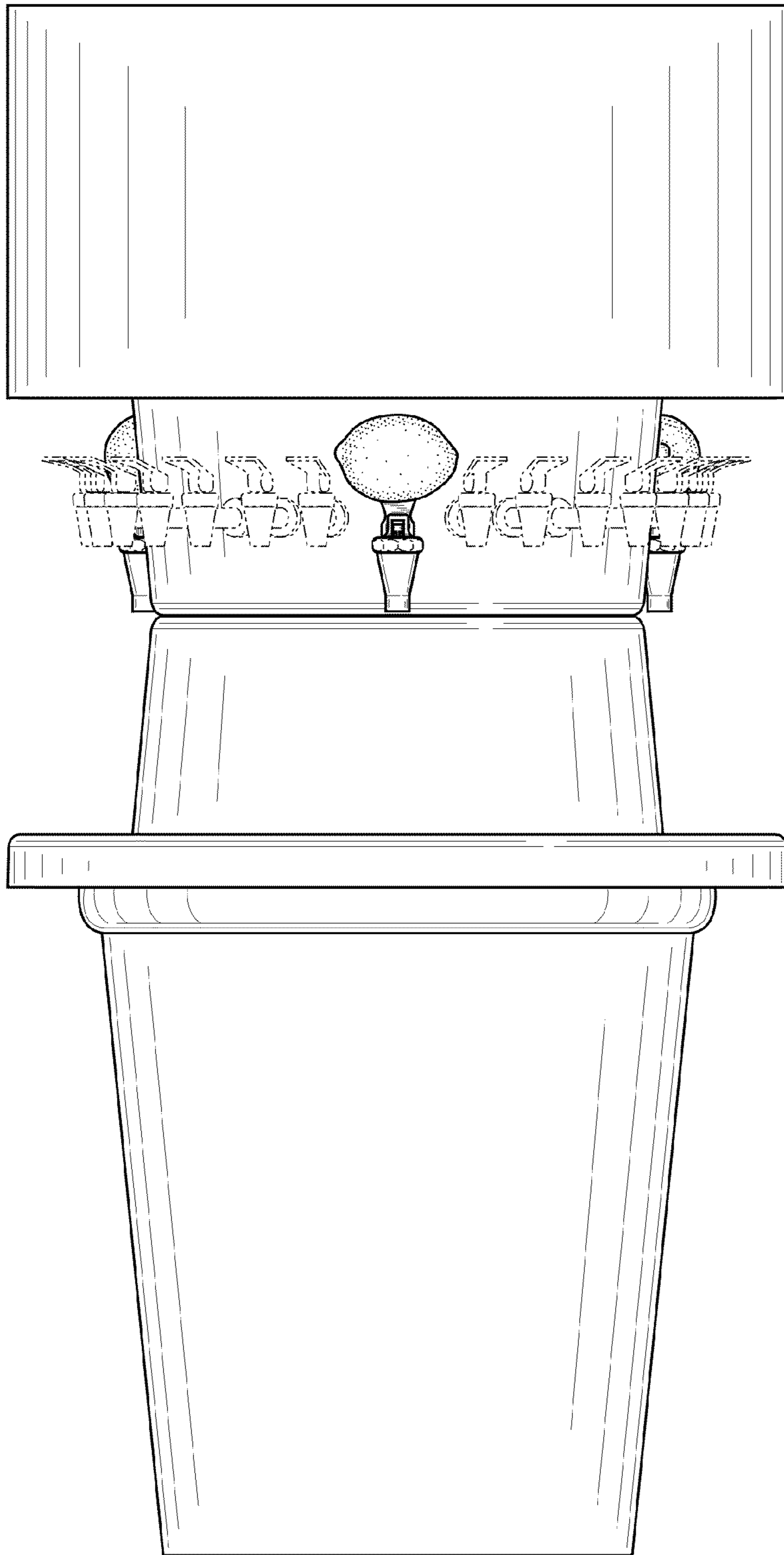
(56) **References Cited**  
**U.S. PATENT DOCUMENTS**  
D86,718 S \* 4/1932 Higginbotham ..... D8/39  
D154,291 S \* 6/1949 Levin ..... D7/307  
3,718,234 A \* 2/1973 Bagguley ..... 222/135  
D287,688 S \* 1/1987 Mortimer ..... D7/307  
D288,516 S \* 3/1987 Mortimer ..... D7/307  
D292,467 S \* 10/1987 Runyon ..... D7/306

**1 Claim, 6 Drawing Sheets**

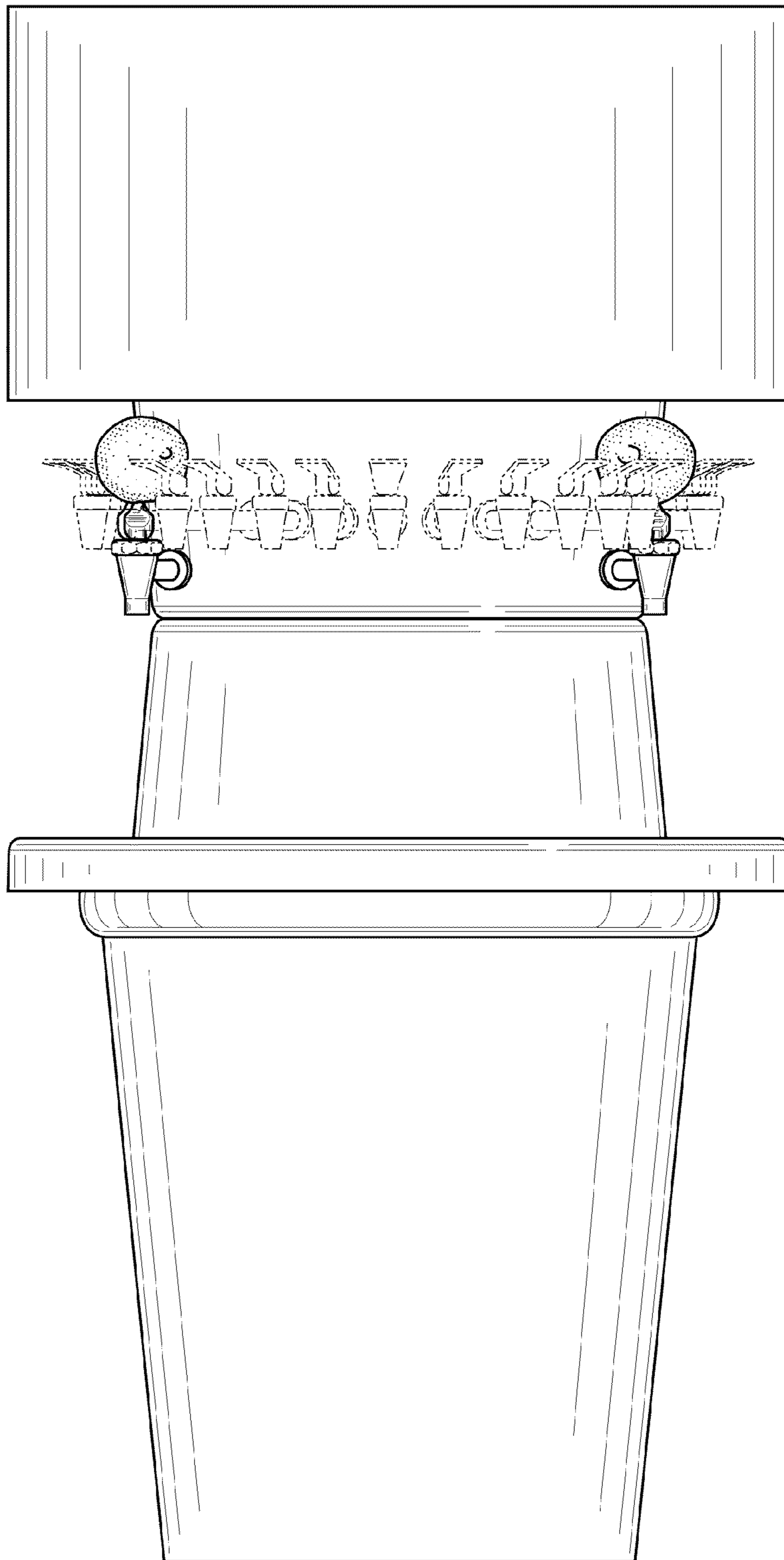





**FIG. 1**



**FIG. 2**



**FIG. 3**



**FIG. 4**




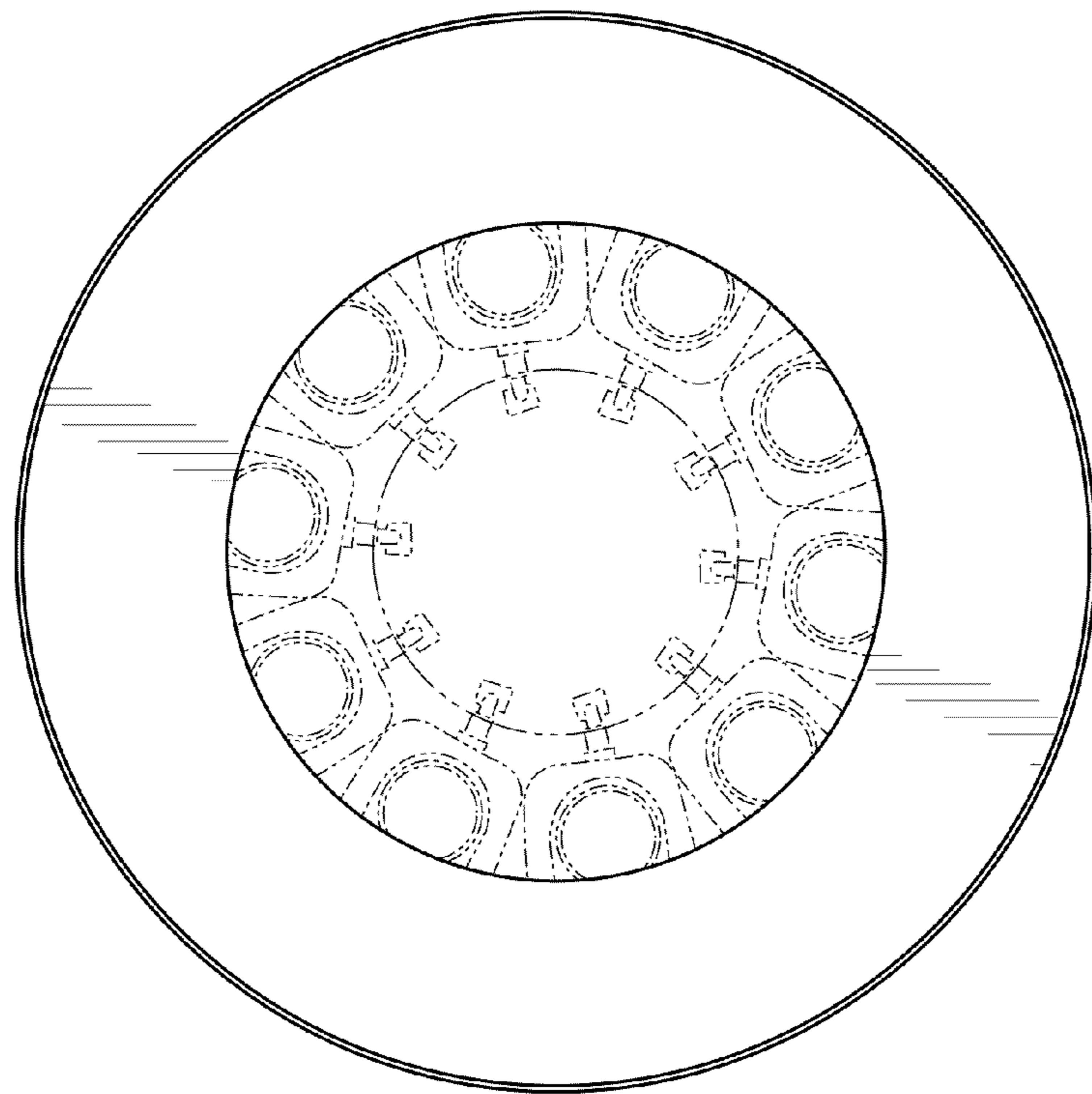
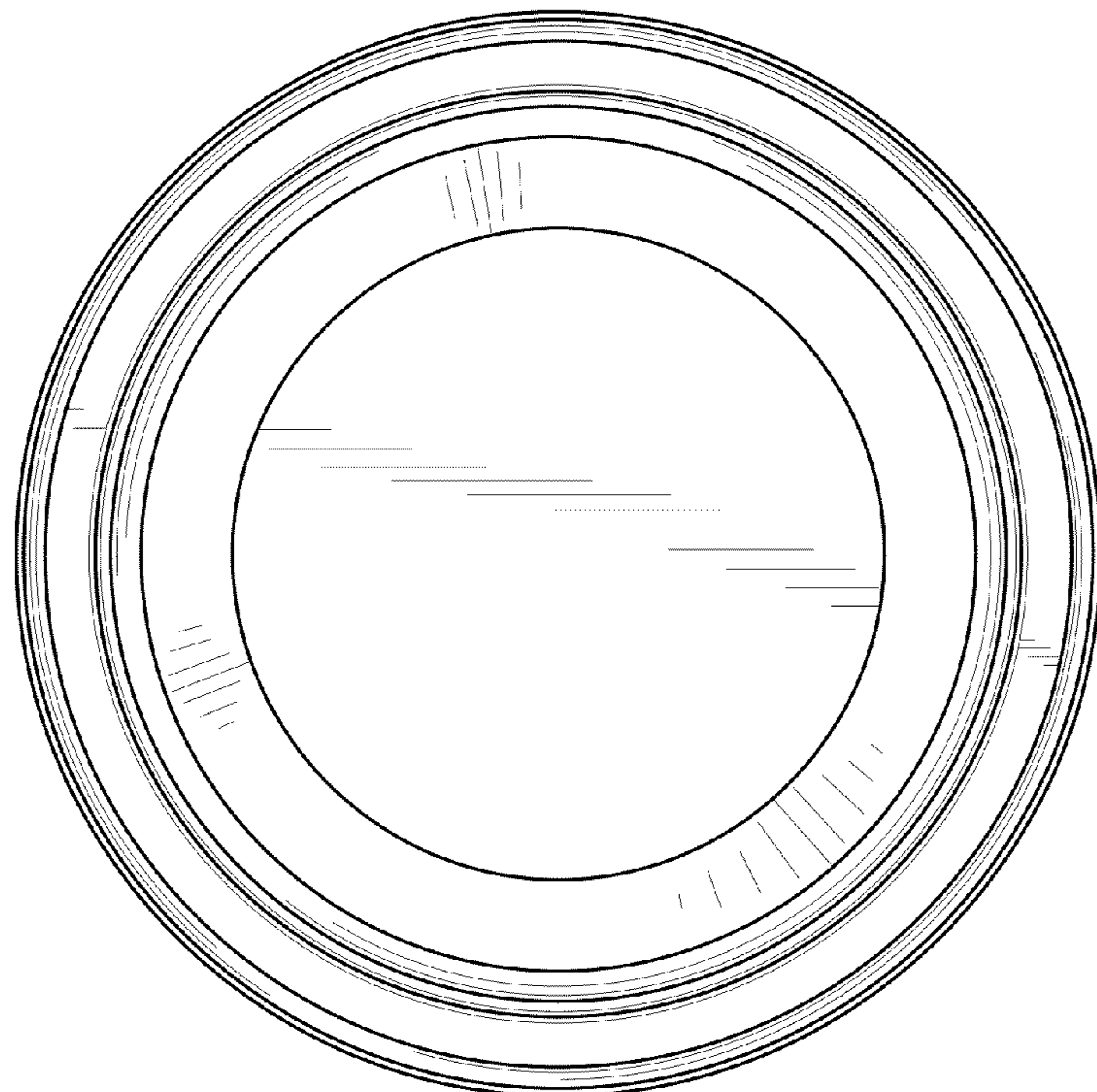


FIG. 5



**FIG. 6**



**FIG. 7**