



US00D690147S

(12) **United States Design Patent**  
**Meyer**

(10) **Patent No.:** **US D690,147 S**

(45) **Date of Patent:** **\*\* Sep. 24, 2013**

(54) **SEAT SHELL**

(71) Applicant: **Indecom N.V.**, Rhenen (NL)

(72) Inventor: **Just Meyer**, Rhenen (NL)

(73) Assignee: **Indecom N.V.**, Rhenen (NL)

(\*\*) Term: **14 Years**

(21) Appl. No.: **29/446,087**

(22) Filed: **Feb. 20, 2013**

(51) **LOC (9) Cl.** ..... **06-01**

(52) **U.S. Cl.**  
USPC ..... **D6/716; D6/375**

(58) **Field of Classification Search**  
USPC ..... D6/334-336, 341, 371-373, 374,  
D6/375, 376, 379, 380, 716, 716.1, 716.2,  
D6/716.3, 716.4; 297/239, 445.1, 446.1,  
297/452.2, 452.12, 452.19, 452.21, 452.29  
See application file for complete search history.

(56) **References Cited**

**U.S. PATENT DOCUMENTS**

D142,800 S \* 11/1945 Eames ..... D6/375  
D178,880 S \* 10/1956 Hauser ..... D6/375

D181,270 S \* 10/1957 Barecki et al. .... D6/375  
2,812,800 A \* 11/1957 Eames ..... 297/239  
D181,601 S \* 12/1957 Pike ..... D6/375  
D181,702 S \* 12/1957 Bargaen ..... D6/375  
2,893,469 A \* 7/1959 Eames et al. .... 297/239  
D192,029 S \* 1/1962 Avedon et al. .... D6/375  
D200,638 S \* 3/1965 Midyette, Jr. .... D6/375  
D214,622 S \* 7/1969 Schier et al. .... D6/375  
D230,669 S \* 3/1974 Hendrickson ..... D6/341  
D549,018 S \* 8/2007 Glass et al. .... D6/716

\* cited by examiner

*Primary Examiner* — Mimosa De

(74) *Attorney, Agent, or Firm* — Laurence A. Greenberg;  
Werner H. Stemer; Ralph E. Locher

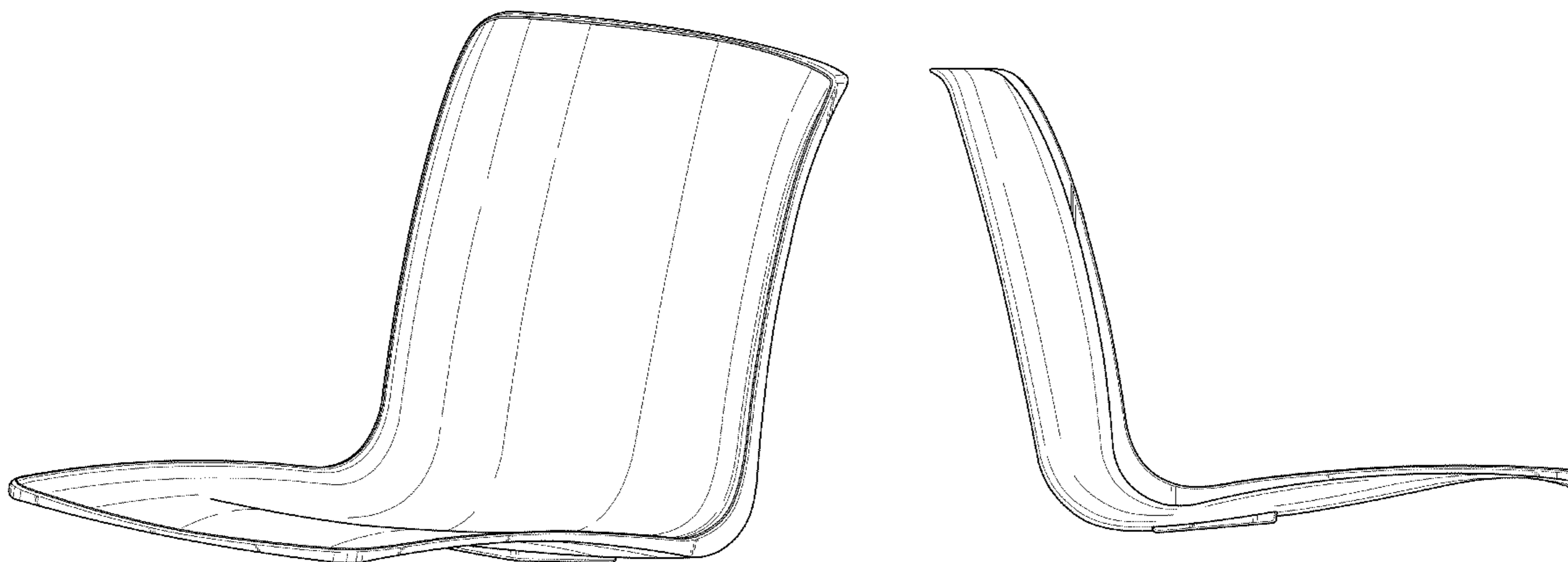
(57) **CLAIM**

The ornamental design for a seat shell, as shown and described.

**DESCRIPTION**

FIG. 1 is a front perspective view of the seat shell, showing my new design;  
FIG. 2 is a front elevation view thereof;  
FIG. 3 is a rear elevation view thereof;  
FIG. 4 is a side elevation view thereof;  
FIG. 5 is a top plan view thereof; and,  
FIG. 6 is a bottom plan view thereof.

**1 Claim, 6 Drawing Sheets**



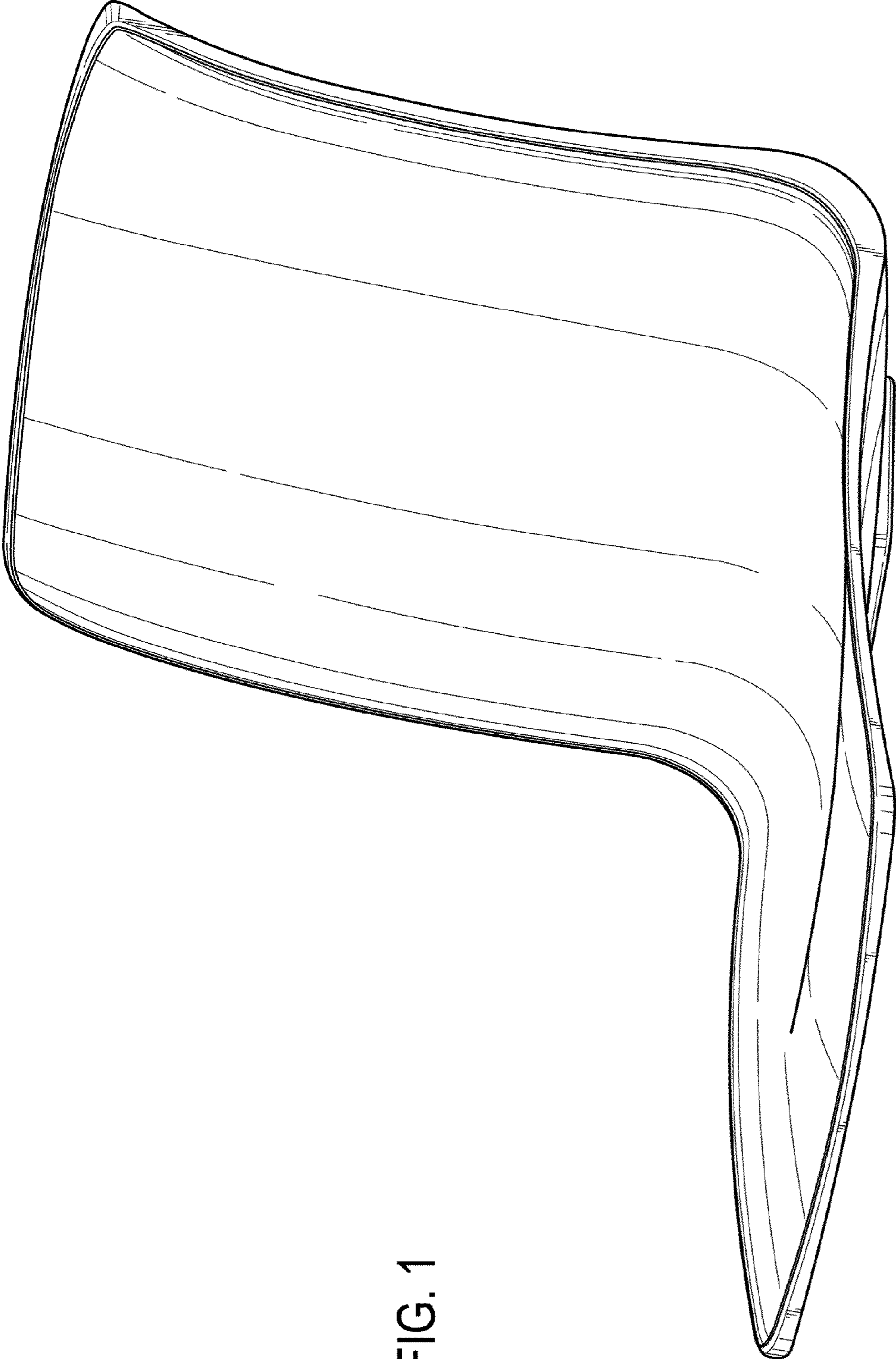


FIG. 1




FIG. 2




FIG. 3



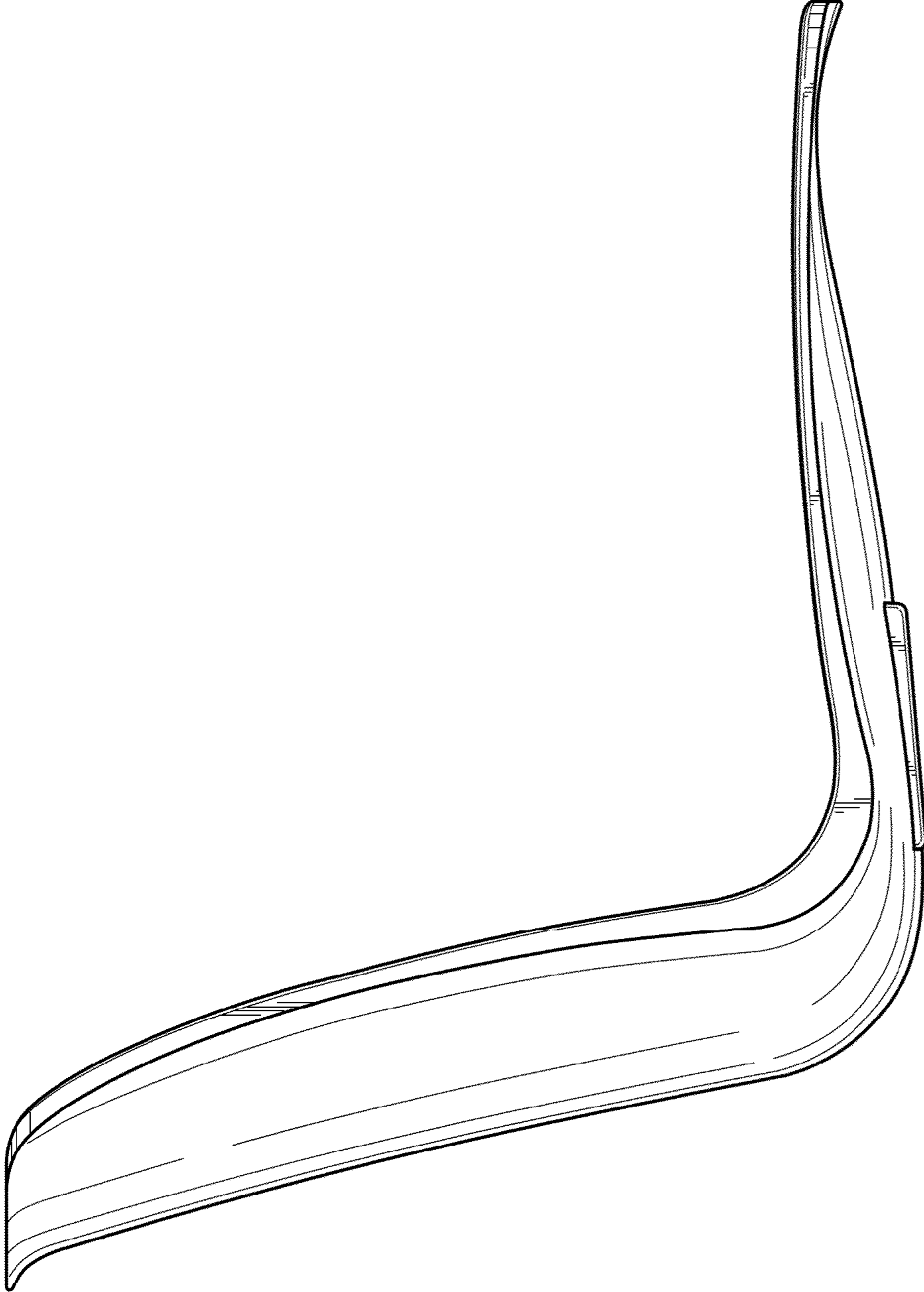


FIG. 4

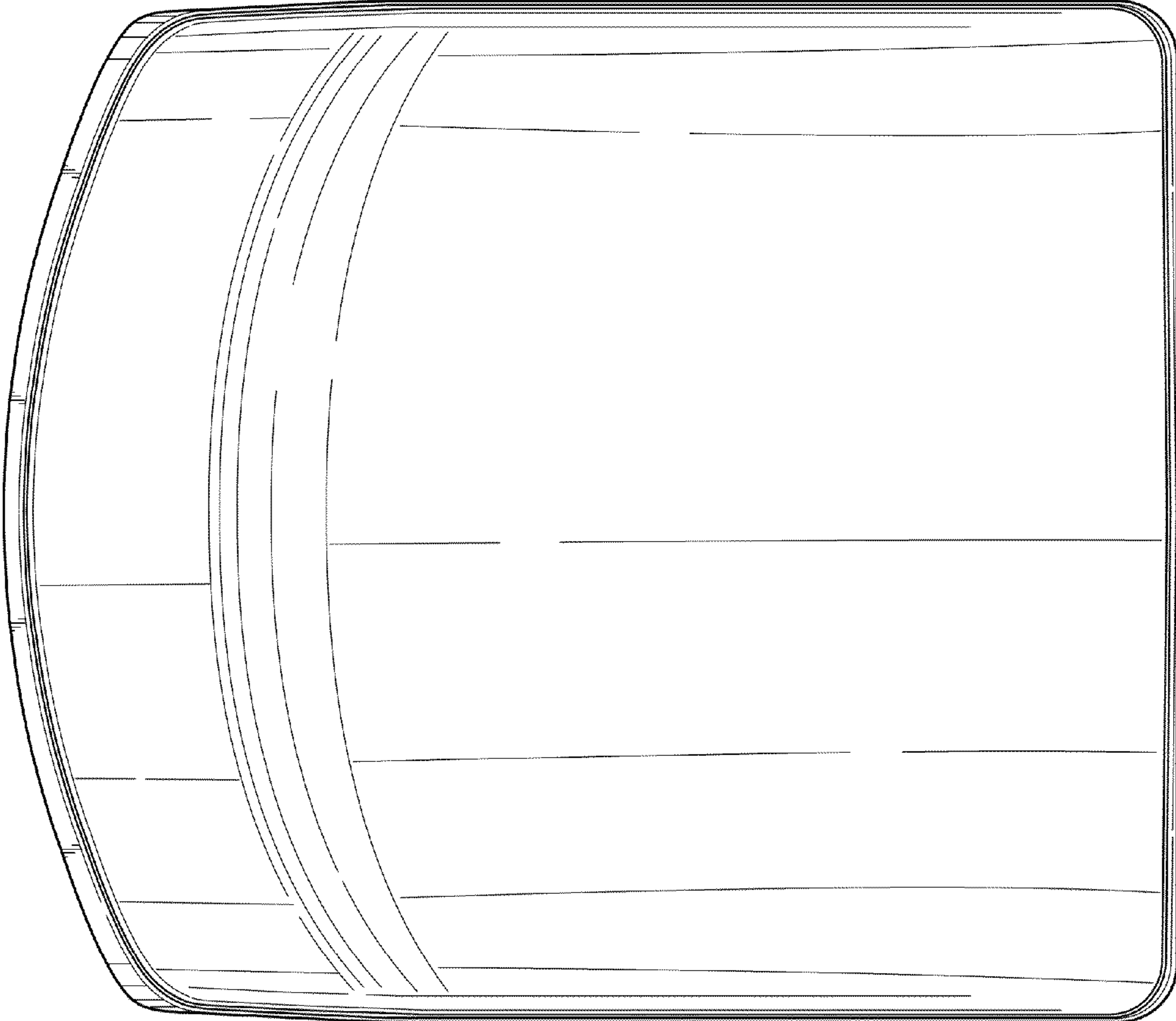


FIG. 5

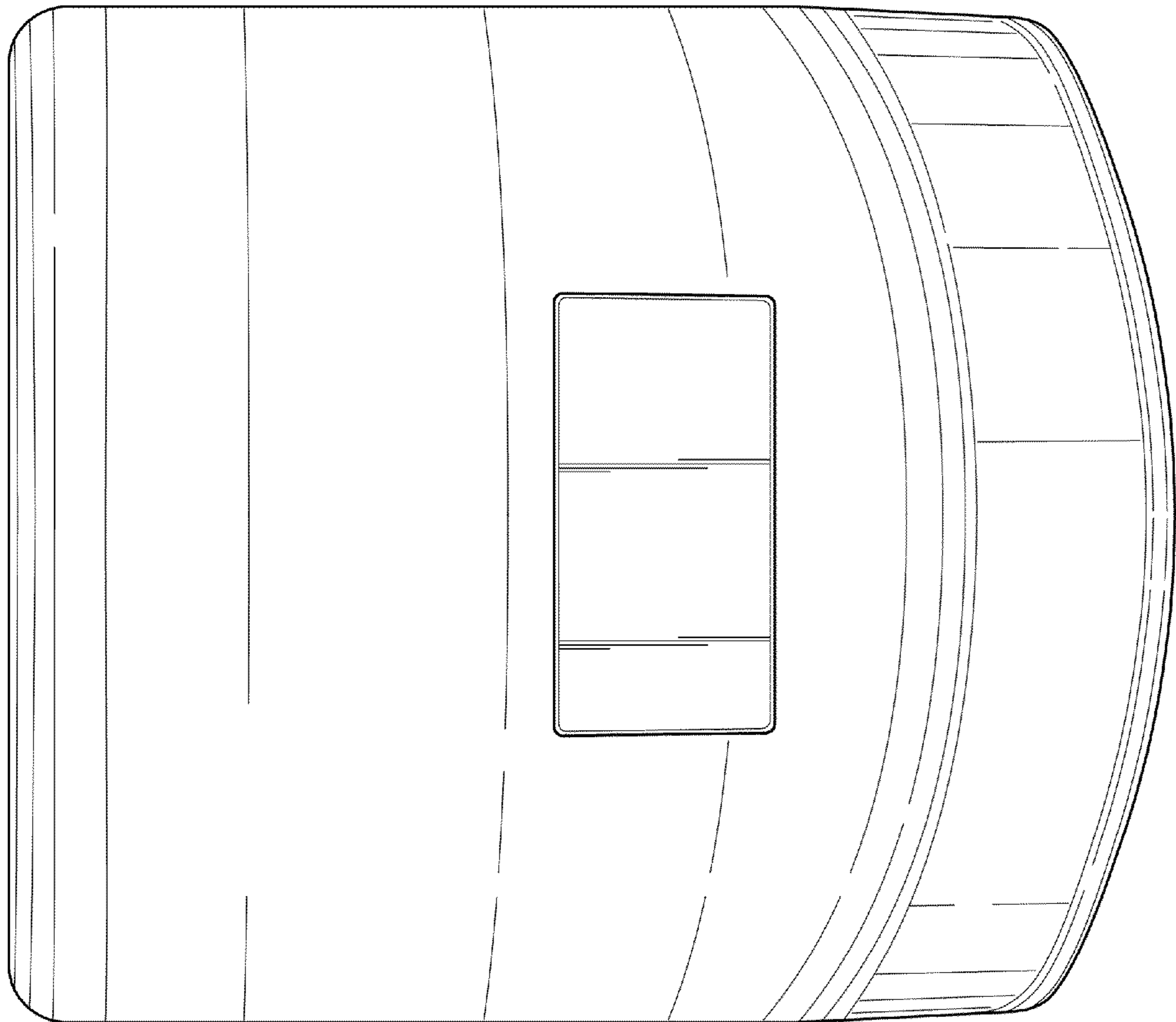


FIG. 6