

US00D690139S

(12) **United States Design Patent**  
**Trinh et al.**

(10) **Patent No.:** **US D690,139 S**

(45) **Date of Patent:** **\*\* Sep. 24, 2013**

- (54) **DISPLAY FIXTURE**
- (71) Applicant: **Target Brands, Inc.**, Minneapolis, MN (US)
- (72) Inventors: **Nick Q. Trinh**, Minneapolis, MN (US);  
**James W. Kostka**, Minnetonka, MN (US)
- (73) Assignee: **Target Brands, Inc.**, Minneapolis, MN (US)
- (\*\*) Term: **14 Years**
- (21) Appl. No.: **29/444,218**
- (22) Filed: **Jan. 28, 2013**
- (51) **LOC (9) Cl.** ..... **06-04**
- (52) **U.S. Cl.**  
USPC ..... **D6/672**
- (58) **Field of Classification Search**  
USPC ..... D6/675.2, 674, 707, 675.4, 675.1,  
D6/660, 672, 678.1, 673, 682; 211/180,  
211/187, 119.003, 193, 59.2, 186; 108/108,  
108/179  
See application file for complete search history.

D336,803	S *	6/1993	Stoddard et al.	.....	D6/476
D363,623	S *	10/1995	Rushing	.....	D6/479
D373,913	S *	9/1996	Wyatt et al.	.....	D6/465
5,749,636	A	5/1998	Boury		
D400,738	S *	11/1998	Bustos et al.	.....	D6/476
5,947,307	A *	9/1999	Battaglia et al.	.....	211/187
D421,349	S	3/2000	Pierson		
D439,445	S *	3/2001	Riga et al.	.....	D6/474
D463,181	S *	9/2002	Patik	.....	D6/511
D473,076	S	4/2003	Johnson		
D474,923	S	5/2003	Johnson		
6,749,071	B2	6/2004	Caterinacci		
6,880,708	B2 *	4/2005	Boron	.....	211/59.2
6,915,914	B2	7/2005	Farrand		
6,955,268	B2	10/2005	Waldron		
7,007,814	B2 *	3/2006	Ploix	.....	211/187
D534,376	S *	1/2007	Sparkowski	.....	D6/468
7,249,681	B2	7/2007	Scicluna et al.		
7,249,746	B2	7/2007	Awalt		
7,350,648	B2	4/2008	Gerstner et al.		

(Continued)

*Primary Examiner* — Cathron Brooks  
*Assistant Examiner* — Sydney Buffalow  
 (74) *Attorney, Agent, or Firm* — Theodore M. Magee;  
 Westman, Champlin & Kelly, P.A.

(57) **CLAIM**  
 The ornamental design for a display fixture, as shown and described.

(56) **References Cited**

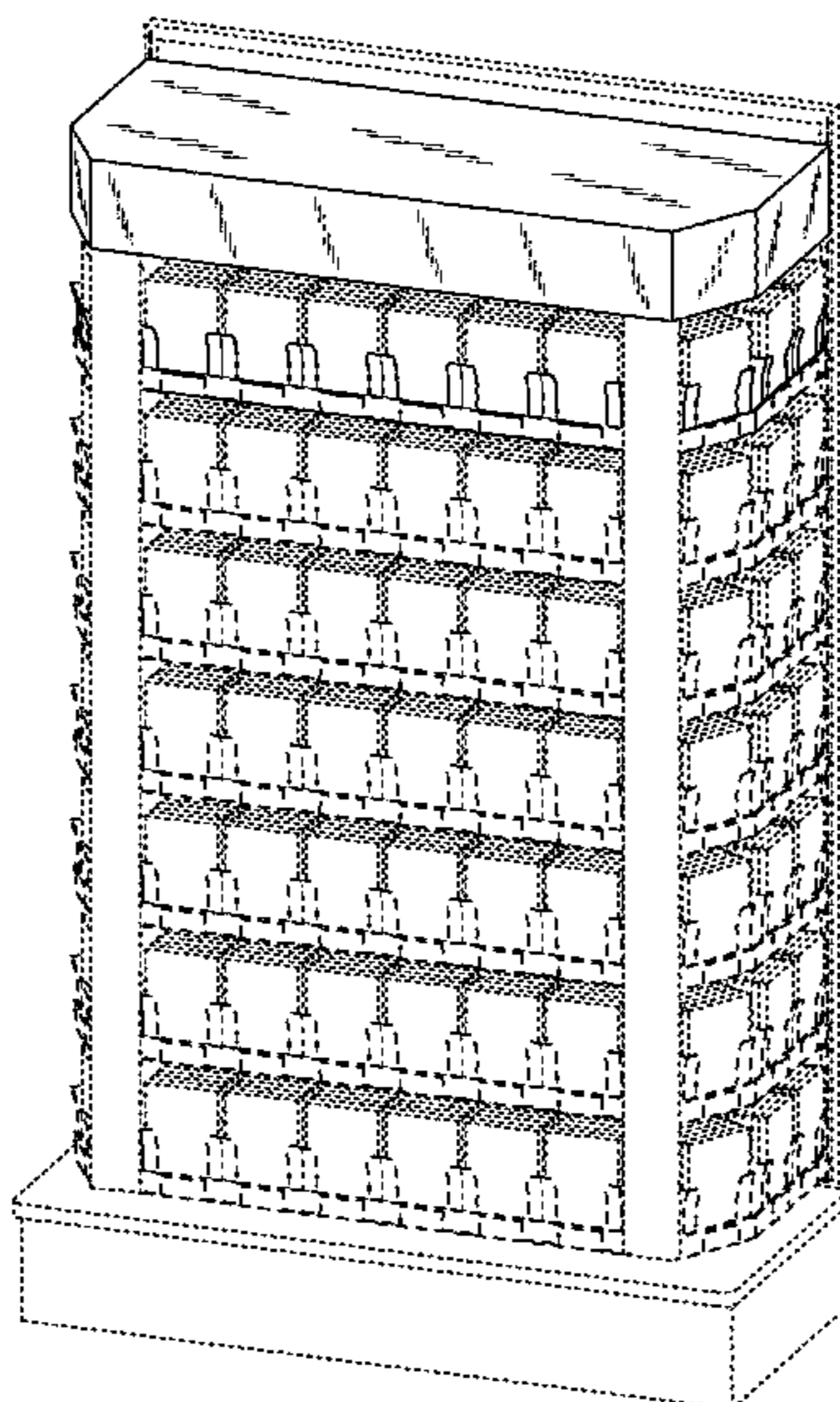
U.S. PATENT DOCUMENTS

D253,213	S *	10/1979	Hudik et al.	.....	D6/474
4,331,245	A *	5/1982	Schell	.....	211/45
4,460,097	A *	7/1984	Darnell et al.	.....	211/189
4,526,110	A *	7/1985	Franz	.....	108/108
4,611,866	A *	9/1986	Everett	.....	312/265.5
D293,865	S *	1/1988	Robertson	.....	D6/478
D294,090	S *	2/1988	Robertson	.....	D6/478
4,744,473	A	5/1988	Hardy		
D297,082	S *	8/1988	Binder et al.	.....	D6/463
4,762,235	A *	8/1988	Howard et al.	.....	211/59.3
D299,392	S *	1/1989	Hunt	.....	D6/479
4,887,737	A	12/1989	Adenau		
4,925,038	A *	5/1990	Gajewski	.....	211/59.2

**DESCRIPTION**

FIG. 1 is a perspective view of a display fixture;  
 FIG. 2 is a front view thereof, the rear being unornamented;  
 FIG. 3 is a right side view thereof;  
 FIG. 4 is a left side view thereof; and,  
 FIG. 5 is a top view thereof, the bottom being unornamented.  
 The broken lines shown in the drawings are included for purposes of illustrating portions of the display fixture or for purposes of illustrating environment and form no part of the claimed design.

**1 Claim, 3 Drawing Sheets**



# US D690,139 S

Page 2

---

(56)

## References Cited

### U.S. PATENT DOCUMENTS

7,918,351 B2 4/2011 Zimmer  
D638,639 S \* 5/2011 Ma ..... D6/449  
7,987,998 B1 8/2011 Belk et al.  
7,988,244 B2 8/2011 Haws, Jr.  
8,113,360 B2 2/2012 Olson  
D655,105 S \* 3/2012 Mason ..... D6/459

D655,106 S \* 3/2012 Czalkiewicz et al. .... D6/462  
D669,284 S \* 10/2012 Canavan et al. .... D6/473  
2002/0088765 A1 7/2002 Waldron  
2004/0011753 A1 1/2004 Field et al.  
2005/0173362 A1 8/2005 Squitieri et al.  
2008/0035589 A1 2/2008 Rasmussen et al.  
2008/0087621 A1\* 4/2008 Zang et al. .... 211/187  
2010/0193455 A1 8/2010 Russell et al.

\* cited by examiner

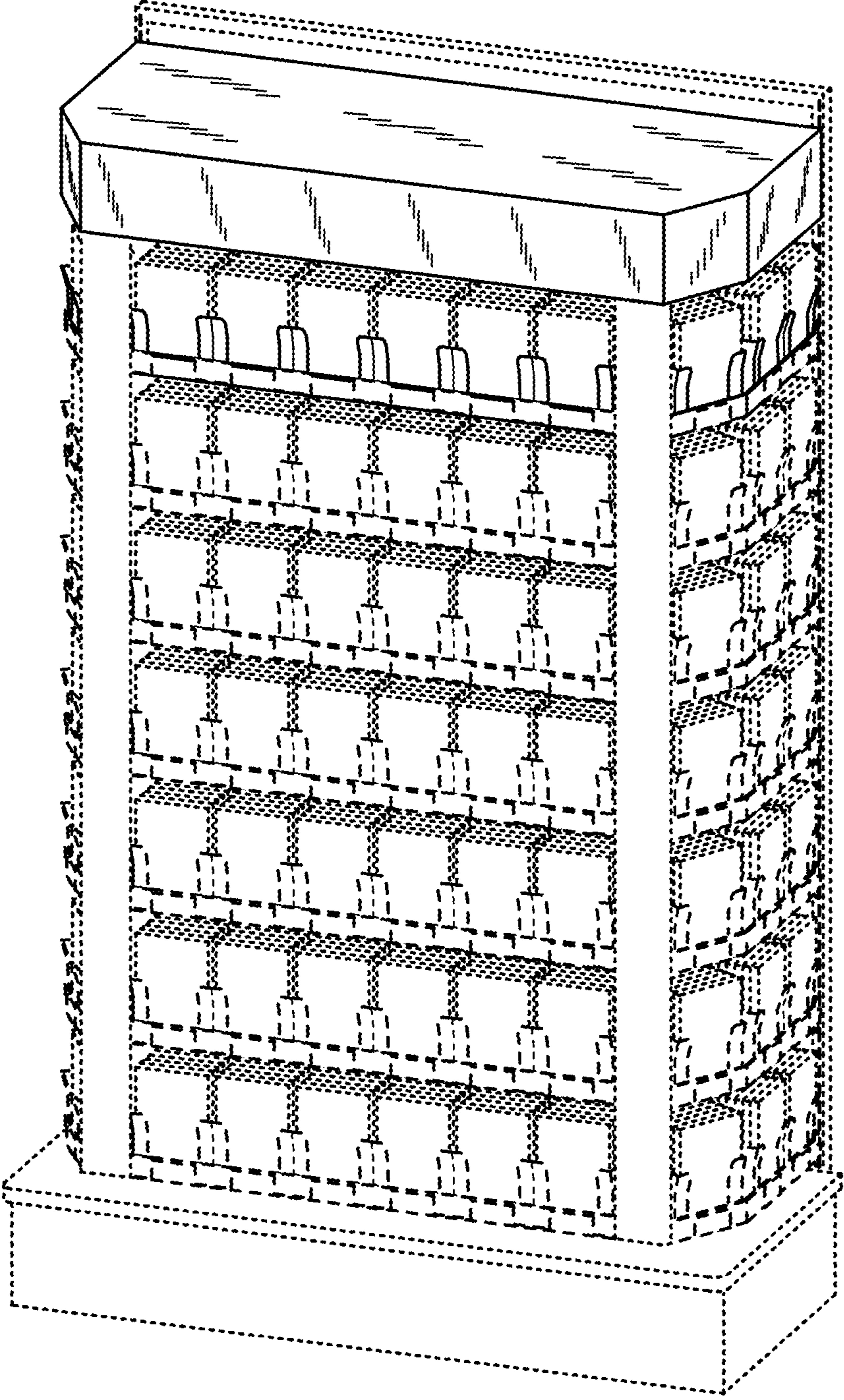


Fig. 1



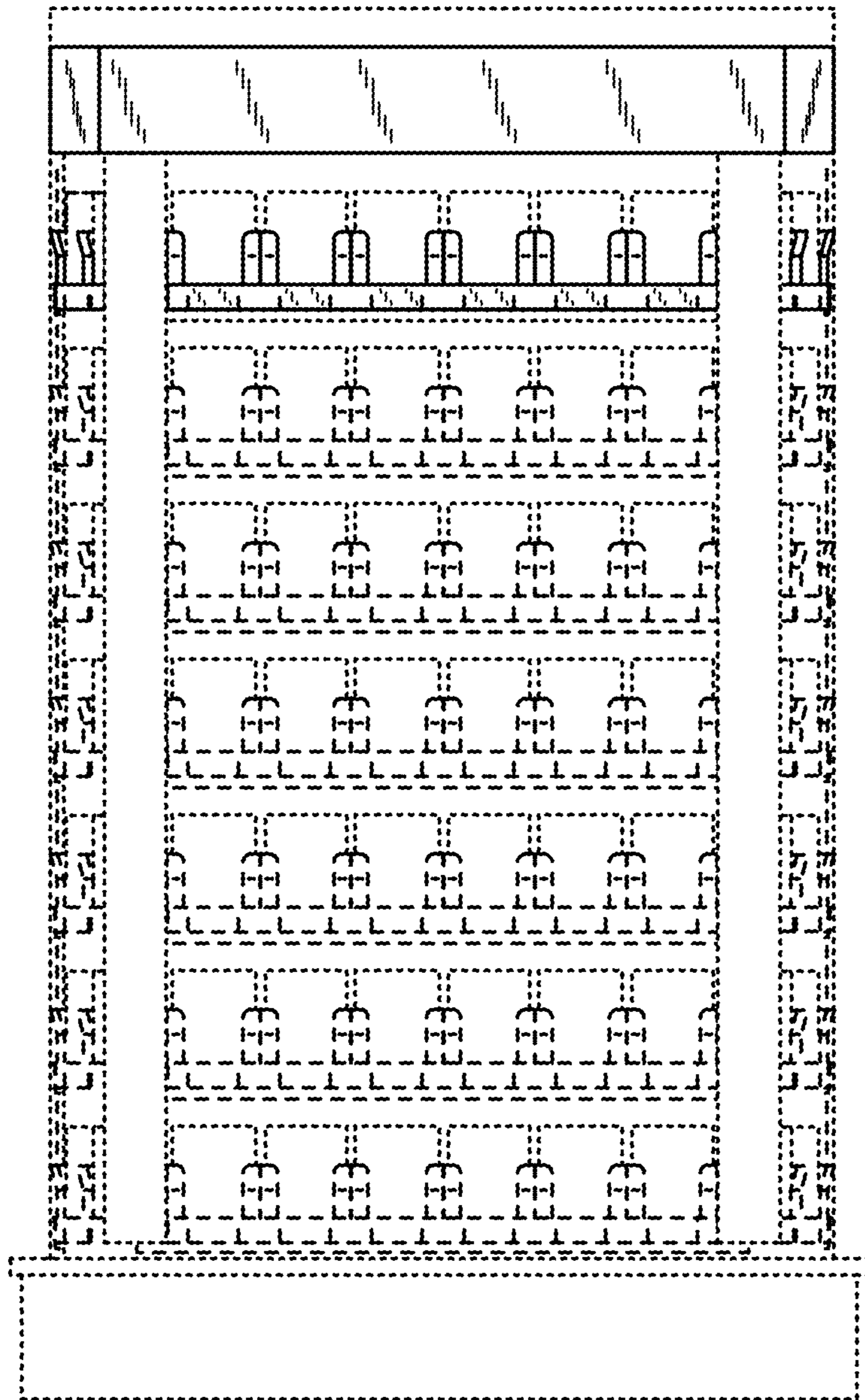


Fig. 2




Fig. 3

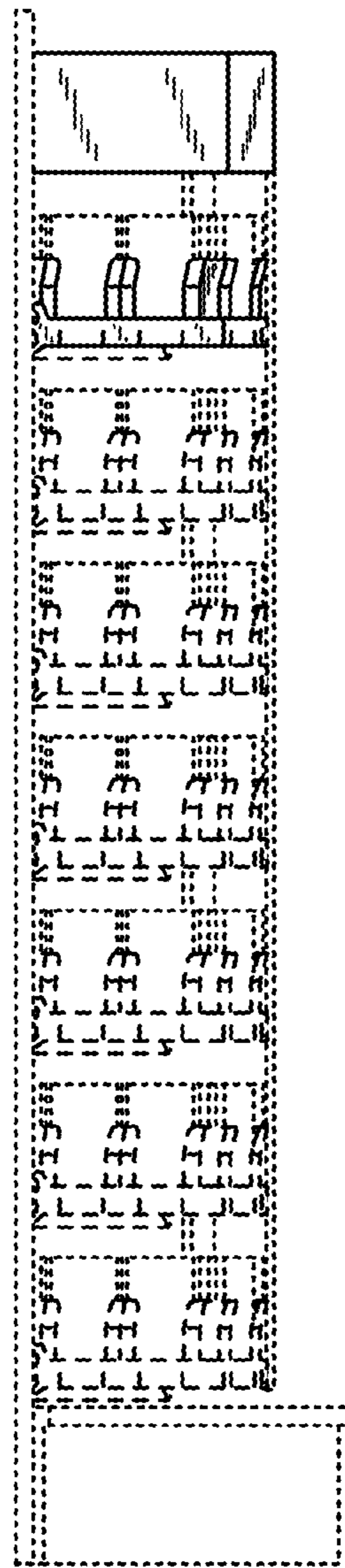


Fig. 4




Fig. 5