



US00D690131S

(12) **United States Design Patent**  
**Clough et al.**

(10) **Patent No.:** **US D690,131 S**

(45) **Date of Patent:** **\*\* Sep. 24, 2013**

(54) **DISPENSING DEVICE**

(75) Inventors: **Richard Brian Clough**, Warwick (GB);  
**Peter Kay**, Warwick (GB); **Christopher Leonard Padain**, Slough (GB);  
**Stephanie Anne Marije Verschoor**, Slough (GB)

(73) Assignee: **Reckitt & Colman (Overseas) Limited**, Slough, Berkshire (GB)

(\*\*) Term: **14 Years**

(21) Appl. No.: **29/416,528**

(22) Filed: **Mar. 23, 2012**

(30) **Foreign Application Priority Data**

Oct. 3, 2011 (EM) ..... 001926361-0004

(51) **LOC (9) Cl.** ..... **23-02**

(52) **U.S. Cl.**  
USPC ..... **D6/542**

(58) **Field of Classification Search**  
USPC ..... D6/542-545; D9/682, 688, 690,  
D9/69, 291, 448; 222/14, 173, 146.3, 628,  
222/251, 181.1, 181.3; 221/282  
See application file for complete search history.

(56) **References Cited**

**U.S. PATENT DOCUMENTS**

D486,335 S \* 2/2004 Sonneman ..... D6/542  
D531,440 S \* 11/2006 Lo ..... D6/542

D531,845 S \* 11/2006 Christianson ..... D6/542  
D554,409 S \* 11/2007 Scorgie ..... D6/542  
D564,273 S \* 3/2008 Yang et al. .... D6/542  
D565,878 S \* 4/2008 Krus ..... D6/542  
D632,111 S \* 2/2011 MacDonald et al. .... D6/542  
D660,061 S \* 5/2012 Fernandes et al. .... D6/542  
D662,742 S \* 7/2012 DelGigante et al. .... D6/542

\* cited by examiner

*Primary Examiner* — Brian N Vinson

(74) *Attorney, Agent, or Firm* — Ryan A. Schneider;  
Troutman Sanders LLP

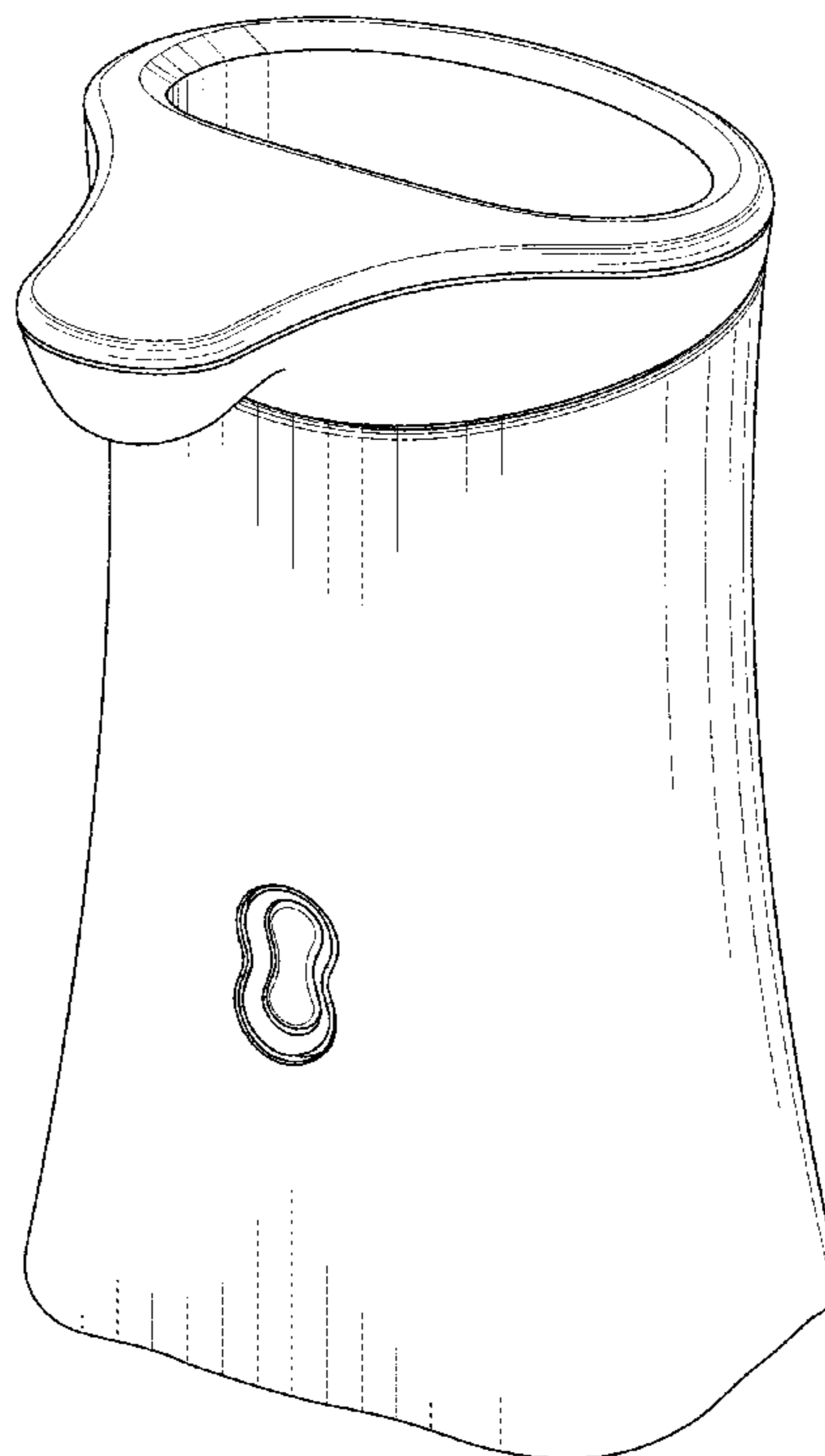
(57) **CLAIM**

The ornamental design for a dispensing device, as shown and described.

**DESCRIPTION**

FIG. 1 is a front perspective view of a dispensing device of the present invention;  
FIG. 2 is a front view of the dispensing device of FIG. 1;  
FIG. 3 is a back view of the dispensing device of FIG. 1;  
FIG. 4 is a side view of the dispensing device of FIG. 1;  
FIG. 5 is the other side view of the dispensing device of FIG. 1;  
FIG. 6 is a top view of the dispensing device of FIG. 1; and,  
FIG. 7 is a bottom view of the dispensing device of FIG. 1.  
The broken-line disclosure represents portions of the article in which the claim is embodied but which are not part of the claimed design.

**1 Claim, 7 Drawing Sheets**



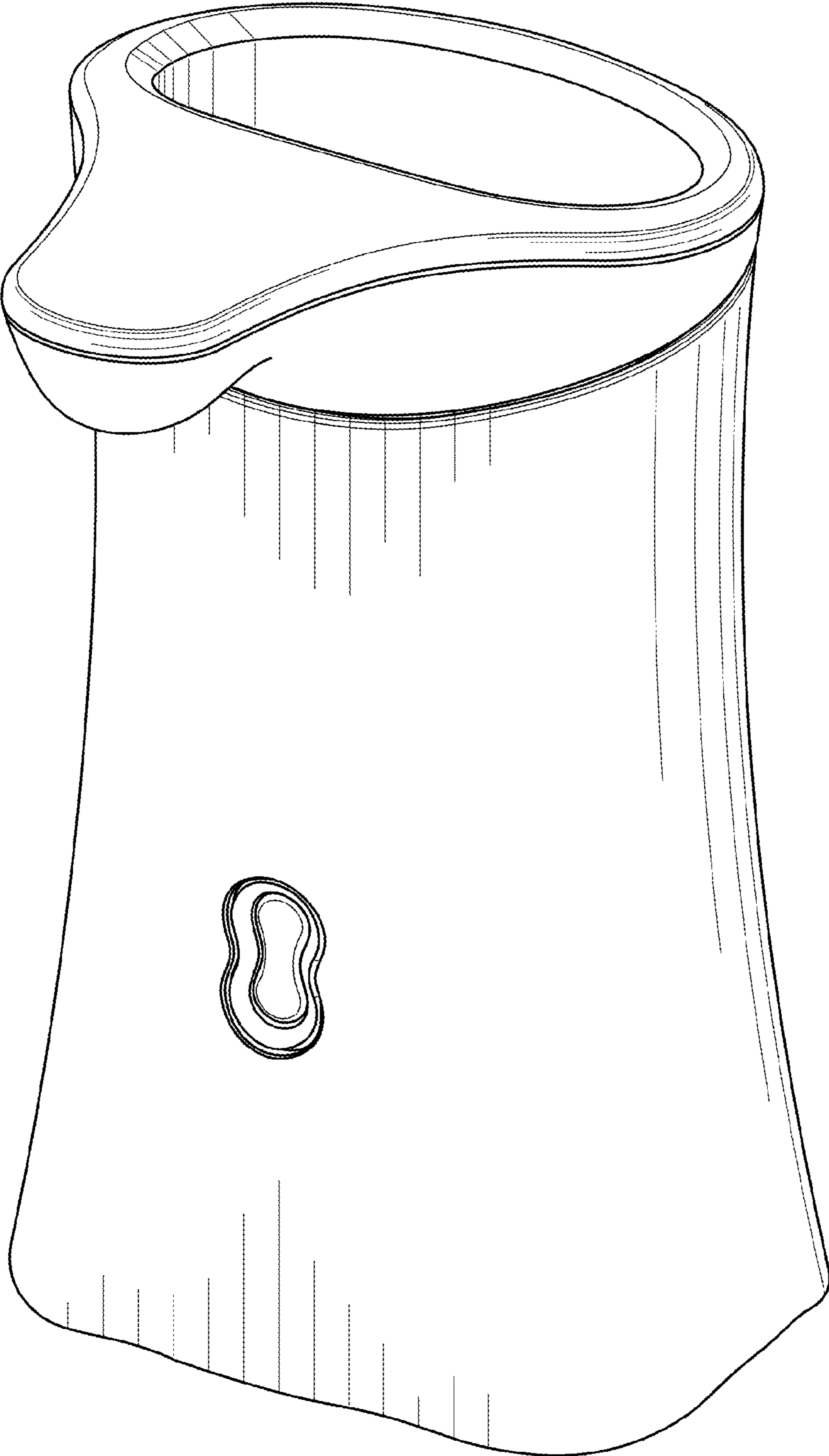


FIG. 1

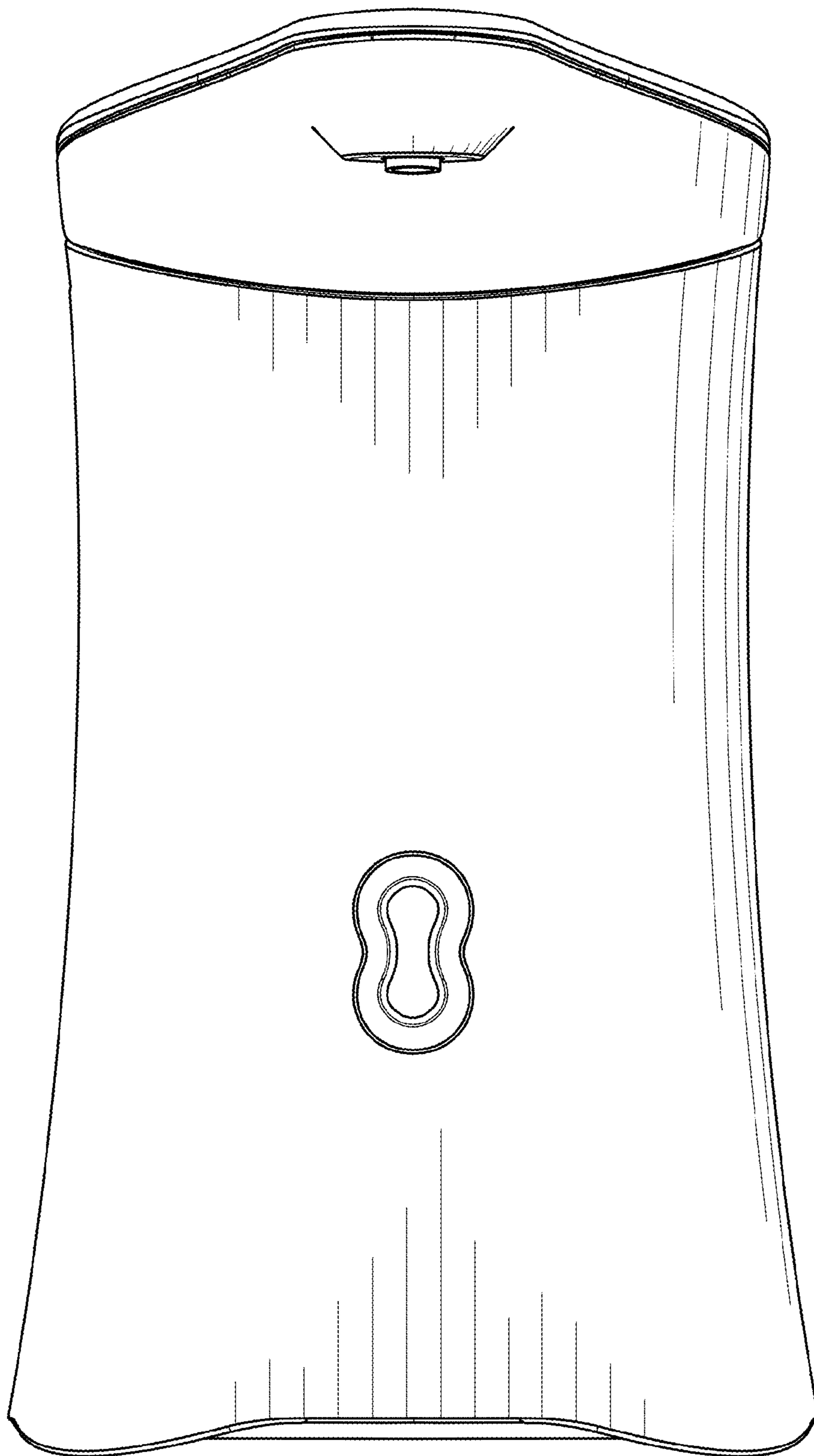


FIG. 2

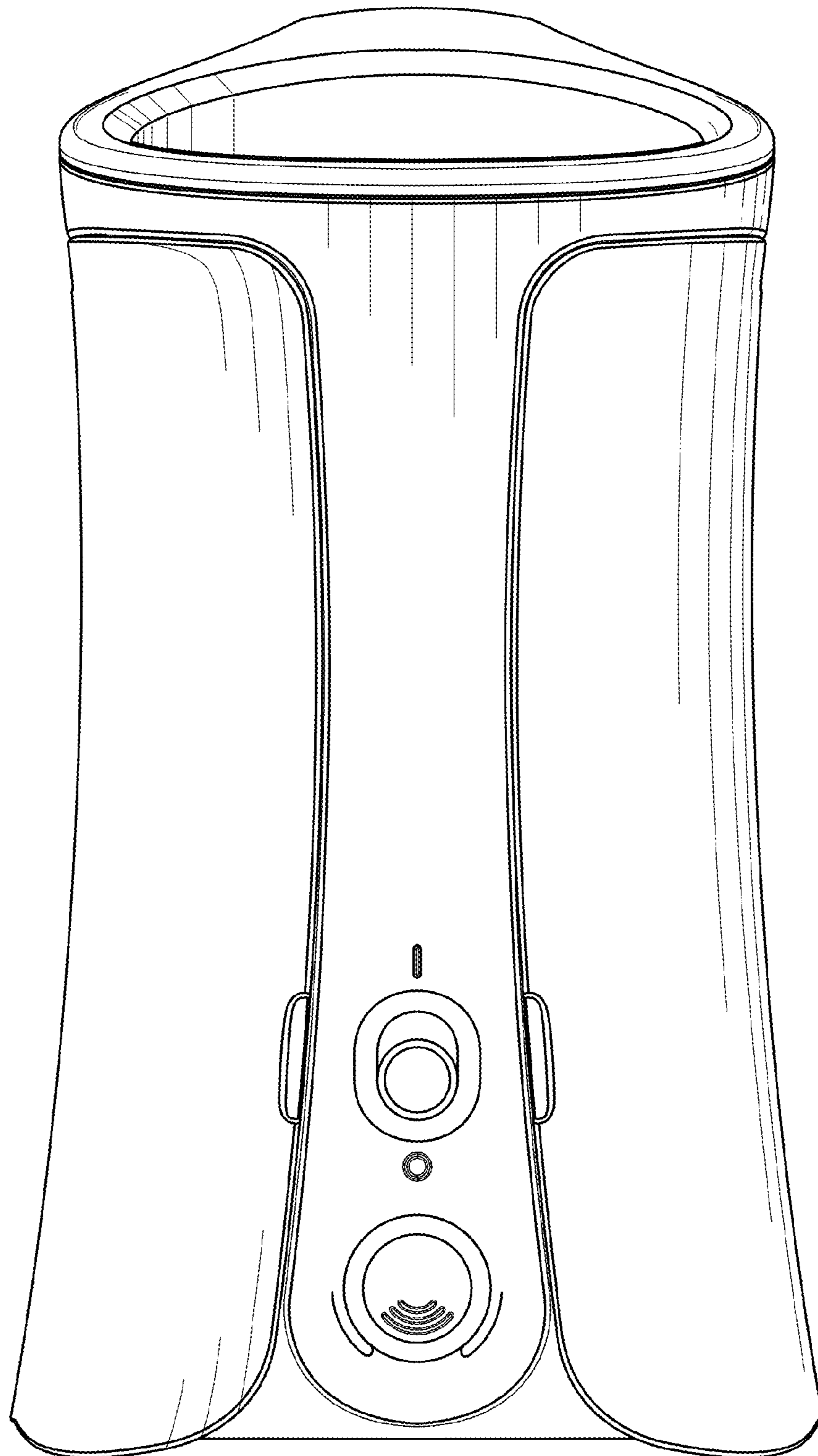


FIG. 3




FIG. 4




FIG. 5

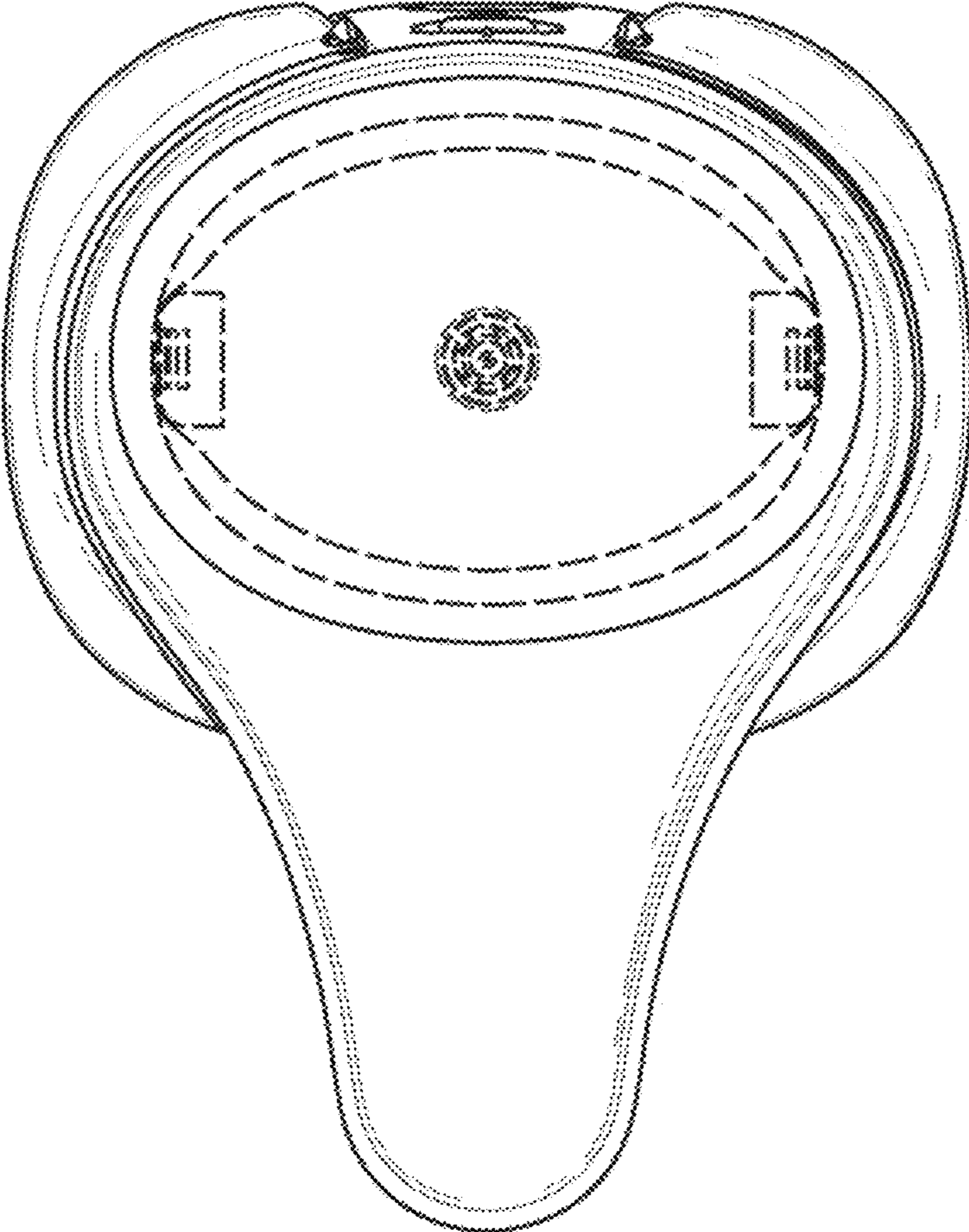


FIG. 6

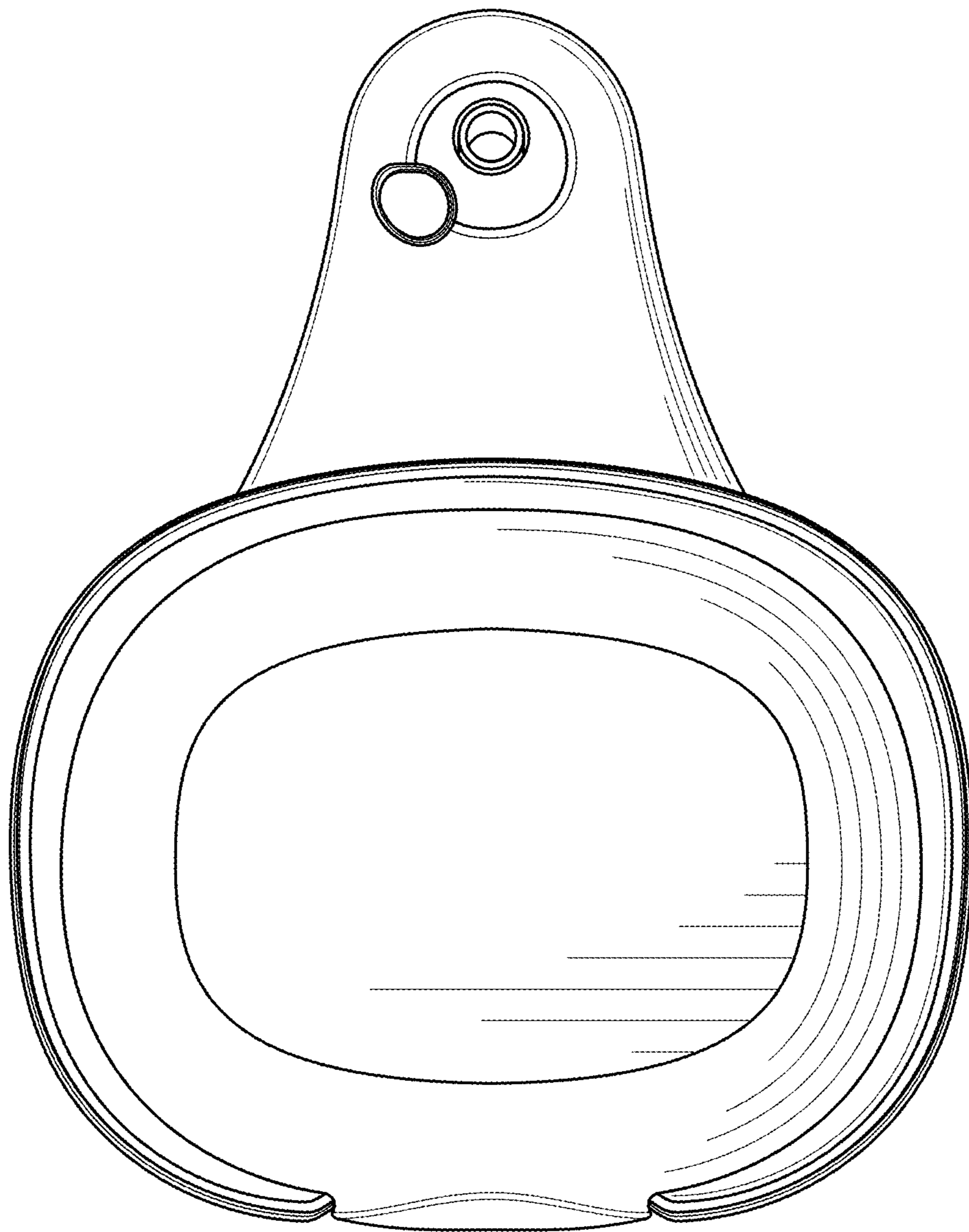


FIG. 7