

US00D690122S

(12) **United States Design Patent**
Hinterwirth

(10) **Patent No.:** **US D690,122 S**

(45) **Date of Patent:** **** Sep. 24, 2013**

(54) **DAYBED**

(71) Applicant: **Annette Hinterwirth**, Gmunden (AT)

(72) Inventor: **Annette Hinterwirth**, Gmunden (AT)

(73) Assignee: **Dedon GmbH**, Luneburg (DE)

(**) Term: **14 Years**

(21) Appl. No.: **29/434,756**

(22) Filed: **Oct. 16, 2012**

Related U.S. Application Data

(63) Continuation of application No. 29/408,074, filed on Dec. 6, 2011, now abandoned.

Foreign Application Priority Data

(30) Oct. 6, 2011 (EM) 001927989-0001

(51) **LOC (9) Cl.** **06-02**

(52) **U.S. Cl.**
USPC **D6/389**

(58) **Field of Classification Search**
USPC D6/382-384, 389, 393-395, 505-508,
D6/718.29; 5/53.1, 907, 2.1, 279.1, 280,
5/281, 308

See application file for complete search history.

(56) **References Cited**

U.S. PATENT DOCUMENTS

4,295,482	A *	10/1981	McMullen	135/90
5,459,893	A *	10/1995	Walters, III	5/414
5,613,757	A *	3/1997	Polk	362/130
5,718,254	A *	2/1998	Murphy	135/96
2007/0271698	A1 *	11/2007	Cyr	5/414

* cited by examiner

Primary Examiner — Janice Seeger

(74) *Attorney, Agent, or Firm* — C. Brandon Browning;
Maynard Cooper & Gale, PC

(57) **CLAIM**

The ornamental design for a daybed, as shown and described.

DESCRIPTION

FIG. 1 is a front perspective view of a daybed in accordance with the present invention.

FIG. 2 is a rear perspective view of the daybed in FIG. 1.

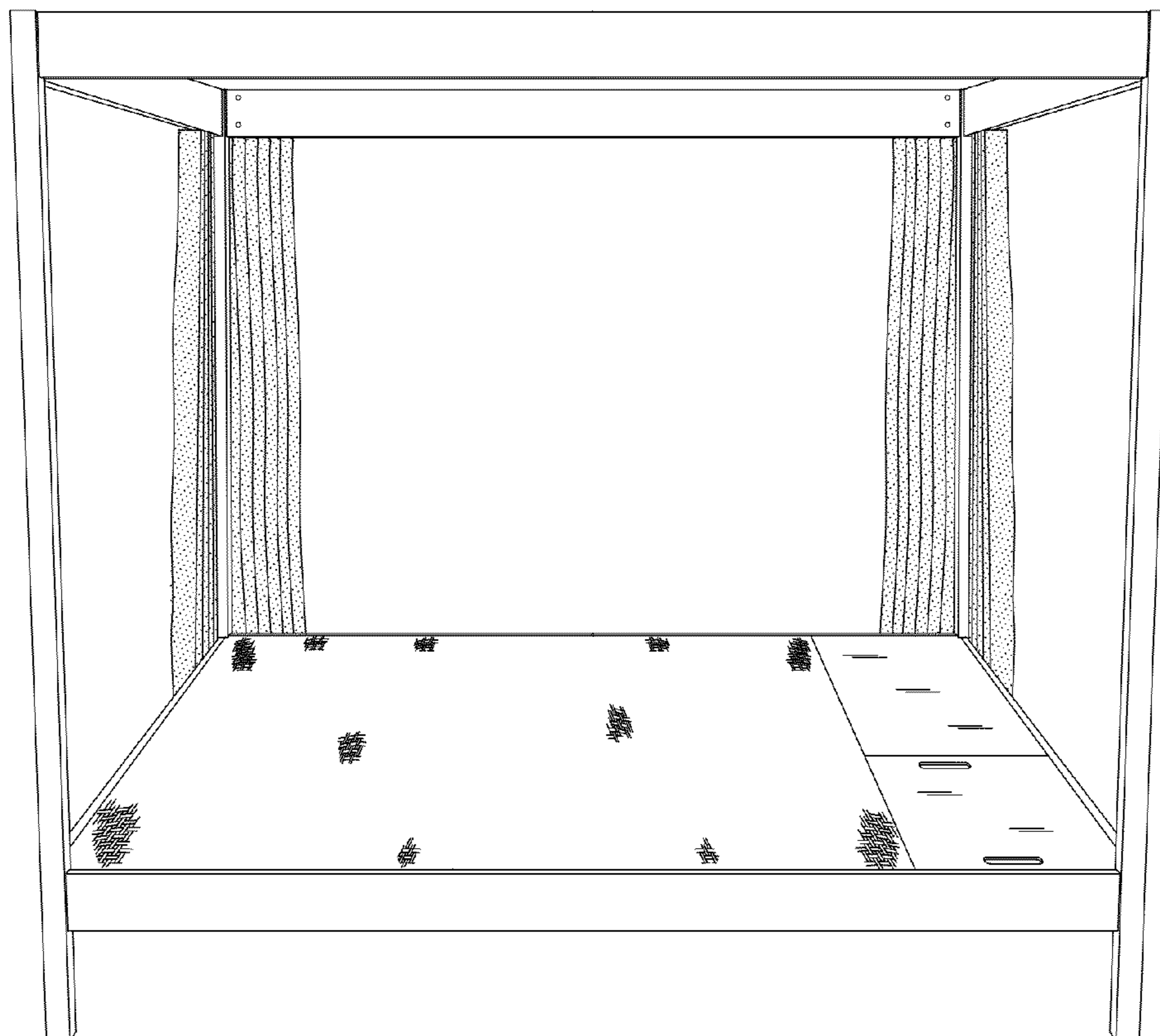
FIG. 3 is a front elevational view of the daybed in FIG. 1.

FIG. 4 is a rear elevational view of the daybed in FIG. 1; and,

FIG. 5 is a side elevational view, the side not shown being a mirror image of the side shown of the daybed in FIG. 1.

The top of the bed, not shown, forms no part of the claimed design.

1 Claim, 5 Drawing Sheets



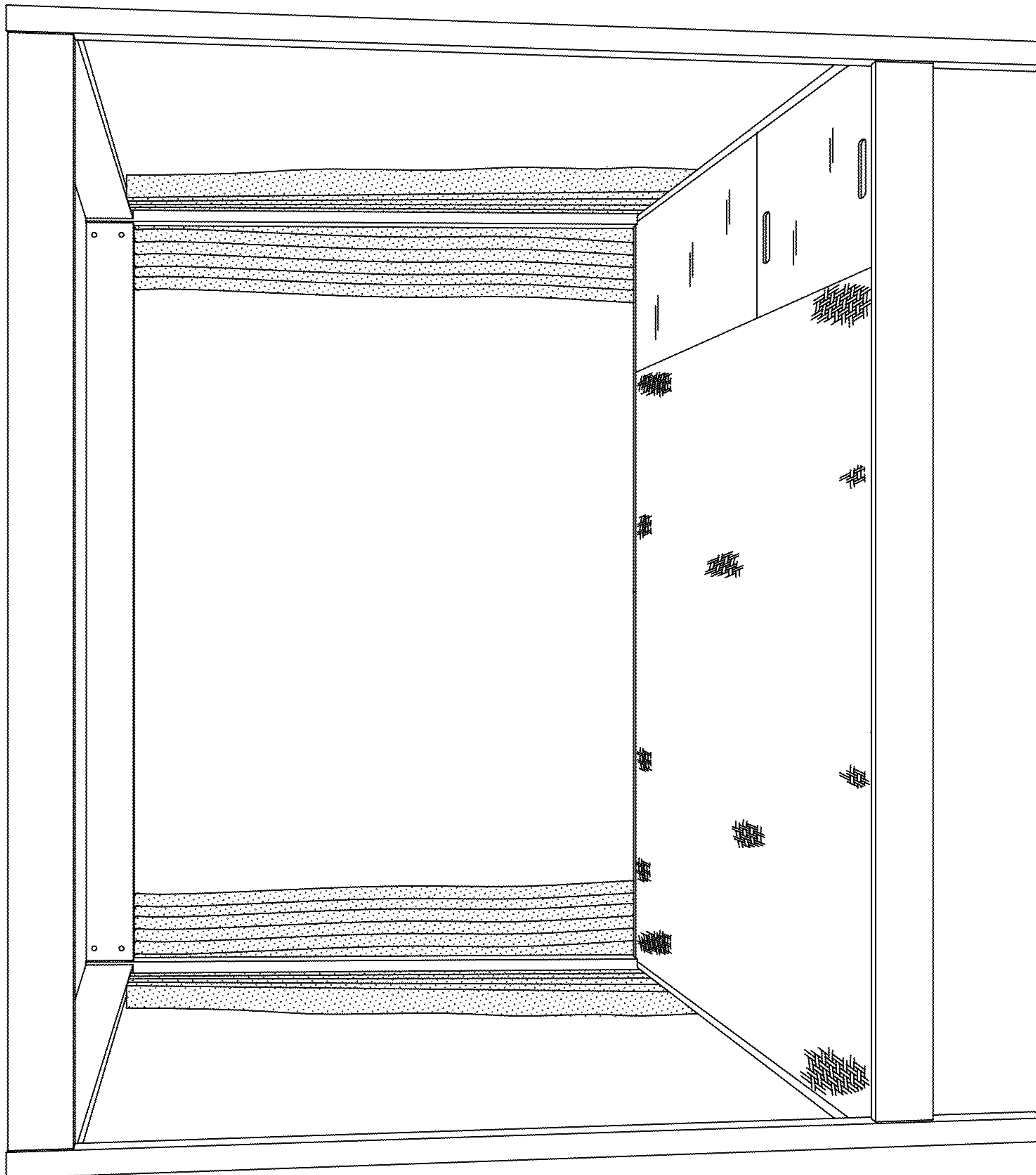


FIG. 1

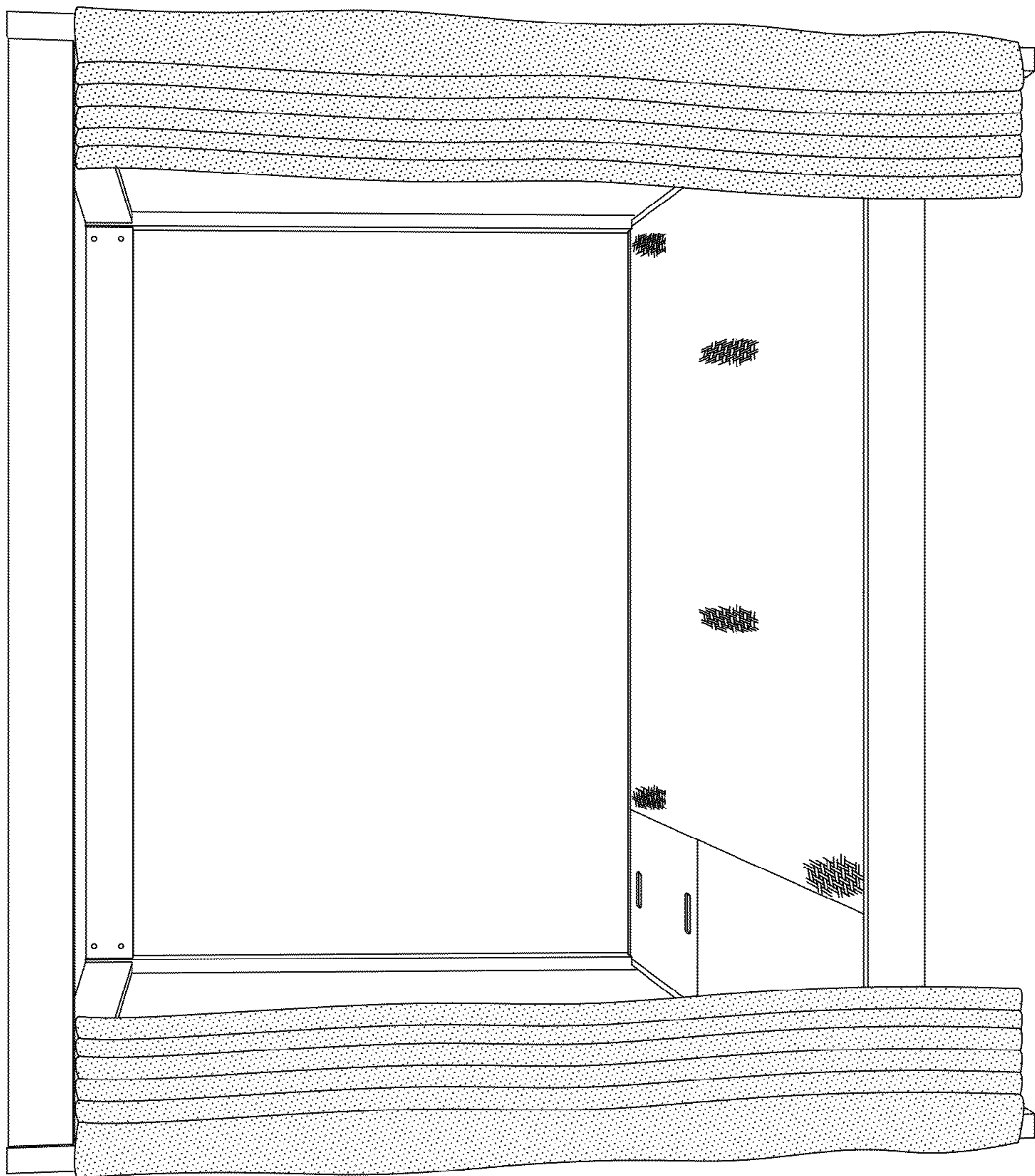


FIG. 2




FIG. 3




FIG. 4




FIG. 5