

US00D690113S

(12) **United States Design Patent**  
**Chapman et al.**

(10) **Patent No.:** **US D690,113 S**

(45) **Date of Patent:** **\*\* Sep. 24, 2013**

(54) **GOLF BAG BODY**

(75) Inventors: **Bruce Chapman**, Exmouth (GB);  
**Thomas A. Imhof**, Hong Kong (CN)

(73) Assignee: **Callaway Golf Company**, Carlsbad, CA  
(US)

(\*\*) Term: **14 Years**

(21) Appl. No.: **29/419,362**

(22) Filed: **Apr. 27, 2012**

(51) **LOC (9) Cl.** ..... **03-01**

(52) **U.S. Cl.**  
USPC ..... **D3/320**

(58) **Field of Classification Search**  
USPC ..... D3/234, 255, 271.9, 320, 256, 262,  
D3/279, 299, 301, 303, 318, 319, 273, 289,  
D3/292, 294-296, 232, 244; D9/424, 420;  
D27/189; 206/349; 220/833; 312/902;  
190/100; 150/159, 160, 163; 280/DIG. 6;  
473/282, 287; 211/70.2

See application file for complete search history.

(56) **References Cited**

U.S. PATENT DOCUMENTS

3,128,812	A *	4/1964	Schuerer	.....	206/315.4
4,834,235	A *	5/1989	Solheim et al.	.....	206/315.7
4,844,253	A *	7/1989	Reimers	.....	206/315.6
D367,556	S *	3/1996	Perrin	.....	D3/255
D382,707	S *	8/1997	Wang	.....	D3/255
D386,303	S *	11/1997	Wang	.....	D3/255
D389,650	S *	1/1998	Rhee	.....	D3/320
D394,950	S *	6/1998	Kite	.....	D3/255

5,941,383	A *	8/1999	Cheng	.....	206/315.8
6,494,416	B2 *	12/2002	Wang	.....	248/96
6,513,653	B1 *	2/2003	Chen	.....	206/315.7
6,568,527	B1 *	5/2003	Te-Pin	.....	206/315.3
6,712,206	B2 *	3/2004	Chen	.....	206/315.7
6,726,009	B1 *	4/2004	Larson et al.	.....	206/315.6
6,817,469	B2 *	11/2004	Chang	.....	206/315.7
D513,125	S *	12/2005	Anderson	.....	D3/320
D613,068	S *	4/2010	Quartarone et al.	.....	D3/328.1
D644,837	S *	9/2011	Anderson	.....	D3/255
2002/0179466	A1 *	12/2002	Maeng	.....	206/315.3
2002/0189962	A1 *	12/2002	Chen	.....	206/315.7

\* cited by examiner

*Primary Examiner* — Sandra Snapp

(74) *Attorney, Agent, or Firm* — Rebecca Hanovice;  
Michael A. Catania; Sonia Lari

(57) **CLAIM**

The ornamental design for a golf bag body, as shown and described.

**DESCRIPTION**

FIG. 1 is a front perspective view of a golf bag body as claimed herein;

FIG. 2 is a back plan view thereof;

FIG. 3 is a front plan view thereof;

FIG. 4 is a left side view thereof;

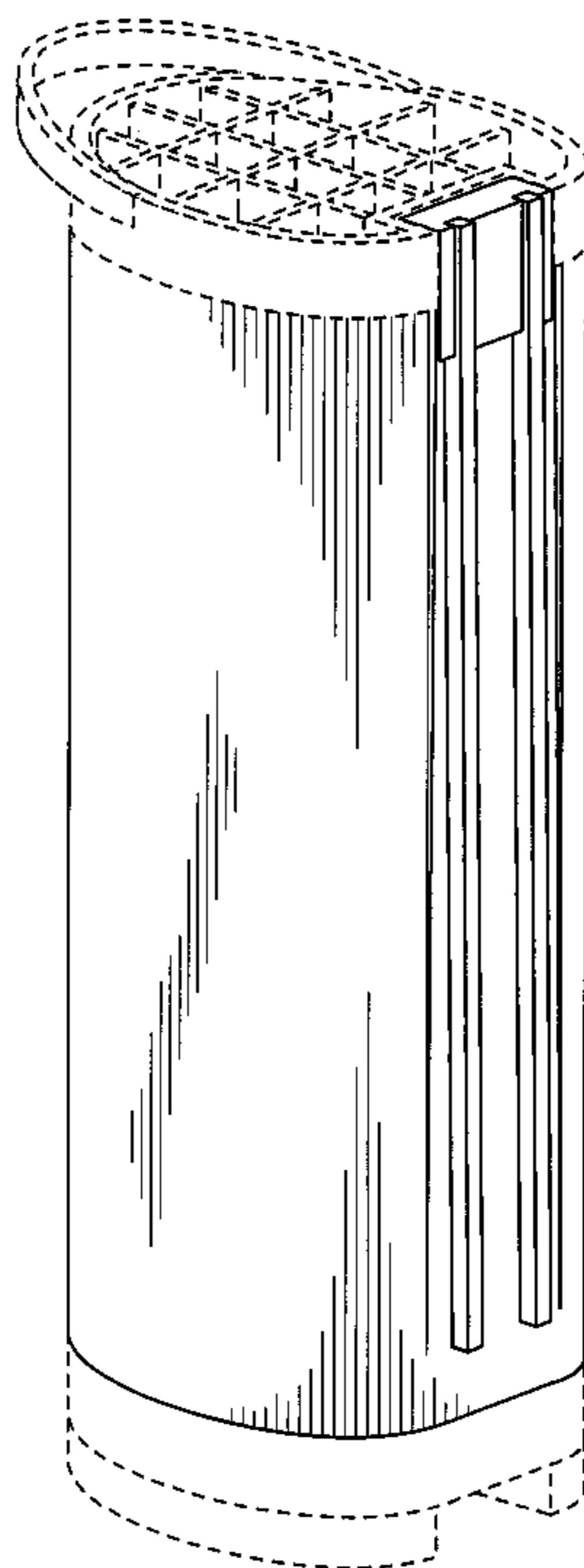
FIG. 5 is a right side view thereof;

FIG. 6 is top plan view thereof; and,

FIG. 7 is a bottom plan view.

The broken lines showing are included for the purpose of illustration and forms no part of the claimed design.

**1 Claim, 5 Drawing Sheets**



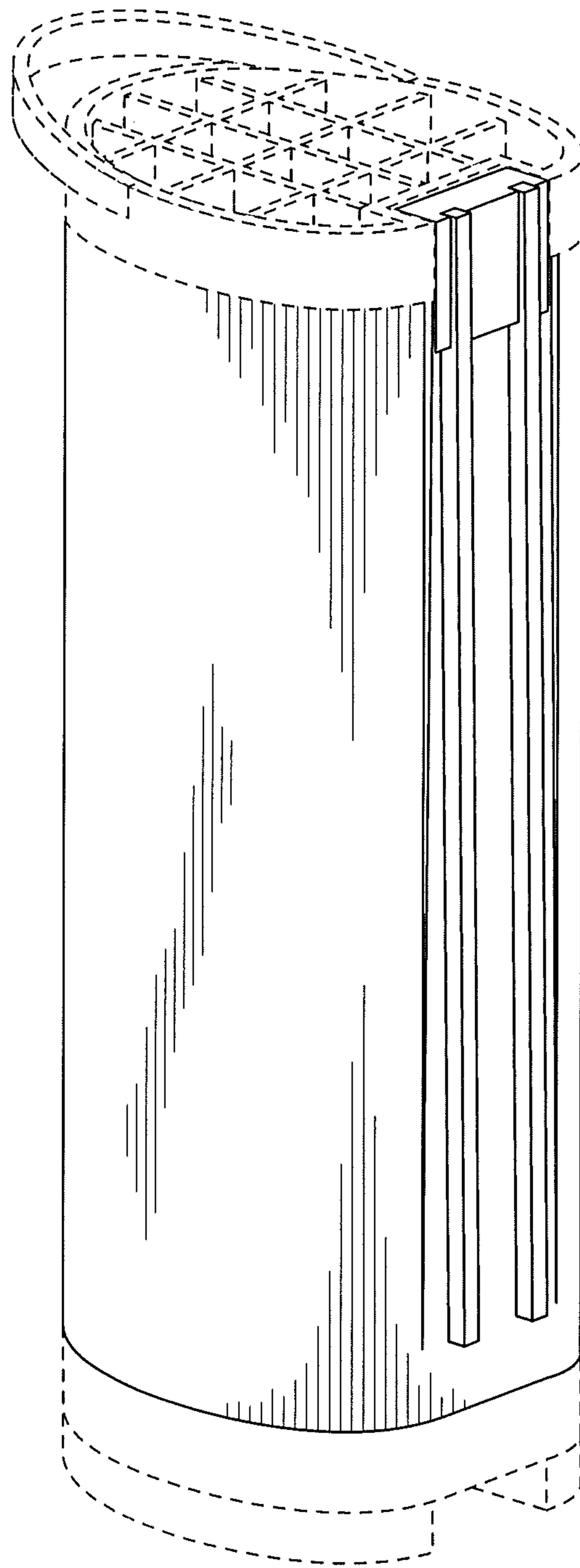


FIG. 1




FIG. 2




FIG. 3

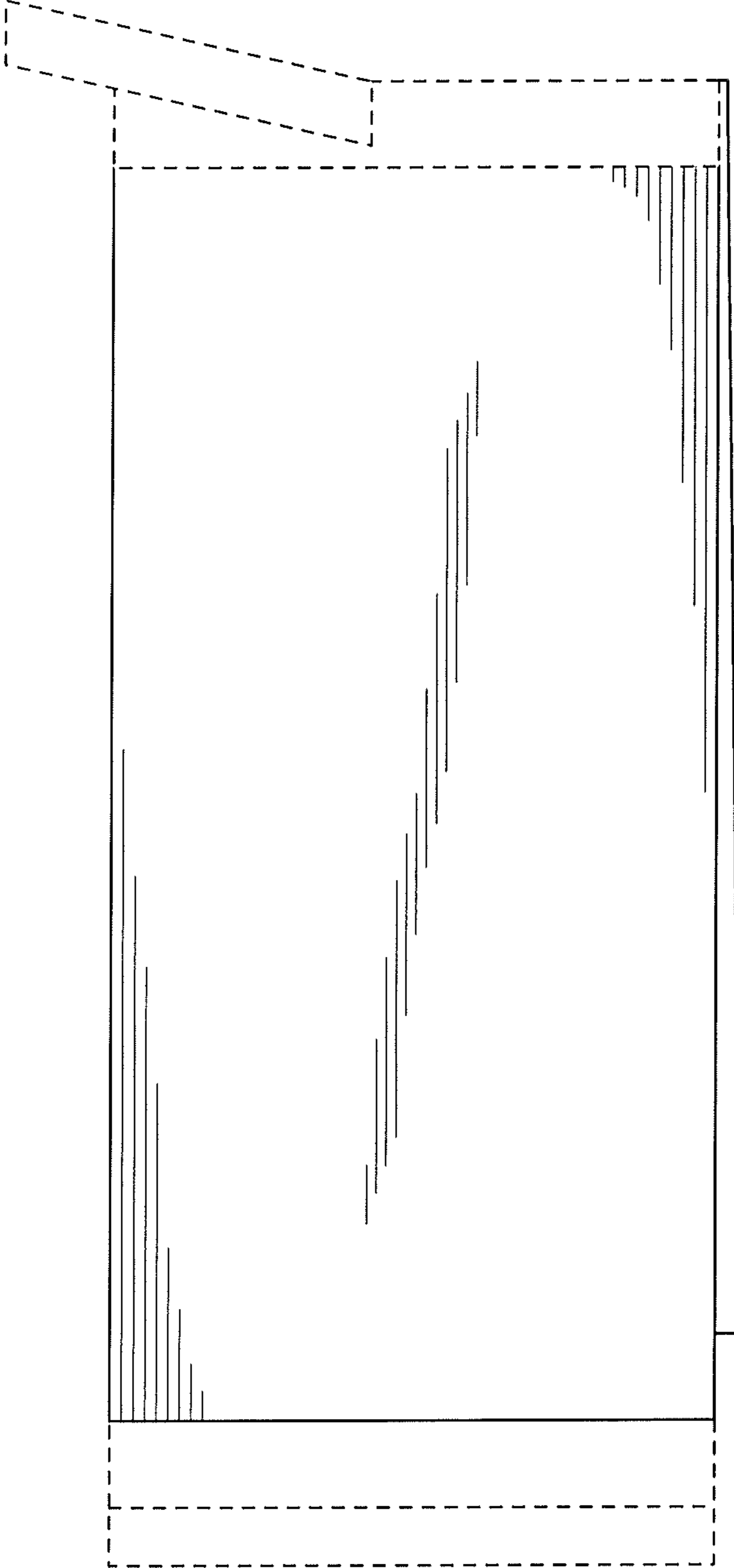


FIG. 4




FIG. 5

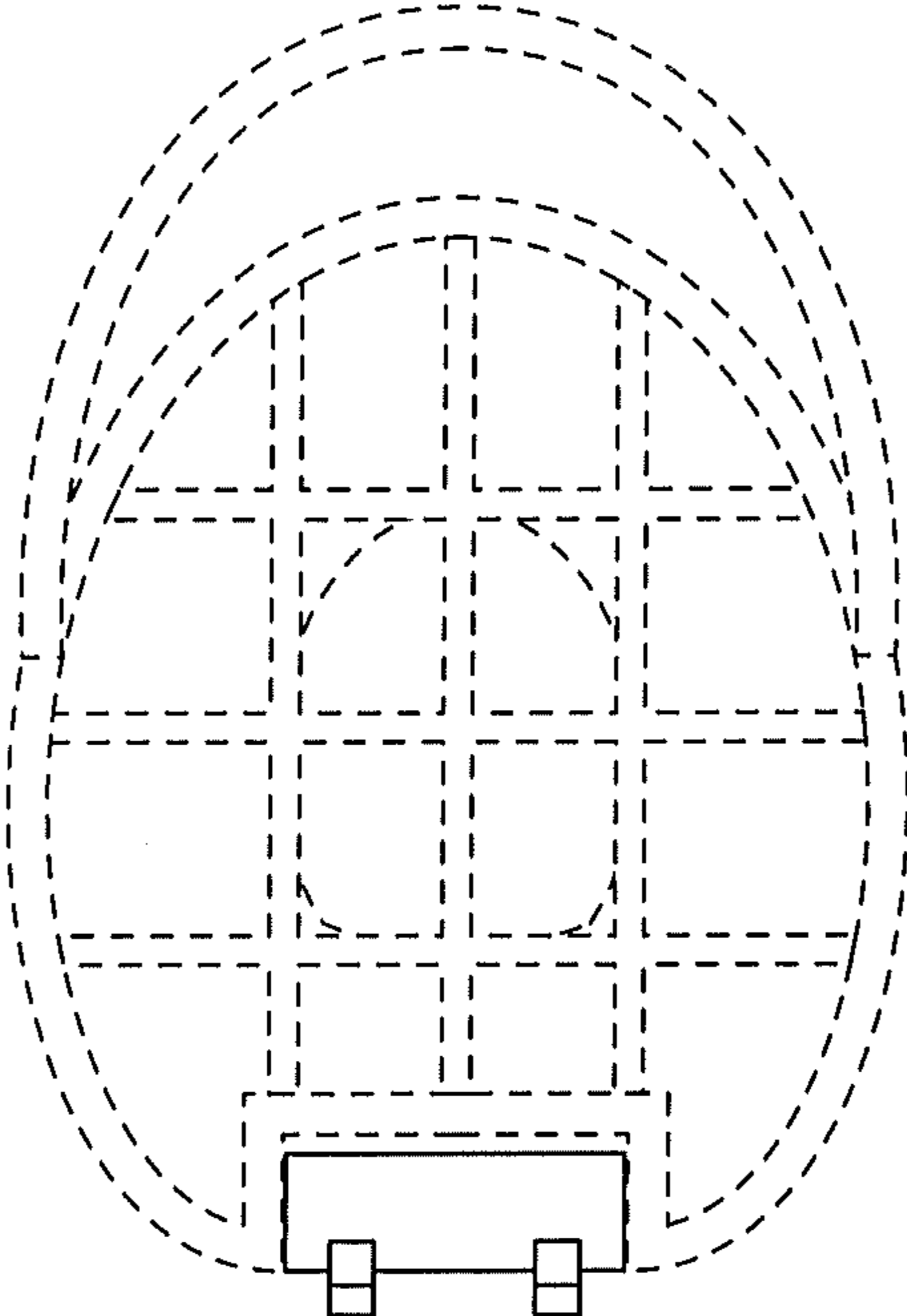


FIG. 6

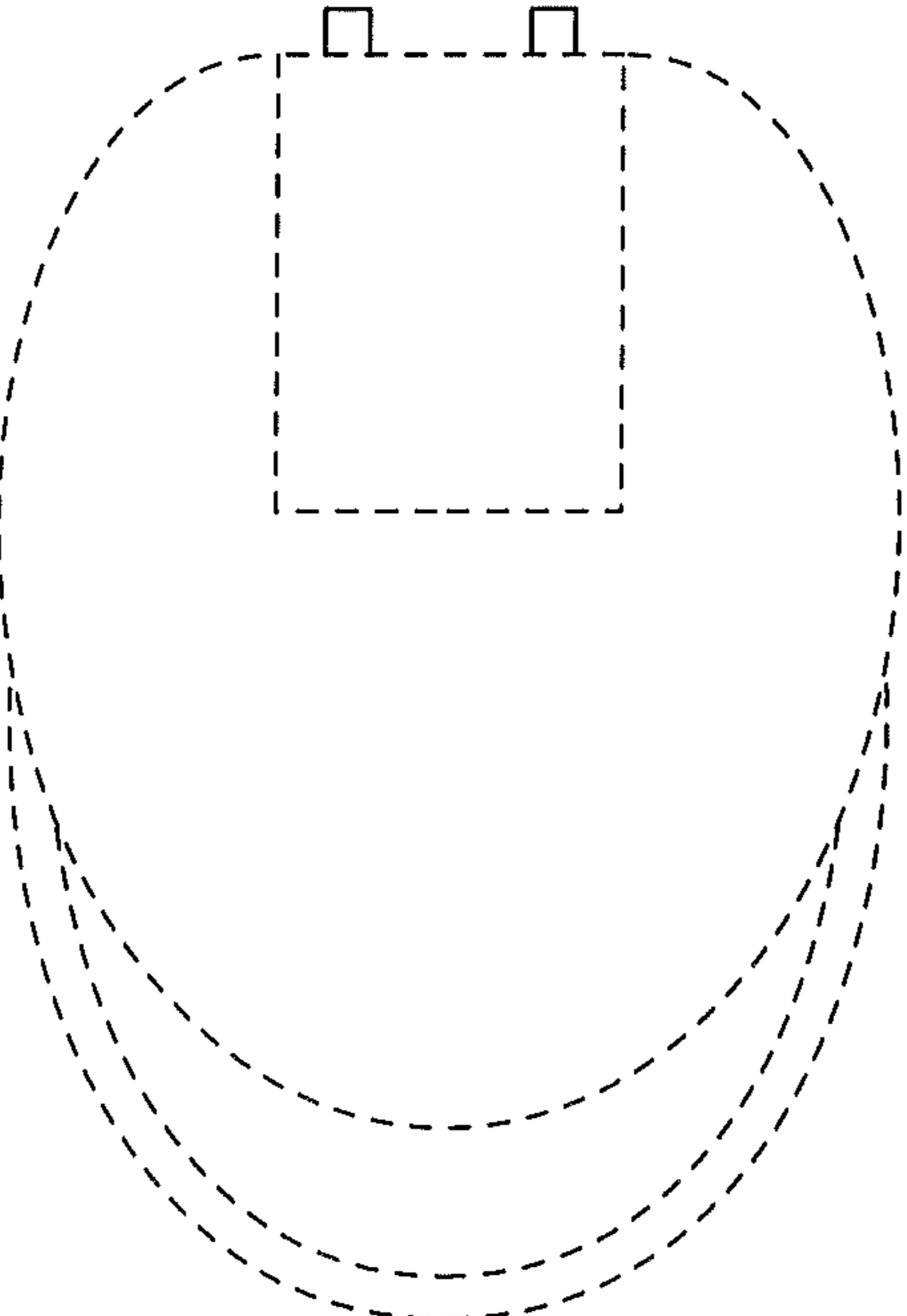


FIG. 7