

US00D690111S

(12) **United States Design Patent**
Chapman et al.

(10) **Patent No.:** **US D690,111 S**

(45) **Date of Patent:** **** Sep. 24, 2013**

(54) **GOLF BAG TOP**

(75) Inventors: **Bruce Chapman**, Exmouth (GB);
Thomas A. Imhof, Hong Kong (CN)

(73) Assignee: **Callaway Golf Company**, Carlsbad, CA
(US)

(**) Term: **14 Years**

(21) Appl. No.: **29/419,318**

(22) Filed: **Apr. 26, 2012**

(51) **LOC (9) Cl.** **03-01**

(52) **U.S. Cl.**
USPC **D3/320**

(58) **Field of Classification Search**

USPC D3/234, 255, 271.9, 320, 256, 262,
D3/279, 299, 301, 303, 318, 319, 273, 289,
D3/292, 294-296, 232, 244; D9/424, 420;
D27/189; 206/349; 220/833; 312/902;
190/100; 150/159, 160, 163; 280/DIG. 6;
473/282, 287; 211/70.2

See application file for complete search history.

(56) **References Cited**

U.S. PATENT DOCUMENTS

3,128,812 A * 4/1964 Shuerer 206/315.4
D367,556 S * 3/1996 Perrin D3/255
D382,707 S * 8/1997 Wang D3/255
D386,303 S * 11/1997 Wang D3/255
D389,650 S * 1/1998 Rhee D3/320
D394,950 S * 6/1998 Kite D3/255
5,941,383 A * 8/1999 Cheng 206/315.8
6,494,416 B2 * 12/2002 Wang 248/96

6,513,653 B1 * 2/2003 Chen 206/315.7
6,568,527 B1 * 5/2003 Te-Pin 206/315.3
6,712,206 B2 * 3/2004 Chen 206/315.7
6,726,009 B1 * 4/2004 Larson et al. 206/315.6
6,817,469 B2 * 11/2004 Chang 206/315.7
D513,125 S * 12/2005 Anderson D3/320
D544,210 S * 6/2007 McGuire et al. D3/320
D613,064 S * 4/2010 Quartarone et al. D3/320
D613,068 S * 4/2010 Quartarone et al. D3/328.1
D644,837 S * 9/2011 Anderson D3/255
2002/0179466 A1 * 12/2002 Maeng 206/315.3
2002/0189962 A1 * 12/2002 Chen 206/315.7

* cited by examiner

Primary Examiner — Sandra Snapp

(74) *Attorney, Agent, or Firm* — Rebecca Hanovice;
Michael A. Catania; Sonia Lari

(57) **CLAIM**

The ornamental design for a golf bag top, as shown and described.

DESCRIPTION

FIG. 1 is a front perspective view of a golf bag top as claimed herein;

FIG. 2 is a back plan view thereof;

FIG. 3 is a front plan view thereof;

FIG. 4 is a left side view thereof;


FIG. 5 is a right side view thereof;

FIG. 6 is top plan view thereof; and,

FIG. 7 is a bottom plan view.

The broken lines showing are included for the purpose of illustration and forms no part of the claimed design.

1 Claim, 5 Drawing Sheets






FIG. 1




FIG. 2




FIG. 3




FIG. 4




FIG. 5

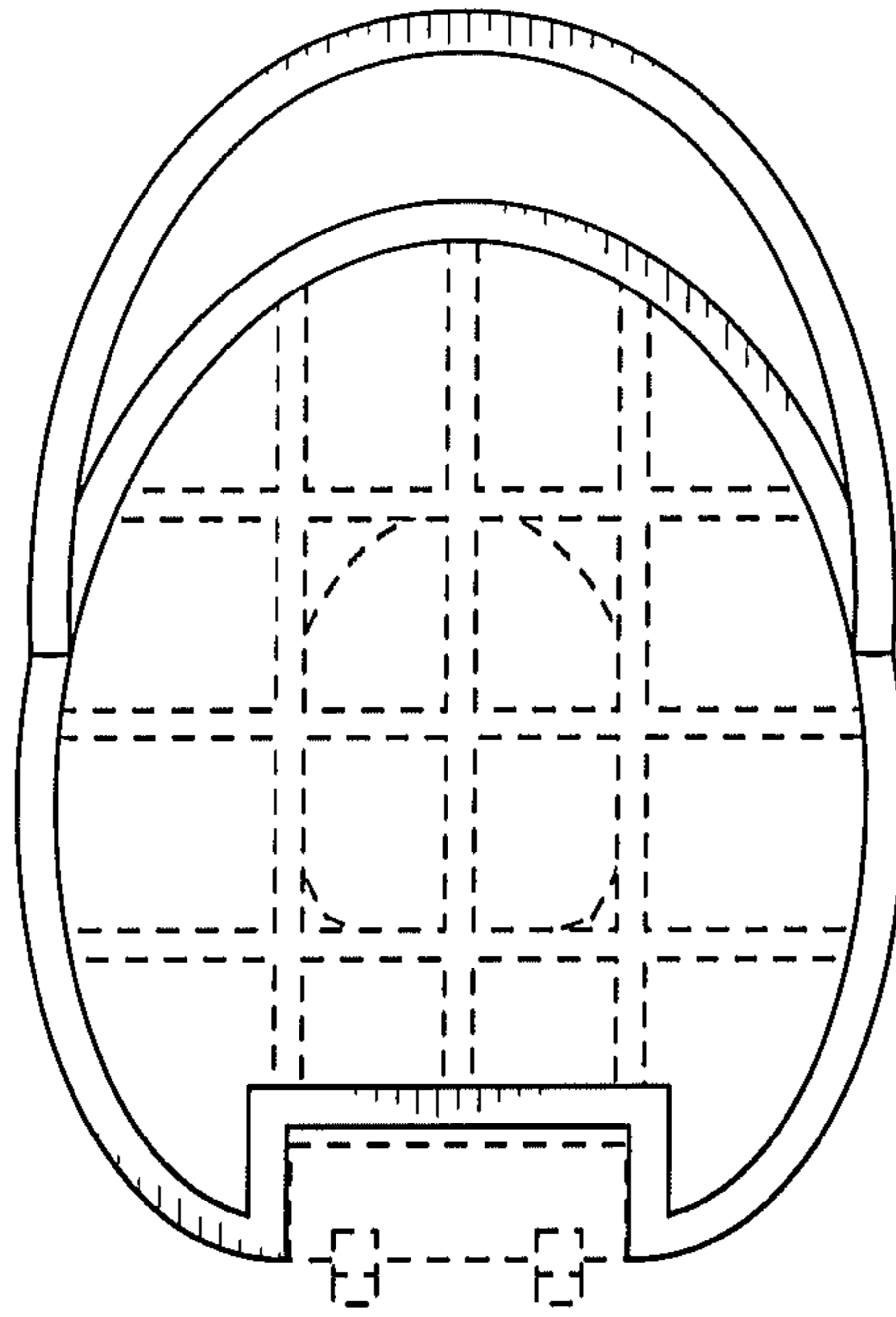


FIG. 6

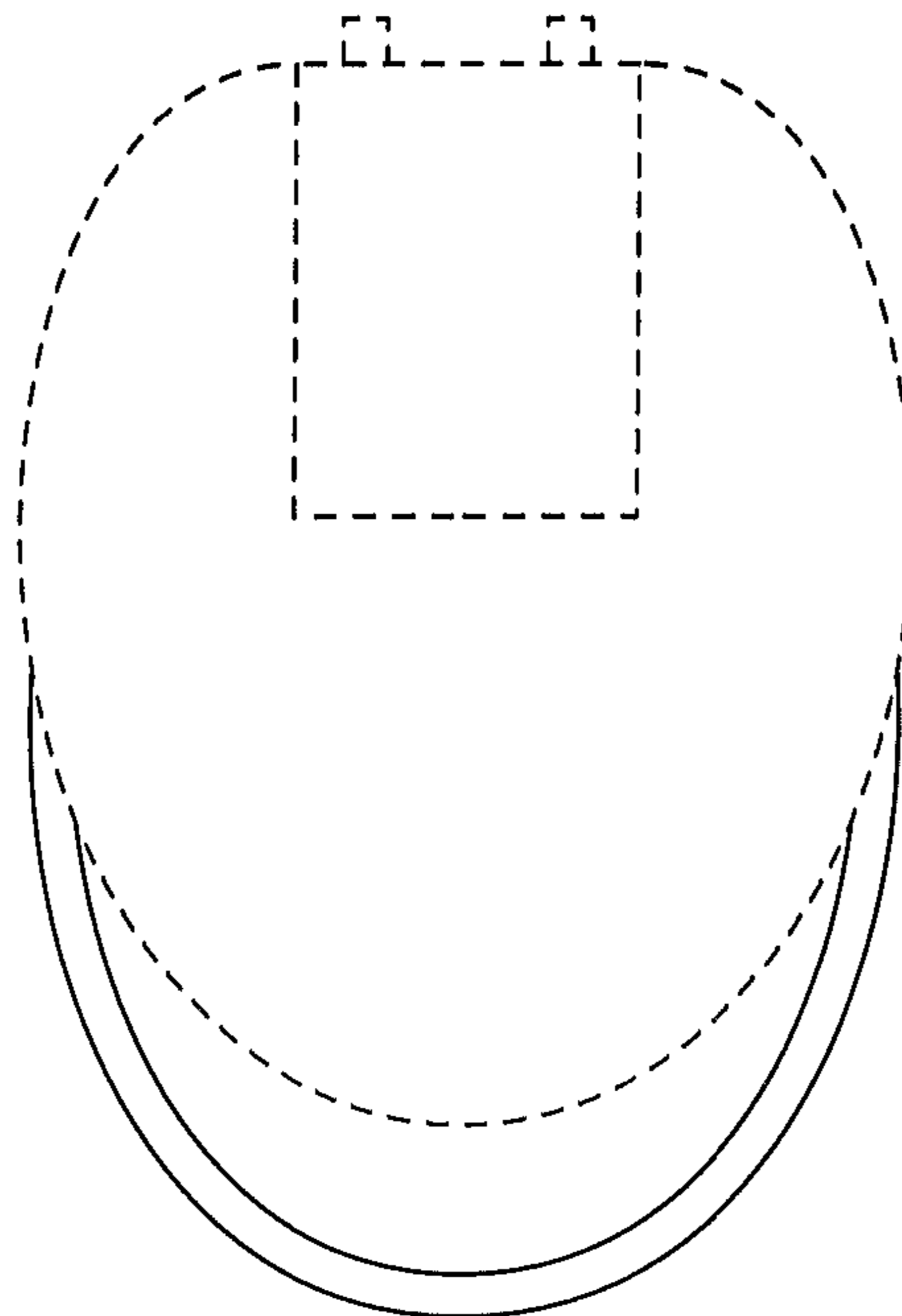


FIG. 7