



US00D690102S

(12) **United States Design Patent**
Yueh

(10) **Patent No.:** **US D690,102 S**

(45) **Date of Patent:** **** Sep. 24, 2013**

(54) **CARRYING BAG**

(75) Inventor: **Chin-Huei Yueh**, Taipei (TW)

(73) Assignee: **Hannspree, Inc.**, New Taipei (TW)

(**) Term: **14 Years**

(21) Appl. No.: **29/432,252**

(22) Filed: **Sep. 14, 2012**

(30) **Foreign Application Priority Data**

Aug. 15, 2012 (TW) 101304770

(51) **LOC (9) Cl.** **03-01**

(52) **U.S. Cl.**
USPC **D3/238; D3/234**

(58) **Field of Classification Search**
USPC D3/234, 238; 150/100, 103-110,
150/113-114, 117-119

See application file for complete search history.

(56) **References Cited**

U.S. PATENT DOCUMENTS

1,756,048	A *	4/1930	Williams	150/107
2,504,551	A *	4/1950	Levinson	150/111
2,591,379	A *	4/1952	Schradermeier	150/113
D335,027	S *	4/1993	Flood	D3/238
D358,476	S *	5/1995	Winkos	D3/238
D372,357	S *	8/1996	Woods	D3/235
D617,095	S *	6/2010	Braccialini	D3/238

* cited by examiner

Primary Examiner — Holly Baynham

(74) *Attorney, Agent, or Firm* — Schmeiser, Olsen & Watts, LLP

(57) **CLAIM**

I claim; the ornamental design for carrying bag, as shown and described.

DESCRIPTION

FIG. 1 is a front perspective view of a carrying bag showing the new design;

FIG. 2 is a front elevational view thereof;

FIG. 3 is a rear elevational view thereof;

FIG. 4 is a left side elevational view thereof;

FIG. 5 is a right side elevational view thereof;

FIG. 6 is a top plan view thereof;

FIG. 7 is a bottom plan view thereof;


FIG. 8 is another perspective view thereof with a strap shown in broken lines with the carrying bag;

FIG. 9 is a front elevational view thereof with a device shown in broken lines partially inserted within the carrying bag; and,

FIG. 10 is another perspective view thereof with a hand shown in broken lines inserted within the bottom of the carrying bag.

The broken lines showing a strap, a device and a hand are for the purposes of illustrating environment and form no part of the claimed design.

1 Claim, 10 Drawing Sheets






FIG.1

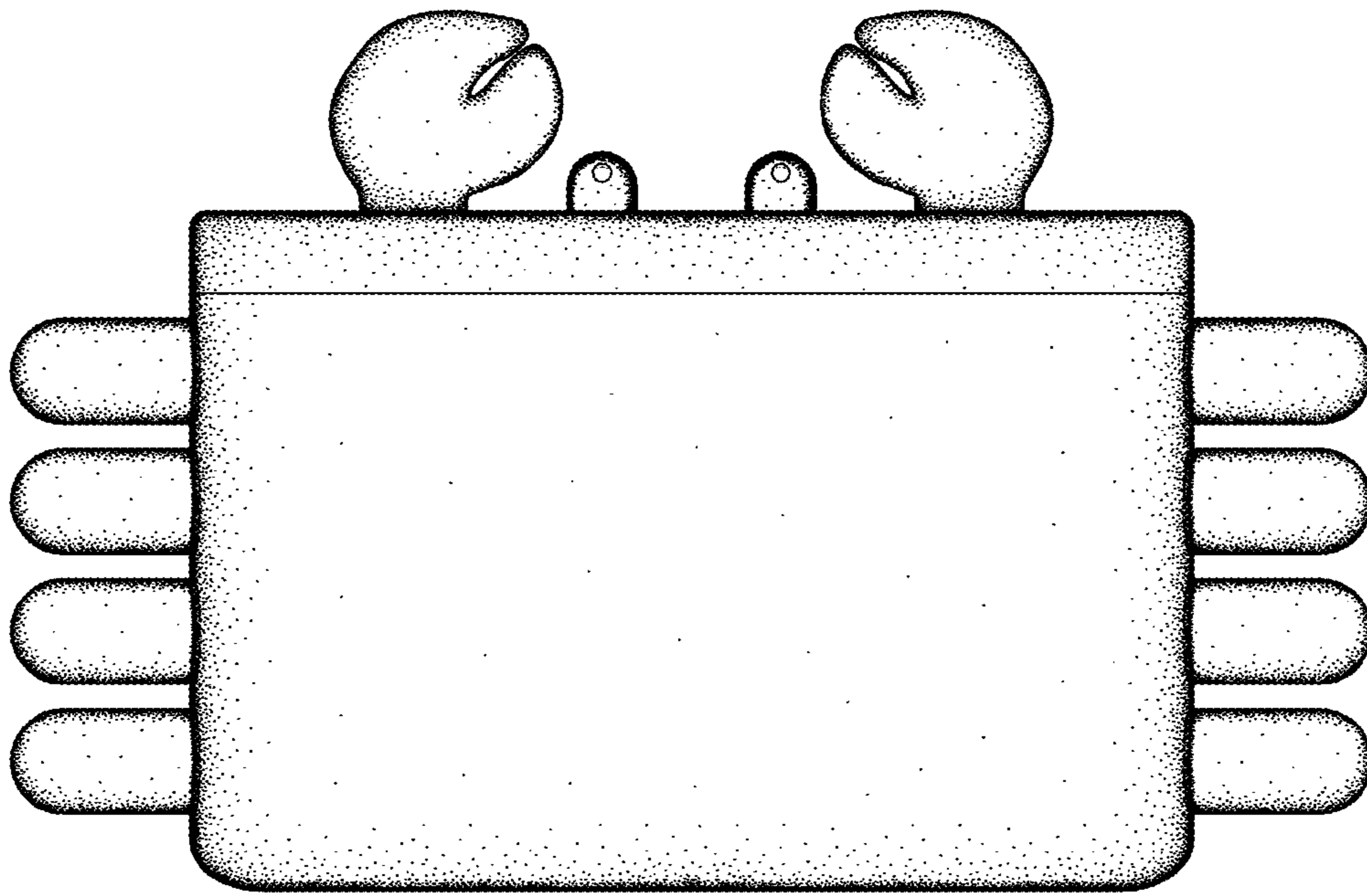


FIG. 2

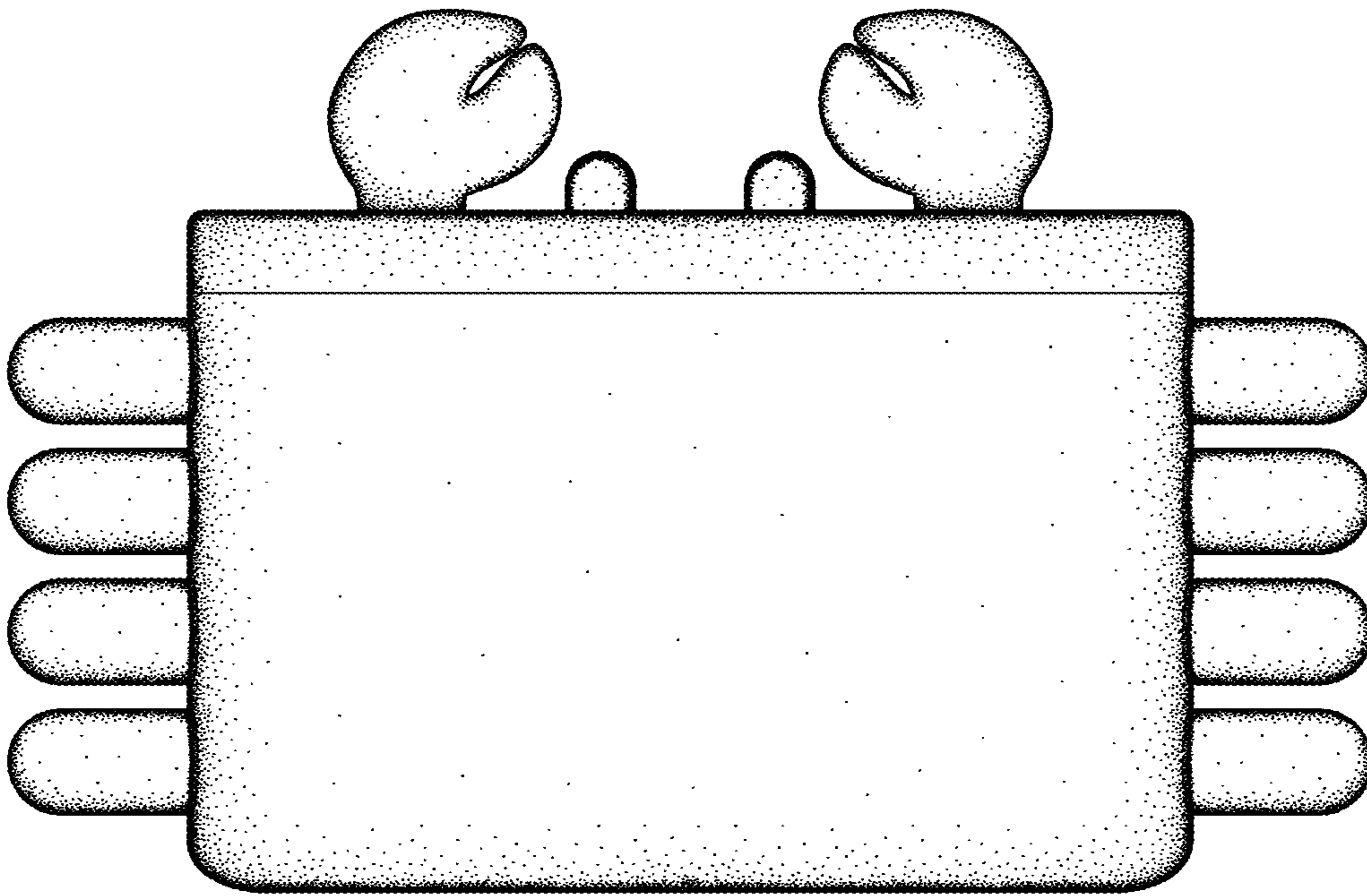


FIG.3




FIG.4



FIG.5

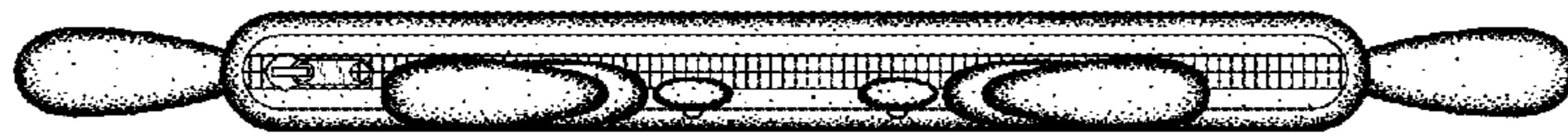


FIG.6




FIG.7

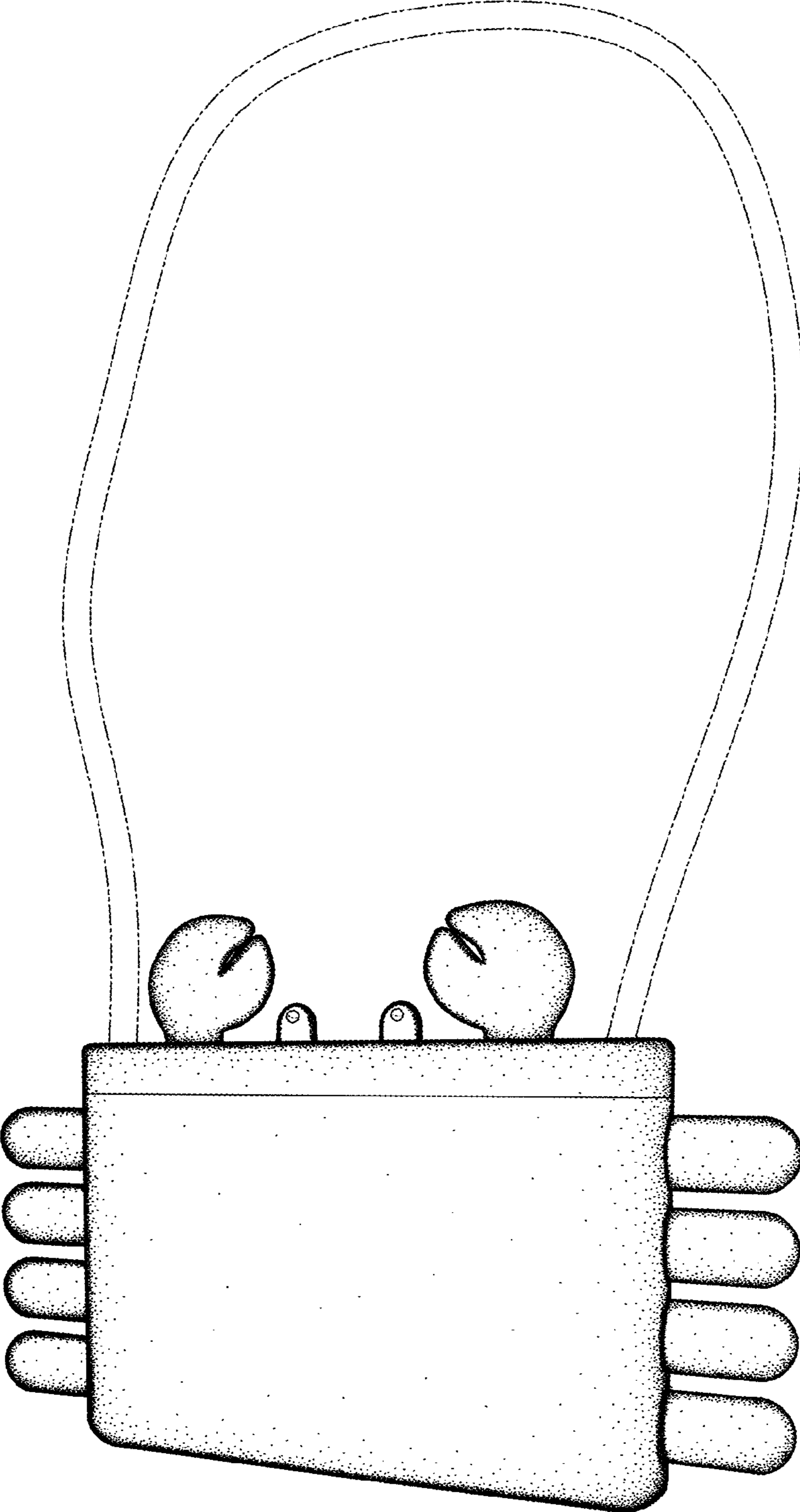


FIG.8

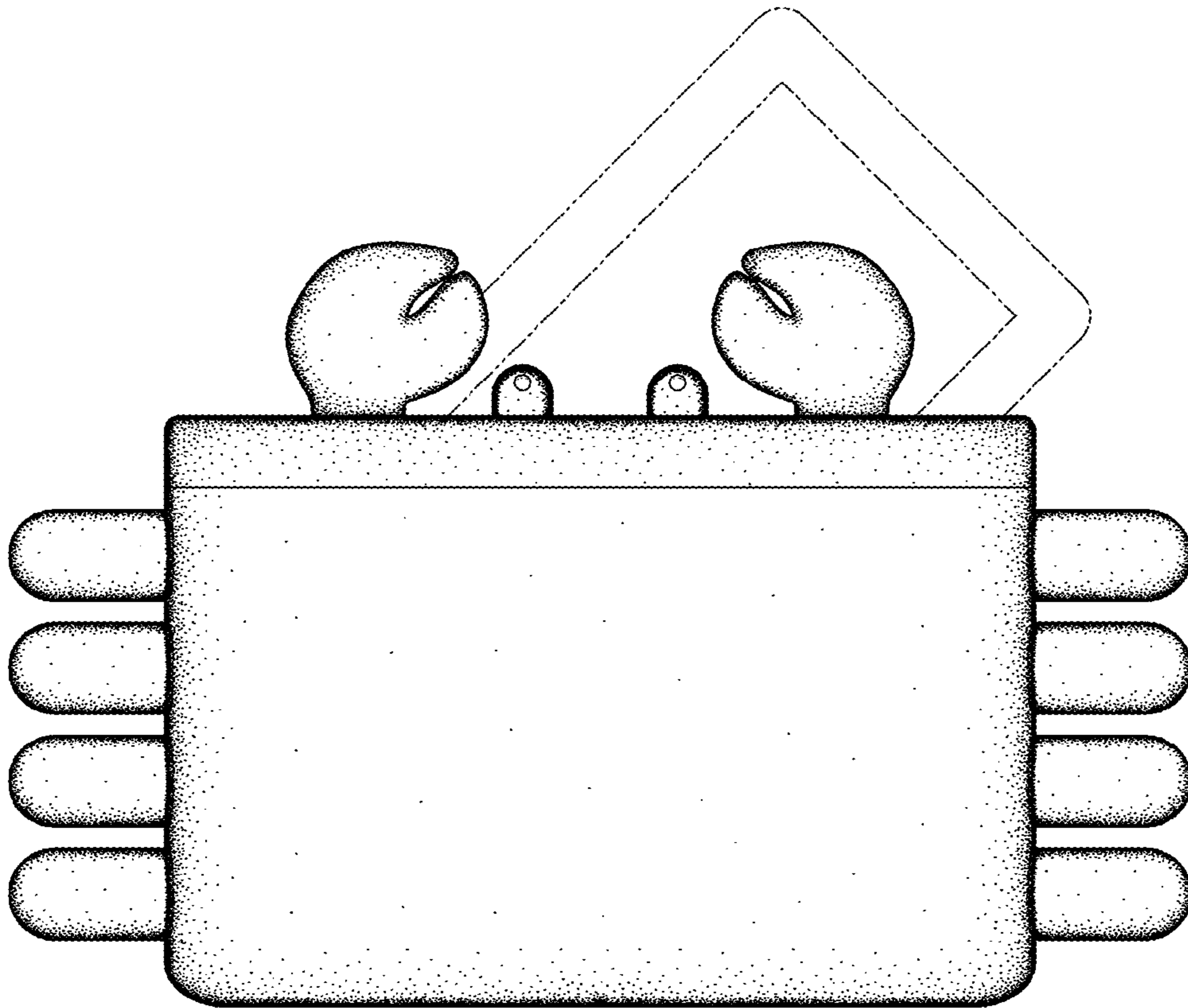


FIG.9

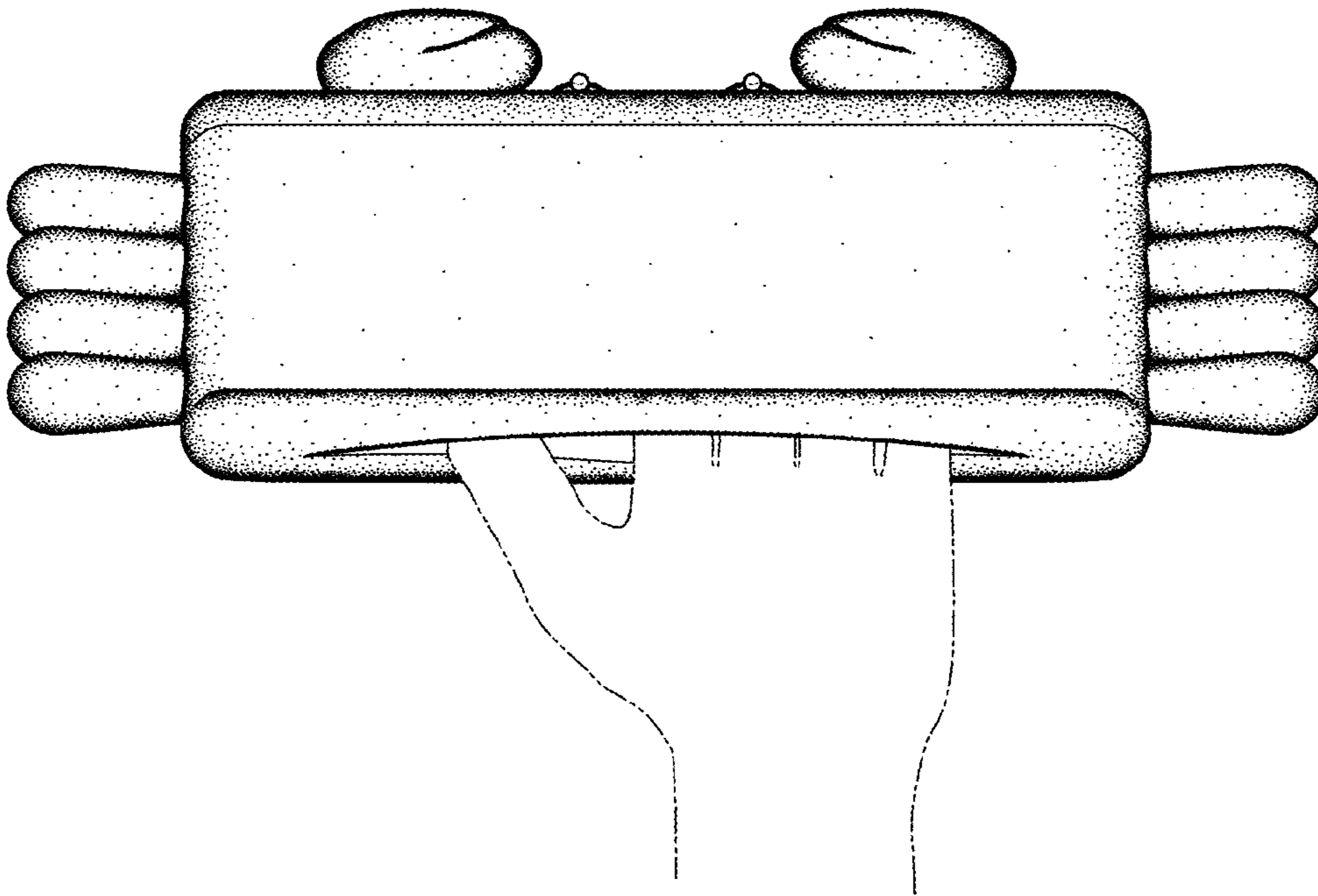


FIG. 10