



US00D690098S

(12) **United States Design Patent**
Murchison et al.

(10) **Patent No.:** **US D690,098 S**

(45) **Date of Patent:** **** Sep. 24, 2013**

(54) **ELECTRONIC DEVICE POCKET**

(75) Inventors: **Ian James Murchison**, Toronto (CA);
Rohan Siddhartha Thakar, Waterloo (CA)

(73) Assignee: **BlackBerry Limited**, Waterloo, Ontario (CA)

(**) Term: **14 Years**

(21) Appl. No.: **29/414,132**

(22) Filed: **Feb. 24, 2012**

(51) **LOC (9) Cl.** **03-01**

(52) **U.S. Cl.**
USPC **D3/232**

(58) **Field of Classification Search**
USPC D3/303.3, 203.1, 203.5–203.6, 203.8,
D3/225–227, 299, 215, 218; 206/576, 701,
206/703, 320, 37–38, 235
See application file for complete search history.

(56) **References Cited**

U.S. PATENT DOCUMENTS

D245,649 S * 9/1977 Hughes D3/226
D260,323 S * 8/1981 Johnson D6/407

D621,618 S * 8/2010 Fahrendorff et al. D3/303
D648,536 S * 11/2011 Fahrendorff et al. D3/303
D660,593 S * 5/2012 Fahrendorff et al. D3/303
D666,821 S * 9/2012 Phillips et al. D3/303
D668,458 S * 10/2012 Lee et al. D3/303
D671,320 S * 11/2012 Phillips et al. D3/303
D672,148 S * 12/2012 Phillips et al. D3/303

* cited by examiner

Primary Examiner — Holly Baynham

(57) **CLAIM**

We claim the ornamental design for an electronic device pocket, as shown and described.

DESCRIPTION

FIG. 1 is a front perspective view of an electronic device pocket;
FIG. 2 is a front elevational view of the electronic device pocket;
FIG. 3 is a back elevational view thereof;
FIG. 4 is a right elevational view thereof;
FIG. 5 is a left elevational view thereof;
FIG. 6 is a top plan view thereof; and,
FIG. 7 is a bottom plan view thereof.

1 Claim, 5 Drawing Sheets

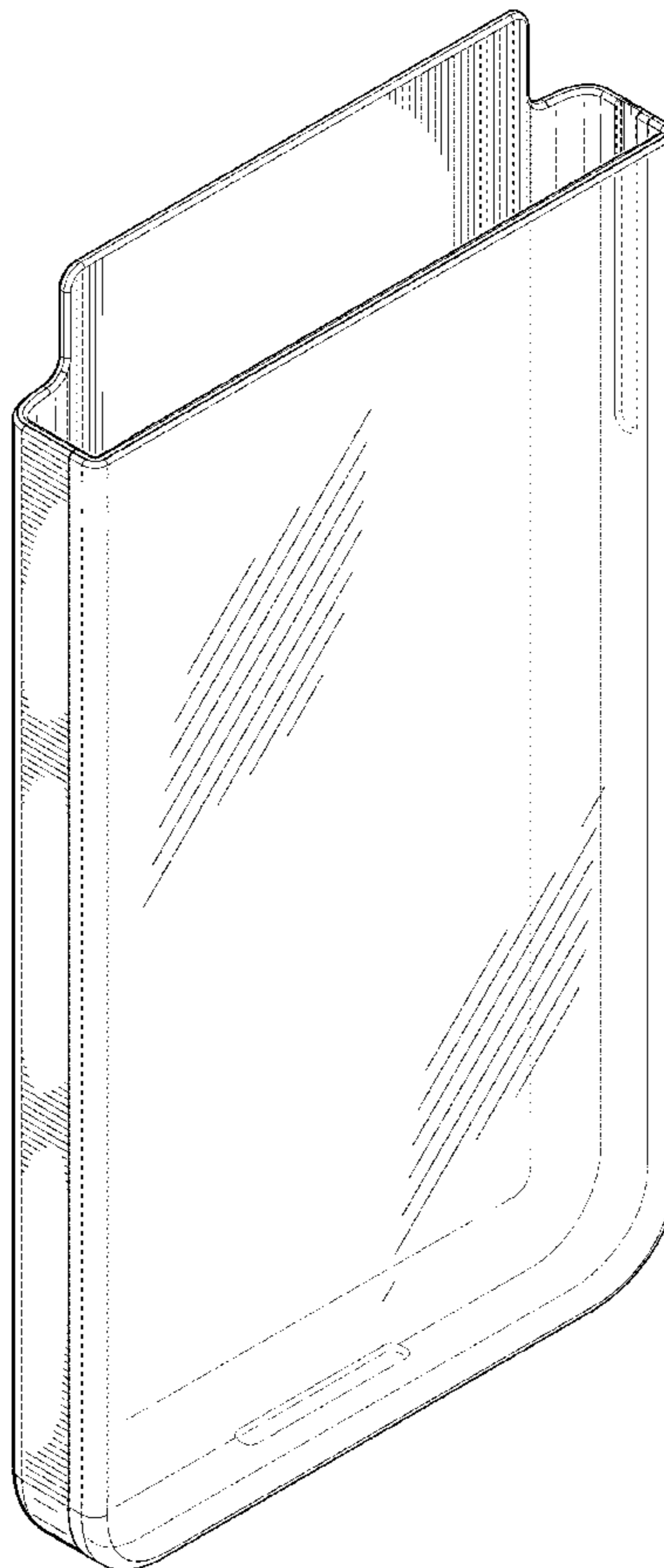


FIG. 1

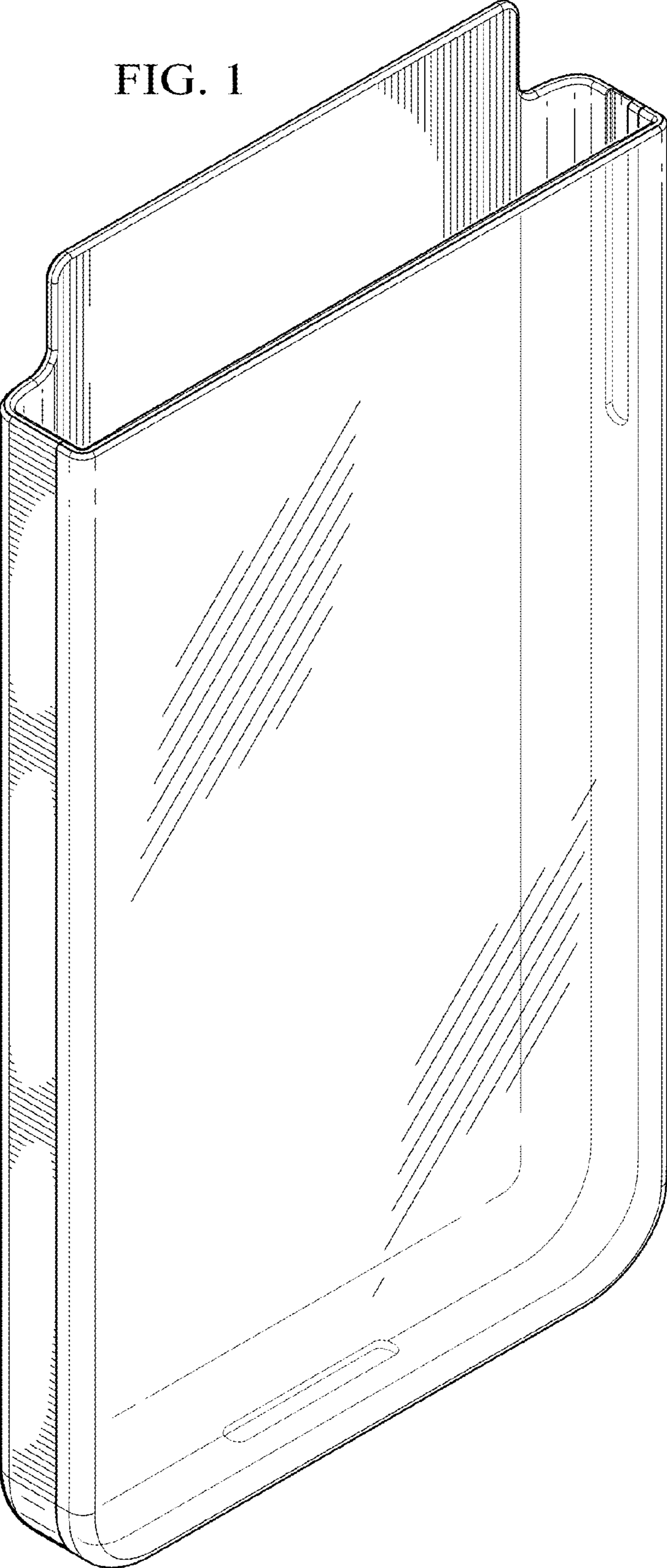


FIG. 2




FIG. 3




FIG. 4

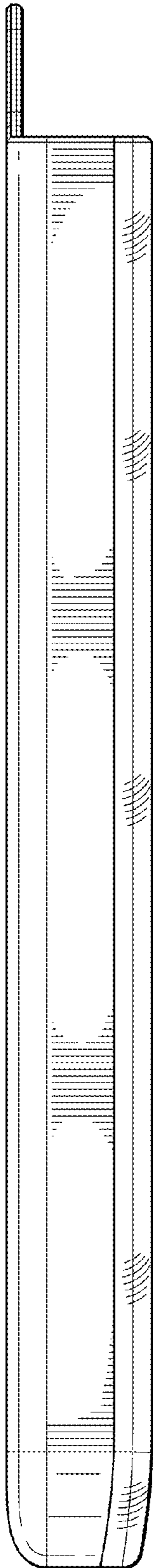


FIG. 5




FIG. 6



FIG. 7

