



US00D690092S

(12) **United States Design Patent**  
**Dombrow**

(10) **Patent No.:** **US D690,092 S**

(45) **Date of Patent:** **\*\* Sep. 24, 2013**

(54) **SHOE UPPER**

(75) Inventor: **David Dombrow**, Baltimore, MD (US)

(73) Assignee: **Under Armour, Inc.**, Baltimore, MD (US)

(\*\*) Term: **14 Years**

(21) Appl. No.: **29/410,882**

(22) Filed: **Jan. 13, 2012**

(51) **LOC (9) Cl.** ..... **02-99**

(52) **U.S. Cl.**  
USPC ..... **D2/972**

(58) **Field of Classification Search**  
USPC ..... D2/902, 906-908, 944, 947, 969,  
D2/972-974; 36/45, 50.1, 77 M, 77 R, 83,  
36/88, 113, 114, 126-131  
See application file for complete search history.

(56) **References Cited**

U.S. PATENT DOCUMENTS

|              |         |         |       |        |
|--------------|---------|---------|-------|--------|
| D499,875 S * | 12/2004 | Lozano  | ..... | D2/972 |
| D504,012 S * | 4/2005  | Fullum  | ..... | D2/972 |
| D524,529 S * | 7/2006  | Hlavacs | ..... | D2/972 |
| D544,699 S * | 6/2007  | Link    | ..... | D2/972 |
| D548,948 S * | 8/2007  | Hui     | ..... | D2/972 |

|              |         |               |       |        |
|--------------|---------|---------------|-------|--------|
| D577,481 S * | 9/2008  | Teteriatnikov | ..... | D2/969 |
| D579,186 S * | 10/2008 | Mervar et al. | ..... | D2/969 |
| D594,203 S * | 6/2009  | Banik et al.  | ..... | D2/969 |
| D636,591 S * | 4/2011  | Miner         | ..... | D2/972 |
| D642,787 S * | 8/2011  | Lee           | ..... | D2/972 |
| D645,648 S * | 9/2011  | Lonigan       | ..... | D2/969 |

\* cited by examiner

*Primary Examiner* — Dominic Simone

(74) *Attorney, Agent, or Firm* — Wesley W. Muller; Mike Grendzynski

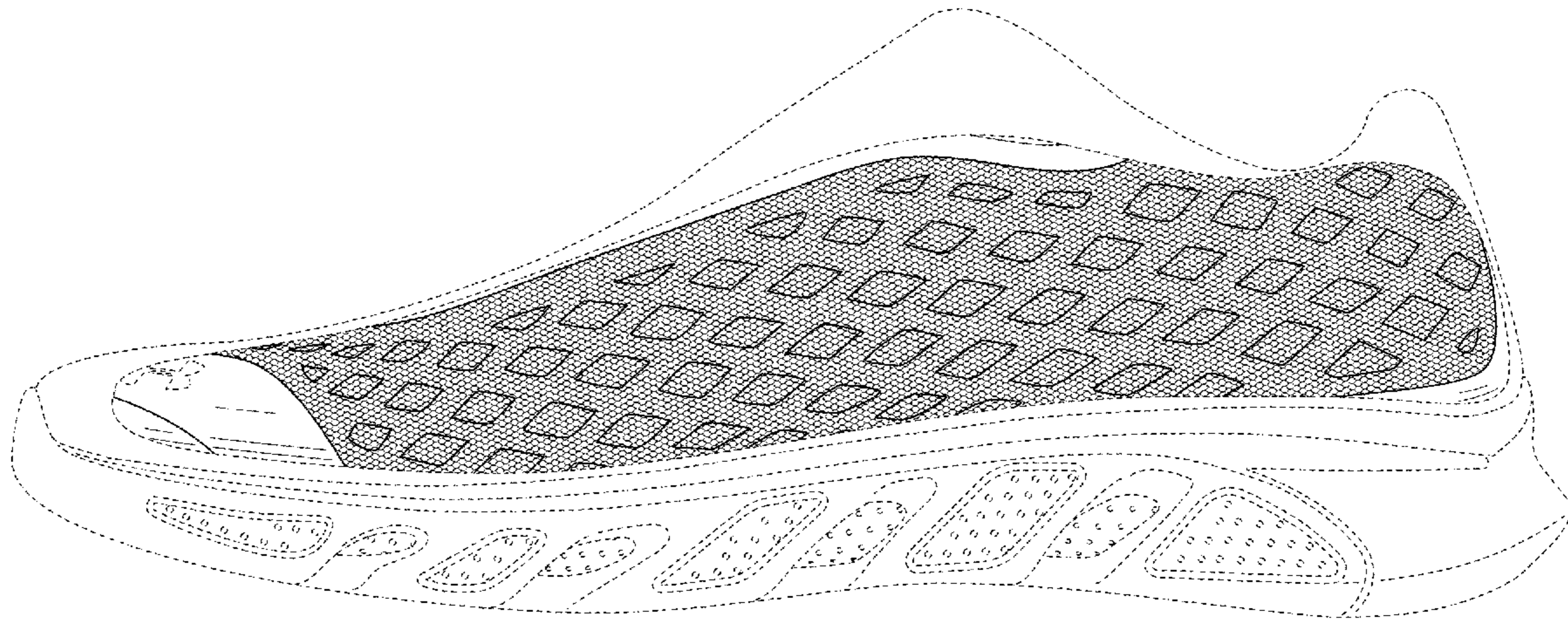
(57) **CLAIM**

The ornamental design for a shoe upper, as shown and described.

**DESCRIPTION**

FIG. 1 is a perspective view of a shoe upper according to the present invention;  
FIG. 2 is a left side view of the shoe upper of FIG. 1;  
FIG. 3 is a front perspective view of the shoe upper of FIG. 1;  
FIG. 4 is a rear perspective view of the shoe upper of FIG. 1; and,  
FIG. 5 is a top view of the shoe upper of FIG. 1.  
The broken lines in the figures merely illustrate the environment for the shoe upper of the present design and therefore form no part of the claimed design.

**1 Claim, 4 Drawing Sheets**



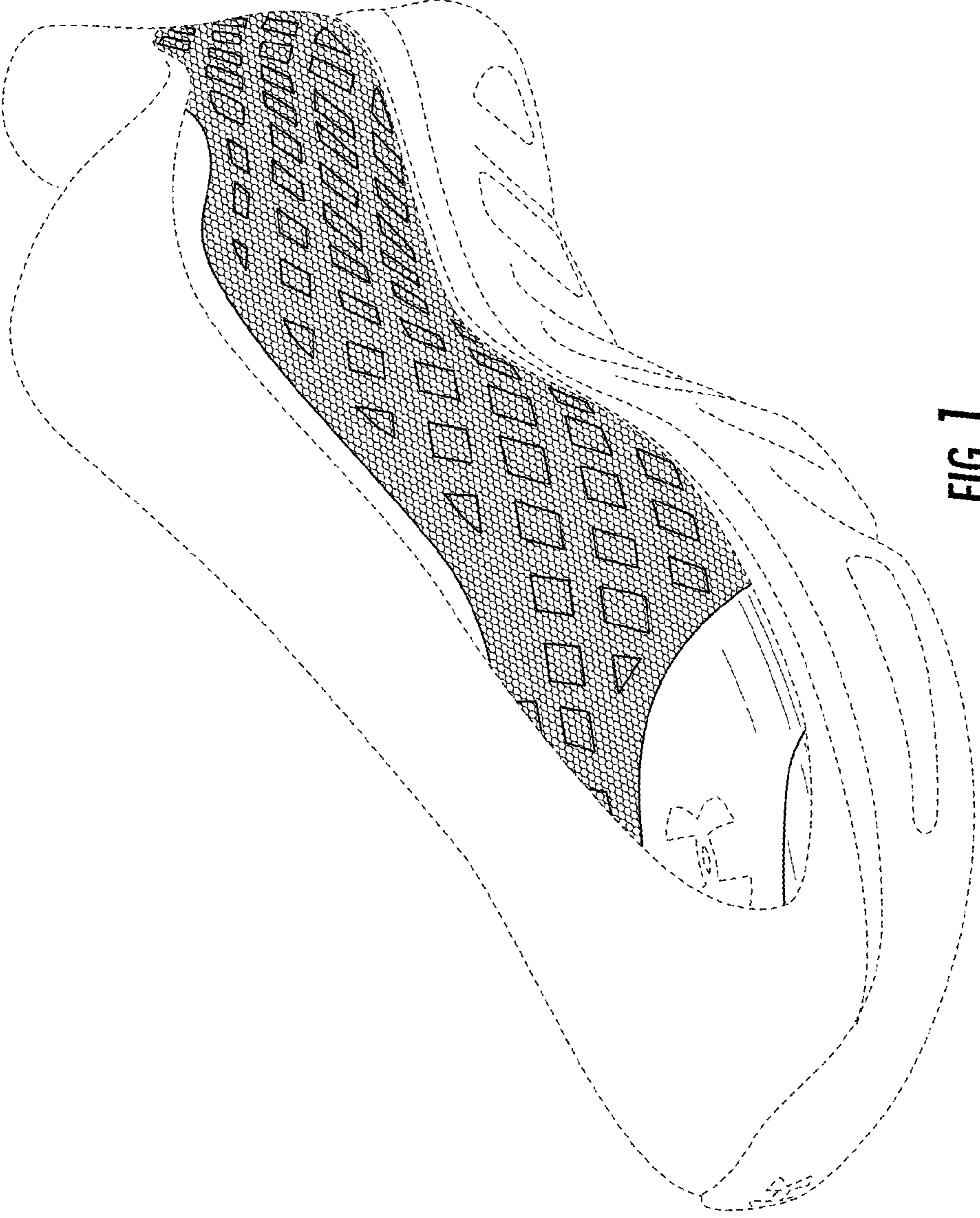


FIG. 1



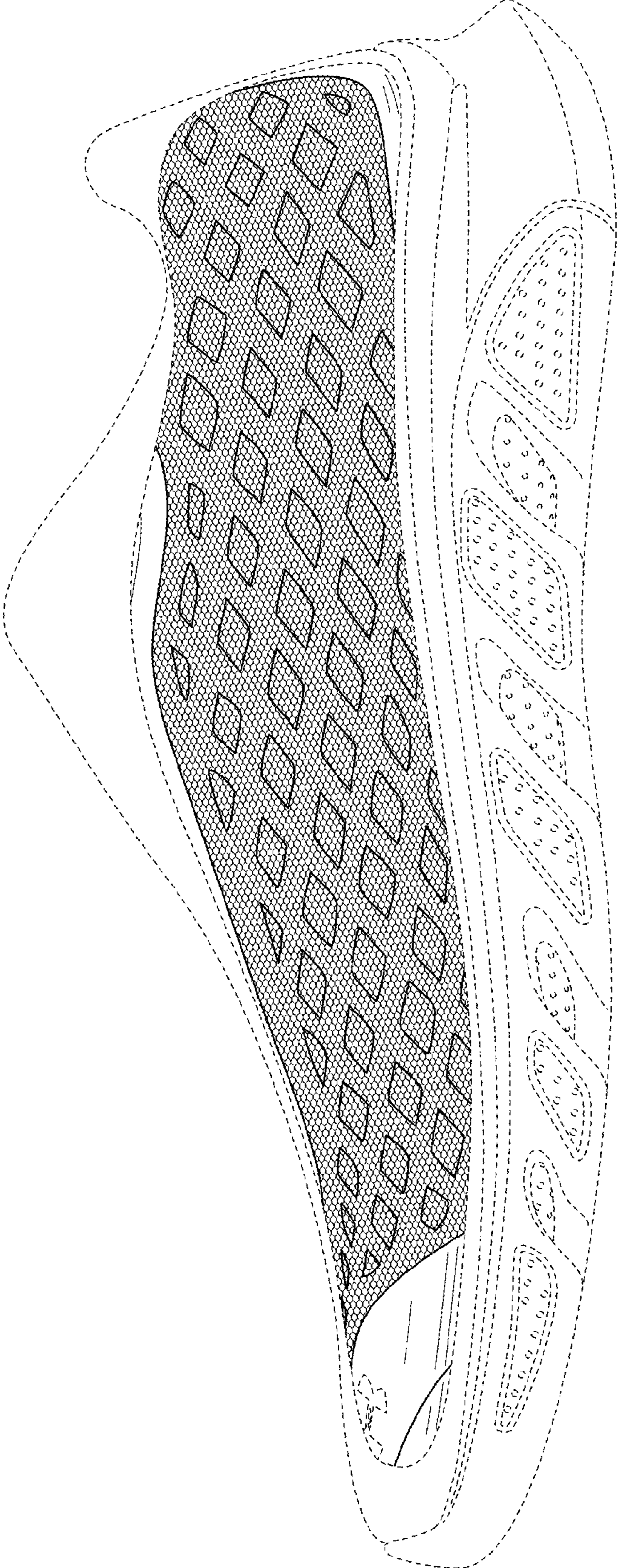


FIG. 2

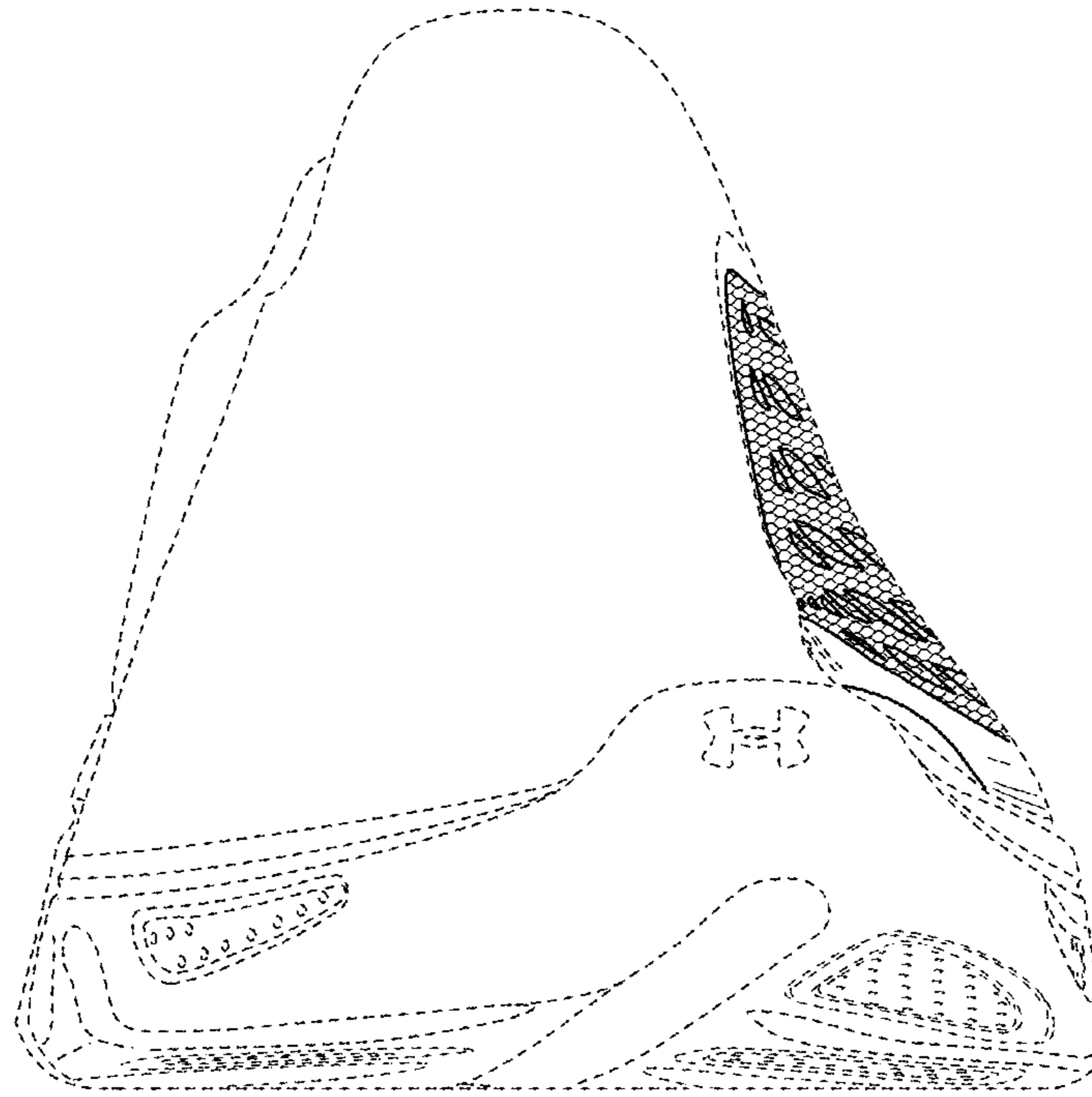


FIG. 3

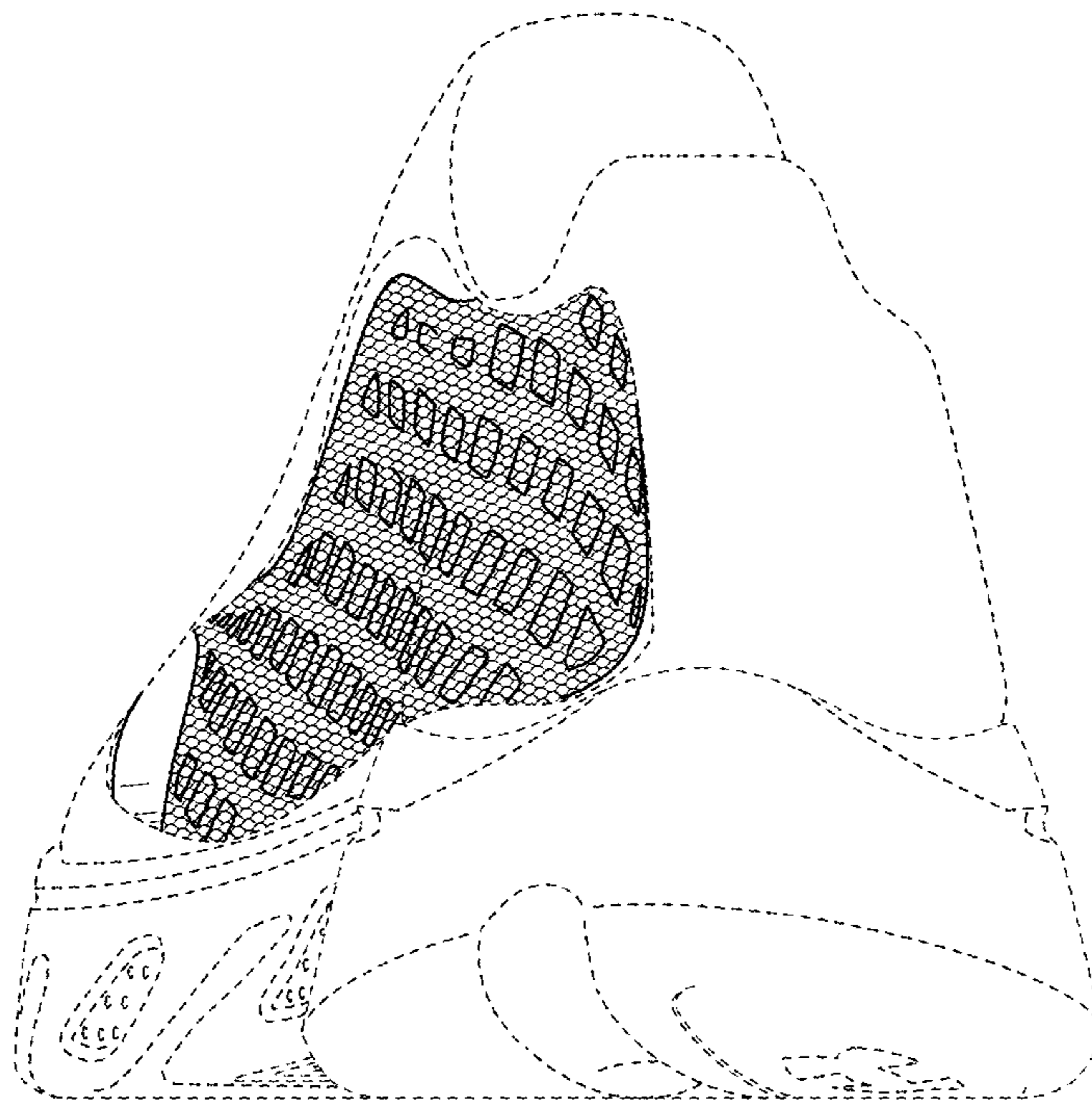


FIG. 4



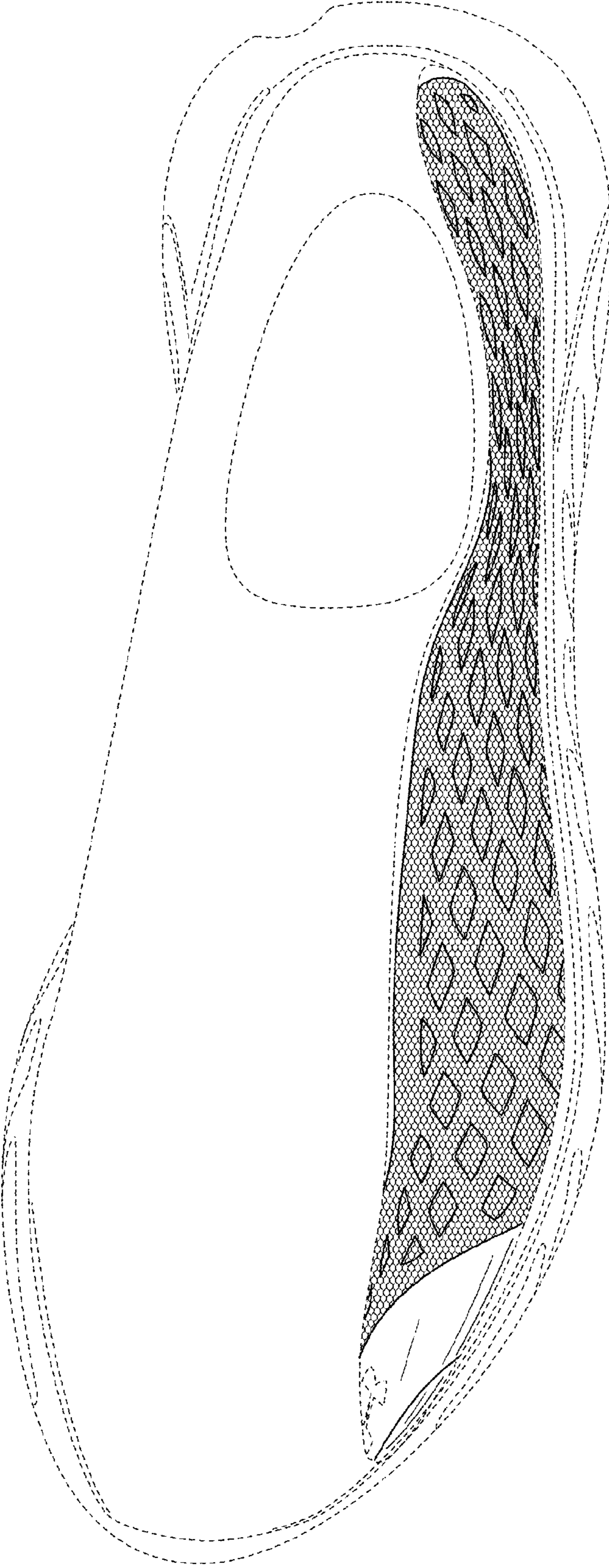


FIG. 5