

US00D690089S

(12) **United States Design Patent**
Grott et al.

(10) **Patent No.:** **US D690,089 S**

(45) **Date of Patent:** **** Sep. 24, 2013**

(54) **GOLF SHOE OUTSOLE**

(75) Inventors: **Marco Aurelio Grott**, San Marcos, CA (US); **Ernie Rustam**, Oceanside, CA (US); **Gerald Kutzt**, San Diego, CA (US); **June Cate**, Chula Vista, CA (US)

(73) Assignee: **Taylor Made Golf Company, Inc.**, Carlsbad, CA (US)

(**) Term: **14 Years**

(21) Appl. No.: **29/424,357**

(22) Filed: **Jun. 11, 2012**

(51) **LOC (9) Cl.** **02-04**

(52) **U.S. Cl.**
USPC **D2/957**; D2/951; D2/959

(58) **Field of Classification Search**
USPC D2/902, 906, 908, 916, 918, 925, D2/946-962, 977; 36/3 B, 22 R, 24.5, 25 R, 36/28, 32 R, 34 R, 59 C, 67 A, 103
See application file for complete search history.

(56) **References Cited**

U.S. PATENT DOCUMENTS

D292,443 S	10/1987	Ihlenburg	
D347,105 S *	5/1994	Johnson	D2/952
5,371,957 A	12/1994	Gaudio	
D380,889 S *	7/1997	Earle	D2/957
D390,347 S *	2/1998	Bathum	D2/954
D390,349 S *	2/1998	Murai et al.	D2/959
D401,747 S *	12/1998	Cessor	D2/960
D406,689 S *	3/1999	Murcia	D2/953
6,119,373 A *	9/2000	Gebhard et al.	36/114
D440,749 S *	4/2001	Rogers	D2/959
6,237,251 B1 *	5/2001	Litchfield et al.	36/25 R
D475,509 S *	6/2003	Avar	D2/947
D495,479 S *	9/2004	McDowell	D2/959
D496,778 S *	10/2004	Le	D2/959
D507,097 S *	7/2005	Sonnergren	D2/956
D509,948 S *	9/2005	Robinson et al.	D2/953

D515,290 S *	2/2006	Sonnergren	D2/954
D539,515 S *	4/2007	Robinson et al.	D2/951
D543,679 S *	6/2007	Edwards	D2/959
D548,440 S	8/2007	Ortley et al.	
D551,433 S *	9/2007	Loverin	D2/953
D560,885 S *	2/2008	Lane et al.	D2/953
D564,198 S	3/2008	Kutzt	
D567,490 S *	4/2008	Campbell et al.	D2/952
7,392,604 B2 *	7/2008	Greene et al.	36/97
D578,286 S *	10/2008	Hogan	D2/964
D580,136 S *	11/2008	St-Louis et al.	D2/952
D581,146 S *	11/2008	Lane, III	D2/954

(Continued)

Primary Examiner — T. Chase Nelson

(74) *Attorney, Agent, or Firm* — Klarquist Sparkman, LLP

(57) **CLAIM**

We claim the ornamental design for a golf shoe outsole, as shown and described.

DESCRIPTION

FIG. 1 is a perspective view of a golf shoe outsole as viewed from the rear and one side thereof, according to one embodiment.

FIG. 2 is a front elevation view of the golf shoe outsole of FIG. 1.

FIG. 3 is a rear elevation view of the golf shoe outsole of FIG. 1.

FIG. 4 is a side elevation view of the golf shoe outsole of FIG. 1.

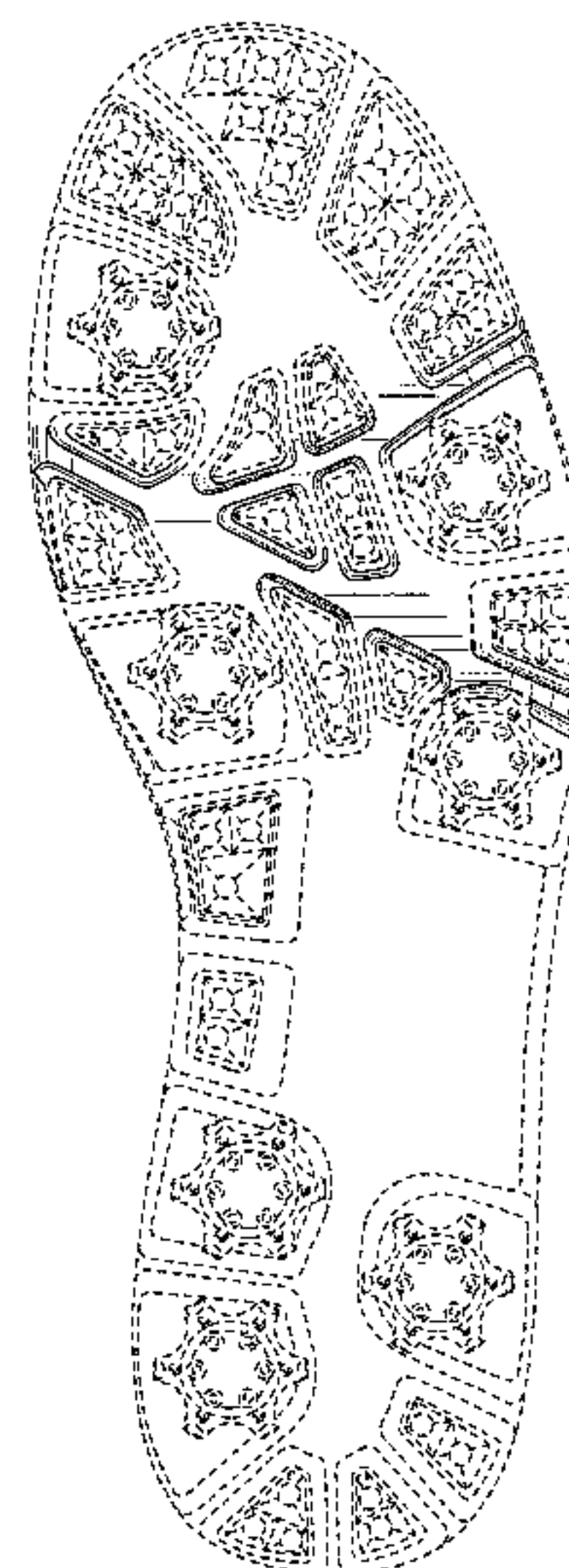
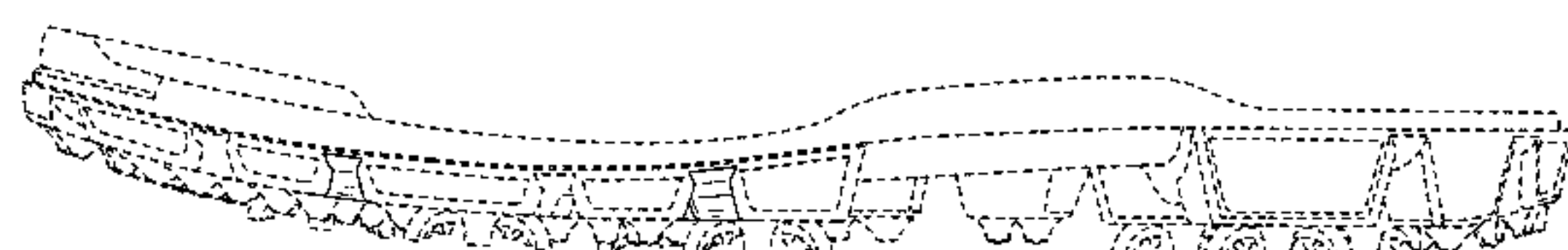
FIG. 5 is a side elevation view of the golf shoe outsole of FIG. 1, from the side opposite FIG. 4.

FIG. 6 is a top plan view of the golf shoe outsole of FIG. 1; and,

FIG. 7 is a bottom plan view of the golf shoe outsole of FIG. 1.

The dashed lines in the drawings are for purpose of illustrating unclaimed portions of the golf shoe outsole, and form no part of the claimed design.

1 Claim, 5 Drawing Sheets



(56)

References Cited

U.S. PATENT DOCUMENTS

D586,989 S * 2/2009 Dave et al. D2/956
 D587,441 S * 3/2009 Lane et al. D2/956
 D593,736 S * 6/2009 Mochen et al. D2/954
 D593,738 S * 6/2009 McClaskie D2/956
 D595,945 S * 7/2009 Mochen D2/969
 D601,785 S * 10/2009 Lane et al. D2/953
 D607,635 S * 1/2010 Lane et al. D2/953
 D608,081 S * 1/2010 Bacon et al. D2/954
 D609,893 S 2/2010 Kuhtz
 7,685,745 B2 3/2010 Kuhtz et al.
 D631,234 S 1/2011 Kasprzak
 D632,466 S 2/2011 Kasprzak
 7,905,034 B2 * 3/2011 Robinson et al. 36/127
 D636,157 S * 4/2011 Nascimento D2/951

8,099,880 B2 * 1/2012 Brewer et al. 36/30 R
 D654,680 S * 2/2012 Mochen D2/969
 D661,075 S * 6/2012 Bacon et al. D2/960
 D663,934 S * 7/2012 Bacon D2/969
 D664,344 S * 7/2012 Bacon et al. D2/969
 D667,204 S * 9/2012 Campbell et al. D2/947
 D667,205 S * 9/2012 Campbell et al. D2/953
 8,286,371 B2 * 10/2012 Baker et al. 36/67 A
 D670,490 S * 11/2012 McClaskie D2/957
 D671,726 S * 12/2012 Petrie D2/960
 8,356,428 B2 * 1/2013 Auger et al. 36/102
 2006/0213088 A1 * 9/2006 Grove et al. 36/100
 2010/0139129 A1 6/2010 Kuhtz et al.
 2011/0146108 A1 6/2011 Grott et al.
 2012/0233887 A1 * 9/2012 Baker et al. 36/103

* cited by examiner

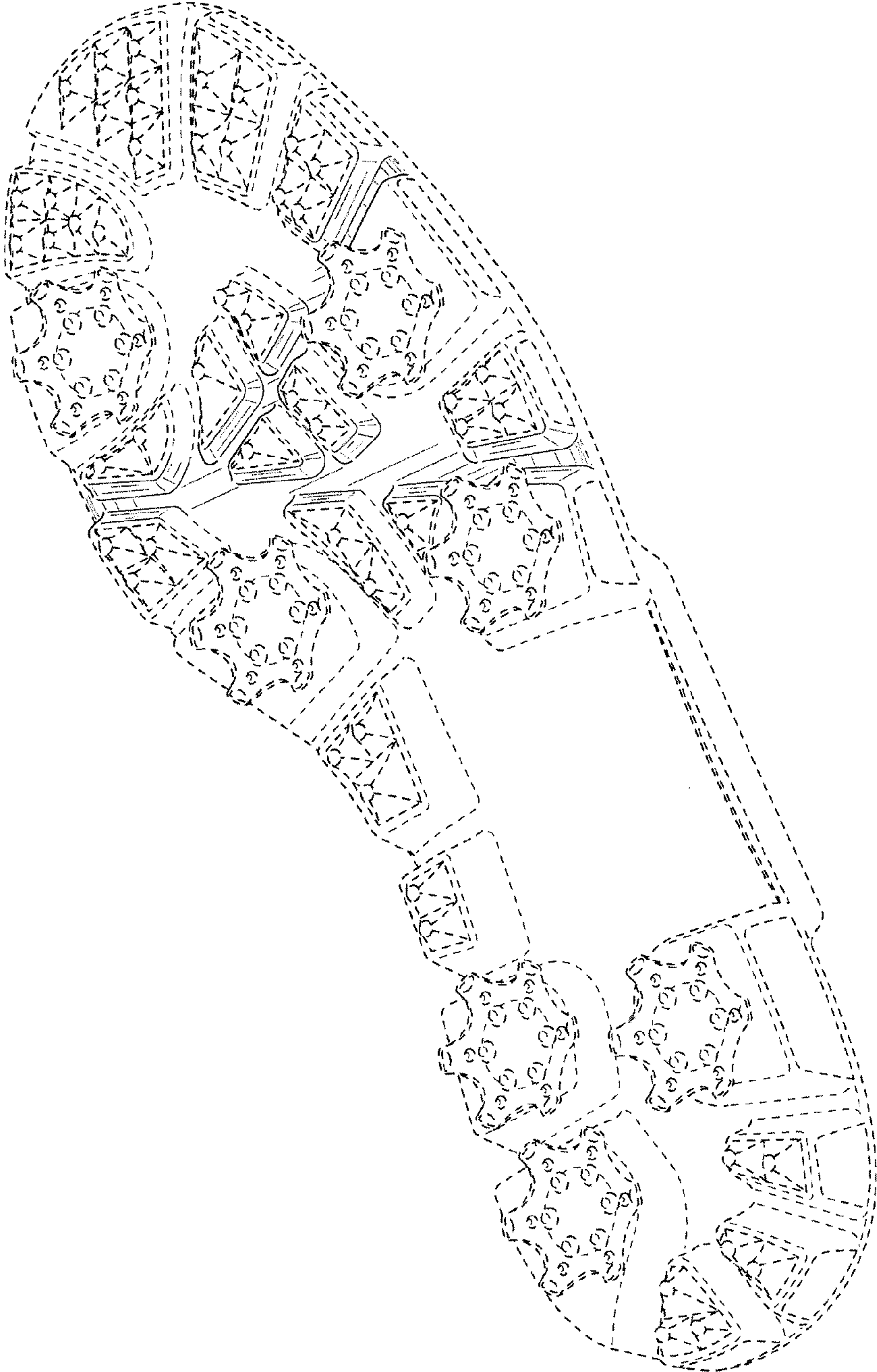


FIG. 1

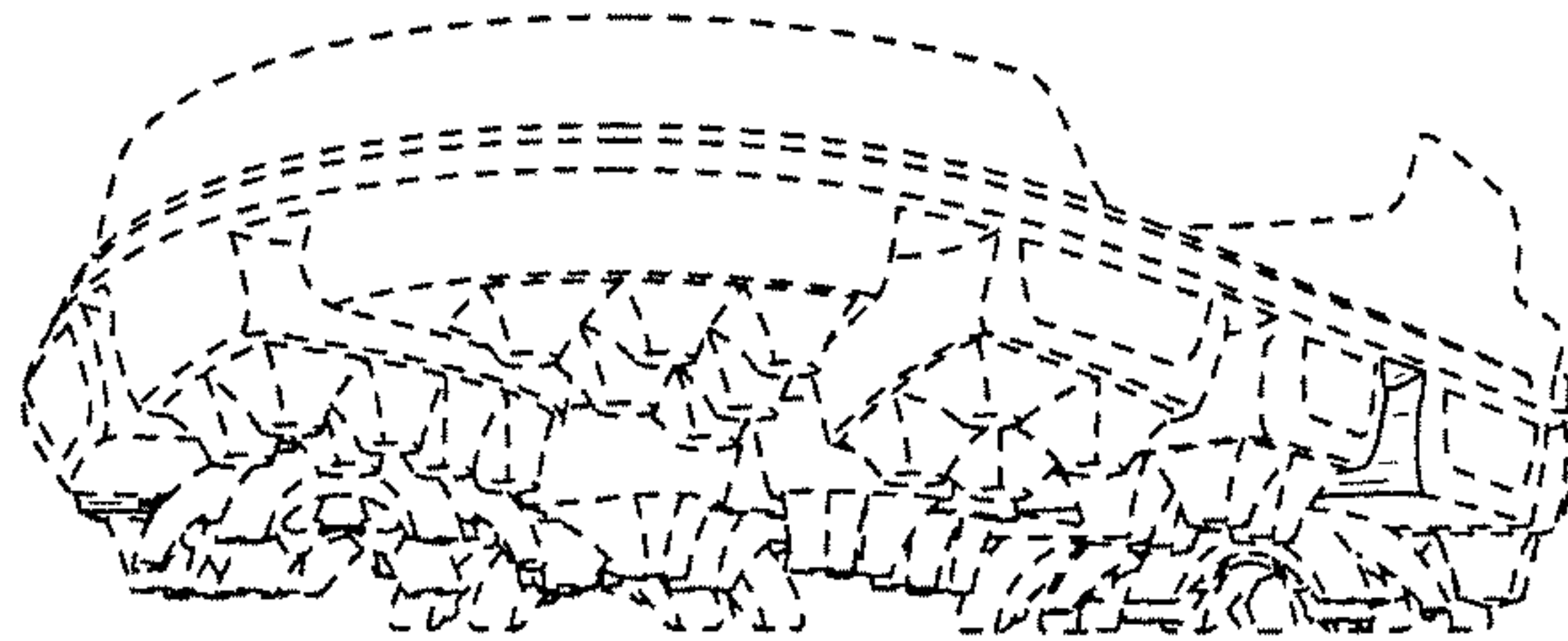


FIG. 2




FIG. 3




FIG. 4

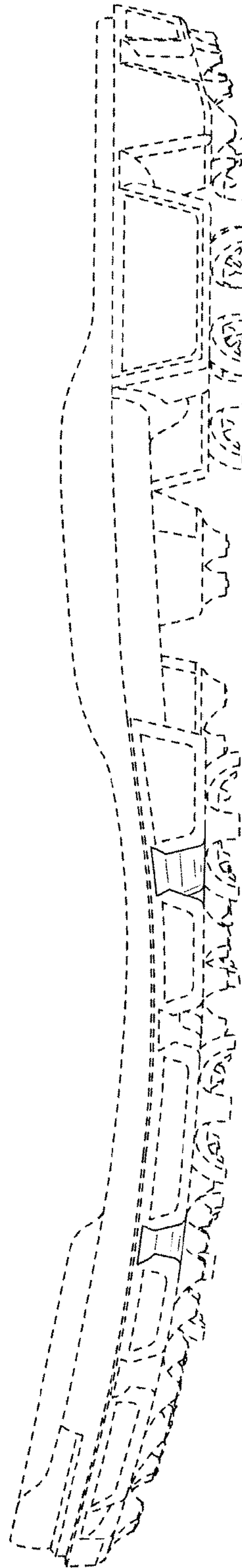


FIG. 5

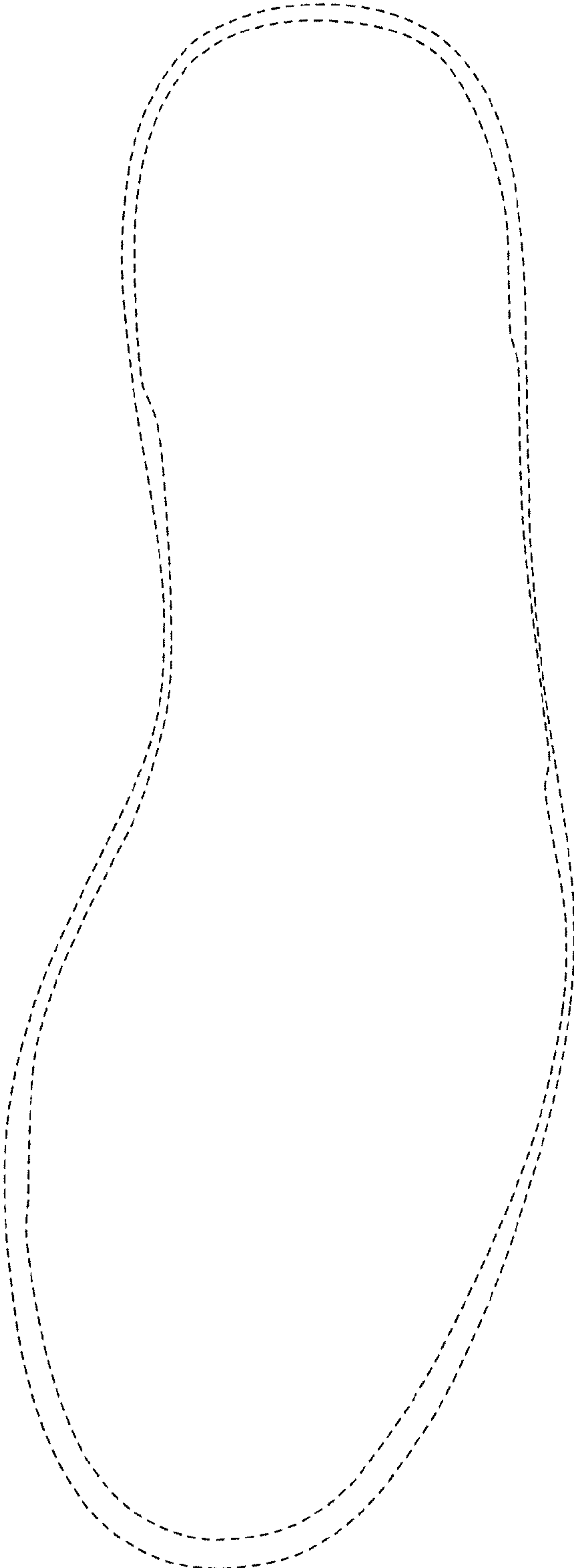


FIG. 6



FIG. 7