

US00D690086S

(12) **United States Design Patent**
Estes

(10) **Patent No.:** **US D690,086 S**

(45) **Date of Patent:** **** Sep. 24, 2013**

(54) **SHIRT WITH CELL PHONE POCKETS**

(76) Inventor: **Mark A. Estes**, Rochester, IN (US)

(**) Term: **14 Years**

(21) Appl. No.: **29/401,350**

(22) Filed: **Sep. 11, 2011**

(51) **LOC (9) Cl.** **02-02**

(52) **U.S. Cl.**

USPC **D2/840**

(58) **Field of Classification Search**

USPC D2/700-704, 707-712, 714, 716,
D2/717, 718, 720, 724, 739, 761, 803, 806,
D2/811, 819, 823, 828, 829, 830, 831, 836,
D2/837, 839-844, 845-849, 853, 854, 857,
D2/858, 860, 863, 864; 2/2.17, 46, 51, 77,
2/78.1, 80, 83, 94, 95, 102, 104, 106, 108,
2/112, 114, 115, 243.1, 247, 248, 250, 263,
2/265, 266, 275, 455, 461, 462, 463, 721,
2/900, 48, 69.5, 92, 103, 107, 122, 249, 49.2;
112/439; 66/25, 36, 40

See application file for complete search history.

(56) **References Cited**

U.S. PATENT DOCUMENTS

D68,900 S	8/1925	Breier	
D111,803 S	10/1938	Bailey	
D113,802 S *	3/1939	Coleman	D2/797
D114,430 S *	4/1939	Shelton	D2/797
D122,974 S *	10/1940	Donahue	D2/740
D147,175 S *	7/1947	Guttman	D2/717
D147,177 S *	7/1947	Guttman	D2/717
D153,045 S	2/1948	Spector	
2,728,080 A *	12/1955	Beard	2/113
2,750,595 A *	6/1956	Hollinger	2/113
3,296,627 A *	1/1967	Beard et al.	2/113
D235,590 S	7/1975	Naumovski	
4,365,355 A *	12/1982	Off et al.	2/247

4,825,471 A 5/1989 Jennings
D367,154 S * 2/1996 Beck D2/717
D373,673 S 9/1996 Colling

(Continued)

OTHER PUBLICATIONS

50+ Free Awesome T-shirt Templates, [online], published on Jan. 3, 2011, retrieved on Apr. 10, 2013. Retrieved from, <URL: <http://skyje.com/t-shirt-templates/>>, 1 page.*

(Continued)

Primary Examiner — Ian Simmons

Assistant Examiner — Shannon Weekley

(74) *Attorney, Agent, or Firm* — QuickPatents; Kevin Prince

(57) **CLAIM**

I claim the ornamental design for a shirt with cell phone pockets, as shown and described.

DESCRIPTION

FIG. 1 is a front perspective view of a shirt with cell phone pockets, showing a first embodiment of my new design;

FIG. 2 is a front elevational view thereof;

FIG. 3 is a top plan view thereof;

FIG. 4 is a bottom plan view thereof;

FIG. 5 is a right-side elevational view thereof;

FIG. 6 is a left-side elevational view thereof;

FIG. 7 is a rear elevational view thereof;

FIG. 8 is a front perspective view of a second embodiment showing my new design;

FIG. 9 is a front elevational view of FIG. 8;



FIG. 10 is a top plan view of FIG. 8;

FIG. 11 is a bottom plan view of FIG. 8; and,

FIG. 12 is a right-side elevational view of FIG. 8, the left-side elevational view being a mirror image thereof.

The rear elevational views of both embodiments are identical.

1 Claim, 4 Drawing Sheets



(56)

References Cited

U.S. PATENT DOCUMENTS

D374,328 S * 10/1996 Anderson D2/717
 D385,090 S * 10/1997 DiPietro D2/849
 D390,337 S 2/1998 Mixon
 D390,339 S 2/1998 Dipietro
 D395,154 S 6/1998 Dipietro
 D395,539 S 6/1998 DiPietro
 5,974,997 A * 11/1999 Amburgey 112/475.01
 D522,213 S * 6/2006 Saruhashi D2/717
 D542,510 S 5/2007 Wardle
 D580,631 S 11/2008 Adams et al.
 D581,131 S * 11/2008 Rhodes D2/717

D600,879 S * 9/2009 Accardi D2/717
 D622,940 S 9/2010 Shen et al.
 D655,478 S * 3/2012 McCollum D2/829
 D662,688 S * 7/2012 Kidman D2/717
 2009/0100569 A1 * 4/2009 Butler 2/114
 2011/0099678 A1 * 5/2011 Shackleton 2/69

OTHER PUBLICATIONS

Dino Pocket tee 2—Flickr, [online], photo uploaded Jan. 11, 2009, retrieved on Mar. 14, 2013. Retrieved from, <URL: <http://www.flickr.com/photos/takeoffyourclothes/3196072705/>>, 1 page.*

* cited by examiner




FIG. 1

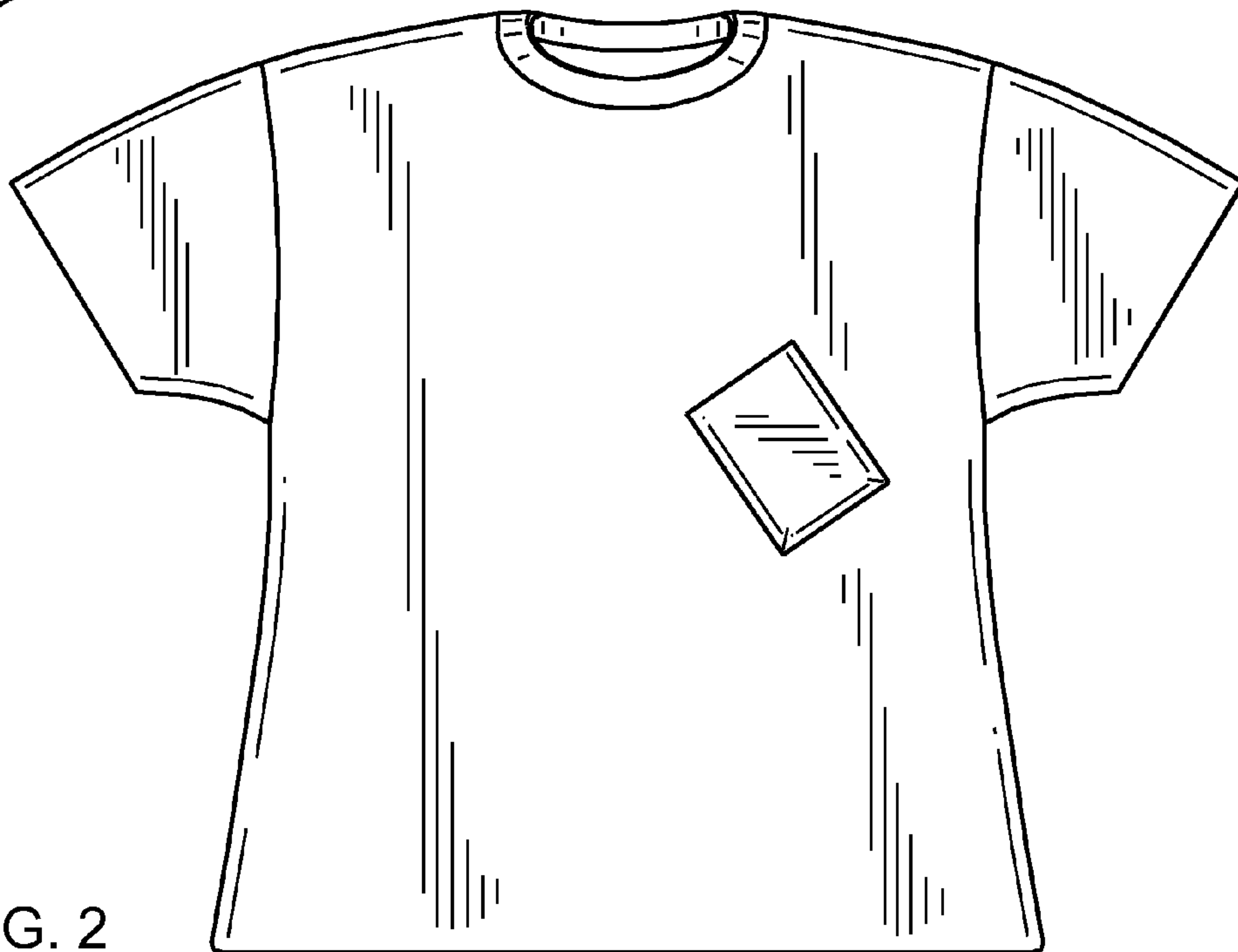


FIG. 2



FIG. 3




FIG. 4

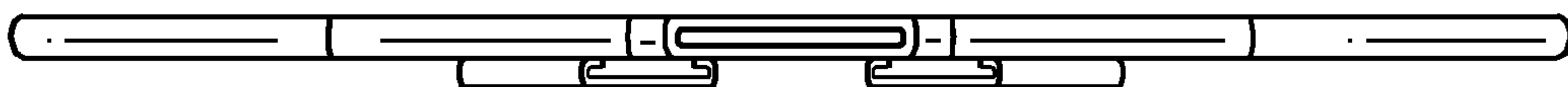


FIG. 10



FIG. 11

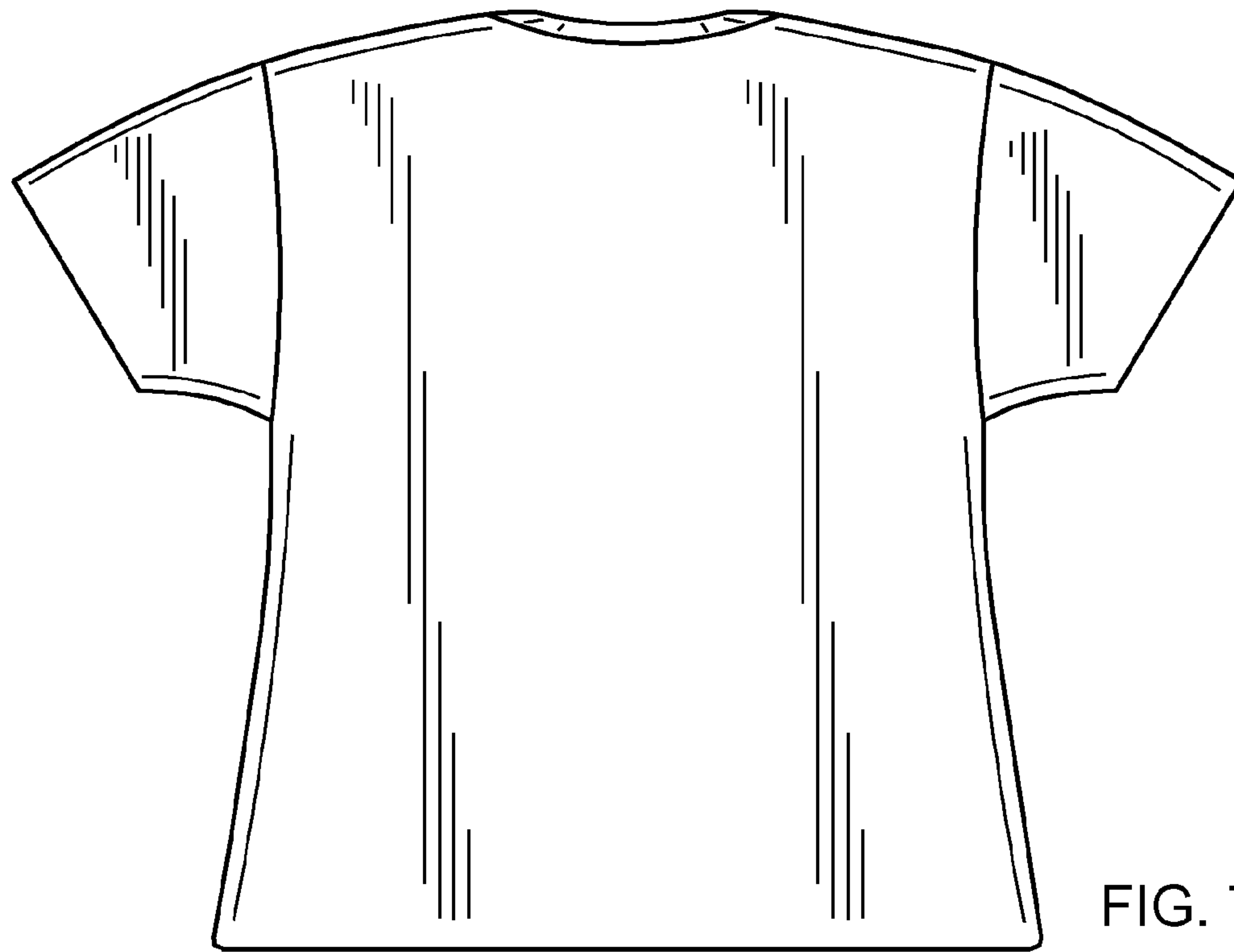


FIG. 7



FIG. 5



FIG. 6



FIG. 12



FIG. 8

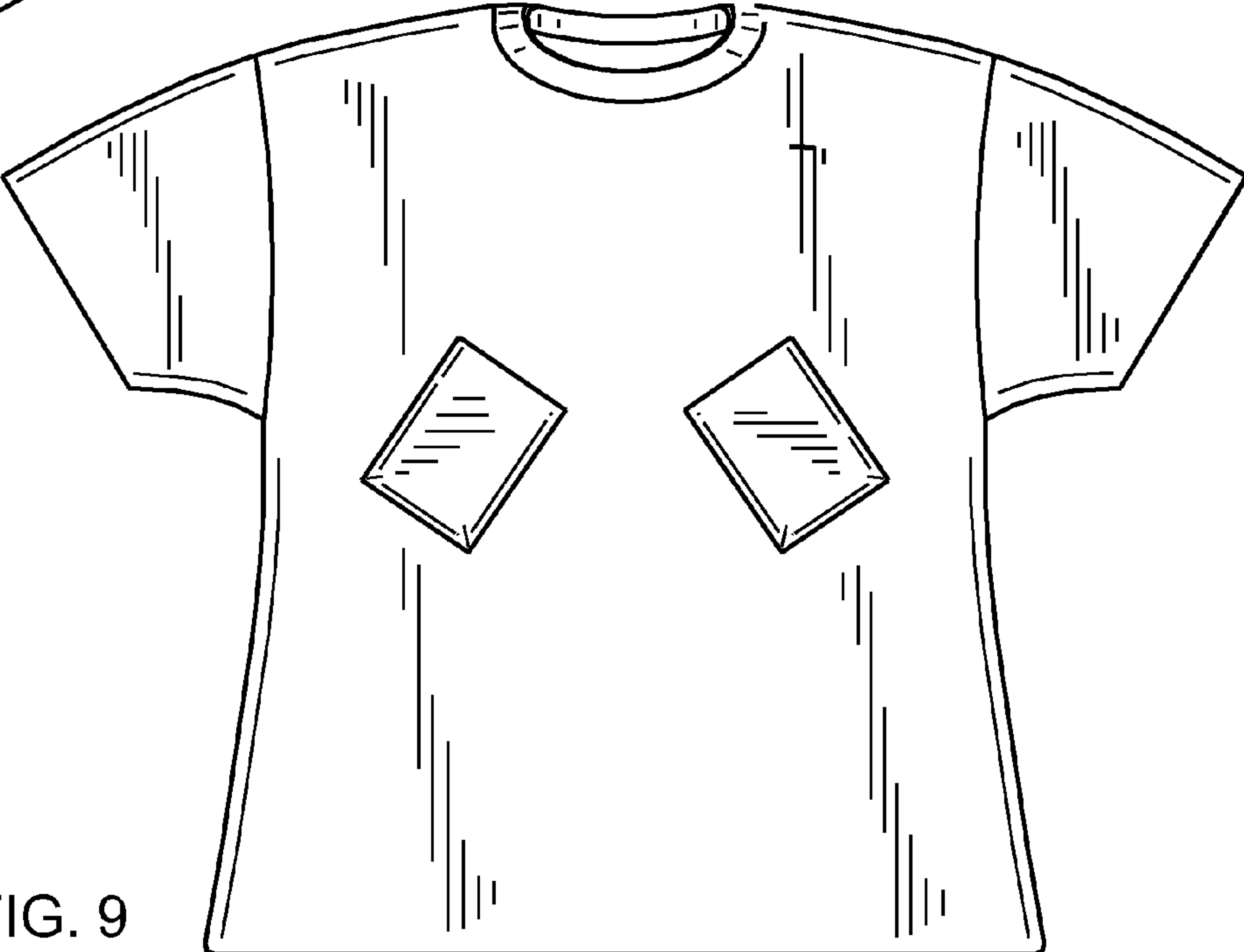


FIG. 9