

US00D690041S

(12) **United States Design Patent**
Lai

(10) **Patent No.:** **US D690,041 S**

(45) **Date of Patent:** **** Sep. 17, 2013**

(54) **EXTERIOR SURFACE CONFIGURATION OF
VEHICULAR HEADLIGHT**

(71) Applicant: **Litek Enterprise Co., Ltd**, Tainan (TW)

(72) Inventor: **Ching-Tsung Lai**, Tainan (TW)

(73) Assignee: **Litek Enterprise Co., Ltd.**, Tainan
(TW)

(**) Term: **14 Years**

(21) Appl. No.: **29/441,547**

(22) Filed: **Jan. 7, 2013**

(30) **Foreign Application Priority Data**

Dec. 4, 2012 (TW) 101307218

(51) **LOC (9) Cl.** **26-06**

(52) **U.S. Cl.**
USPC **D26/28**

(58) **Field of Classification Search**
USPC D26/28-36; 362/459-468, 475-478,
362/485-487

See application file for complete search history.

(56) **References Cited**

U.S. PATENT DOCUMENTS

D538,956 S *	3/2007	Ishii	D26/28
D544,614 S *	6/2007	Markefka	D26/28
D556,349 S *	11/2007	Golden et al.	D26/28
D561,358 S *	2/2008	Tachibana	D26/28
D570,007 S *	5/2008	Hsu	D26/28
D582,587 S *	12/2008	Yang	D26/28
D593,232 S *	5/2009	Koman et al.	D26/28
D635,694 S *	4/2011	Yang et al.	D26/28

* cited by examiner

Primary Examiner — Marcus Jackson

(74) *Attorney, Agent, or Firm* — Muncy, Geissler, Olds & Lowe, PLLC

(57) **CLAIM**

I claim, the ornamental design for an exterior surface configuration of a vehicular headlight, as shown and described.

DESCRIPTION

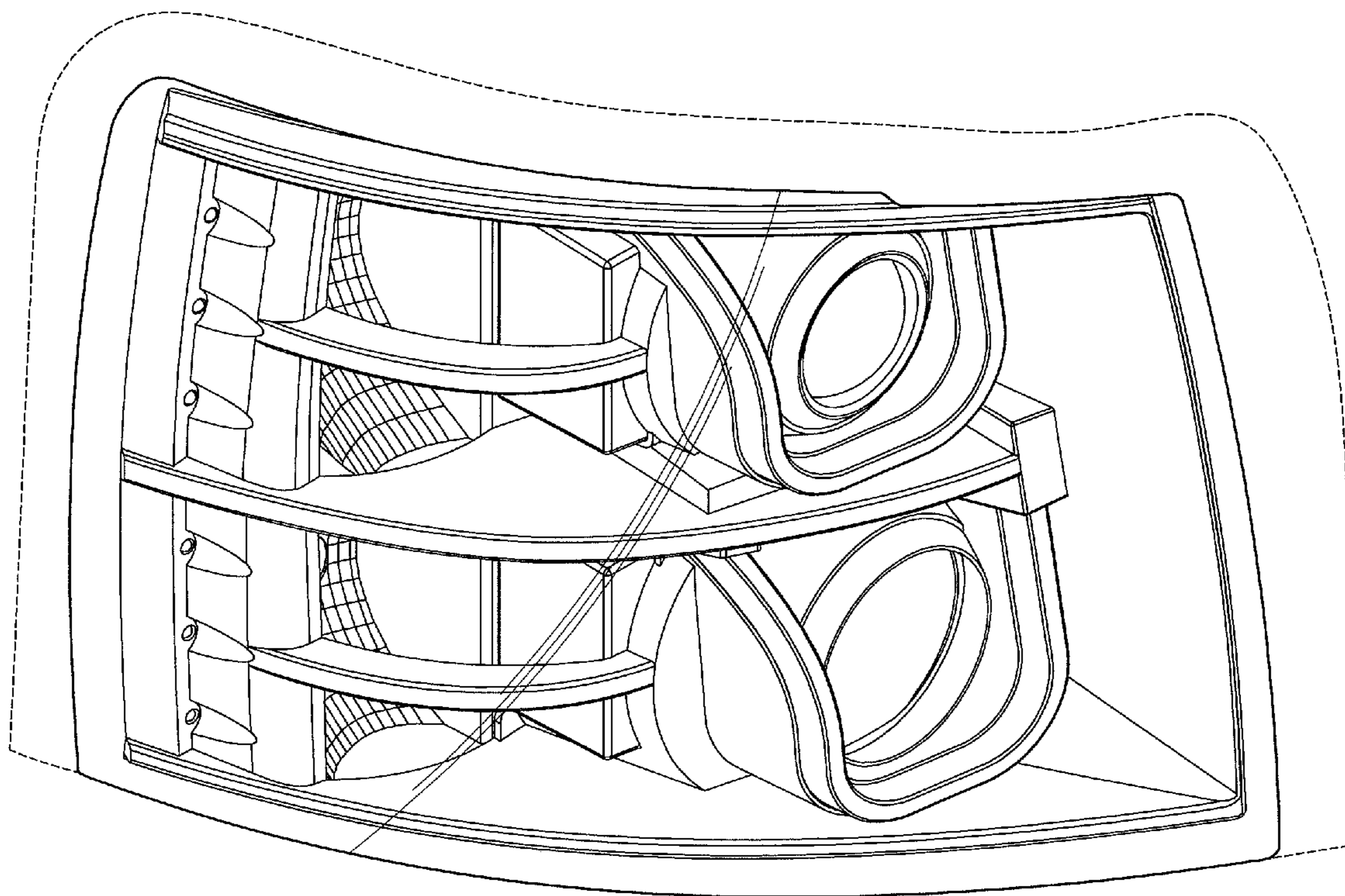
FIG. 1 is a perspective view of an exterior surface configuration of a vehicular headlight showing my present design;

FIG. 2 is a front view thereof;

FIG. 3 is a left view thereof; and,

FIG. 4 is a top plan view thereof.

1 Claim, 4 Drawing Sheets



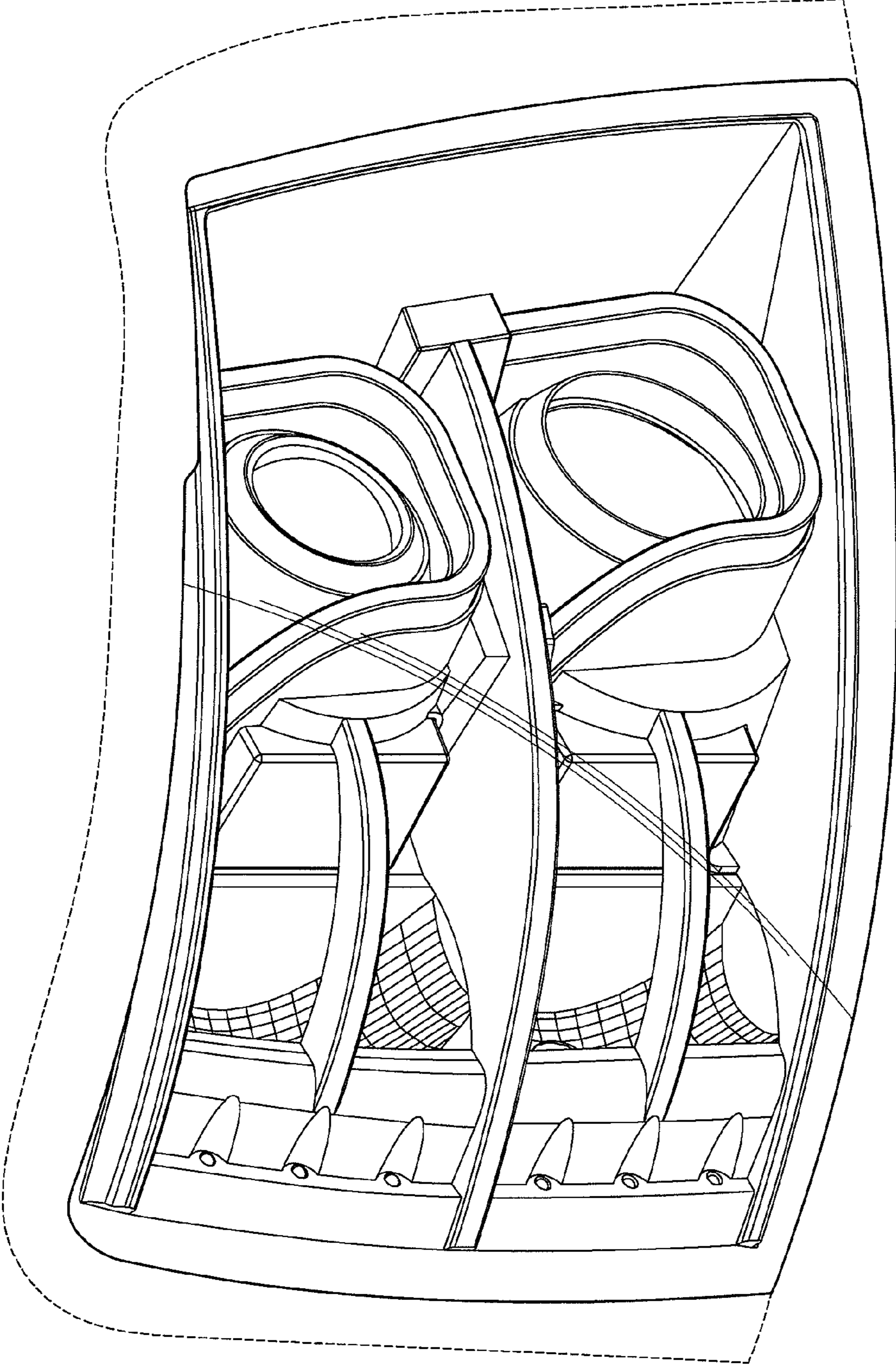


FIG. 1

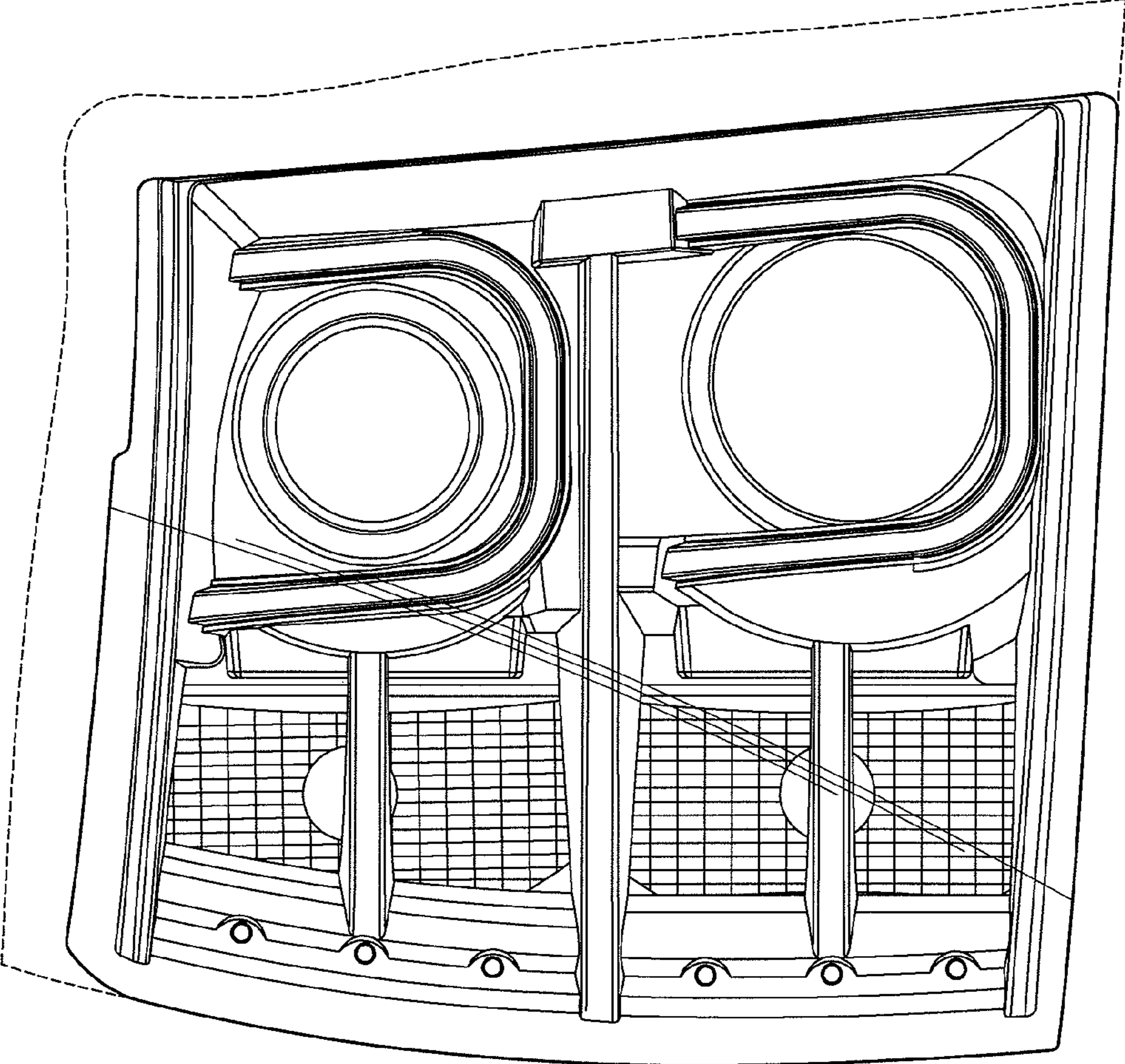


FIG. 2




FIG. 3

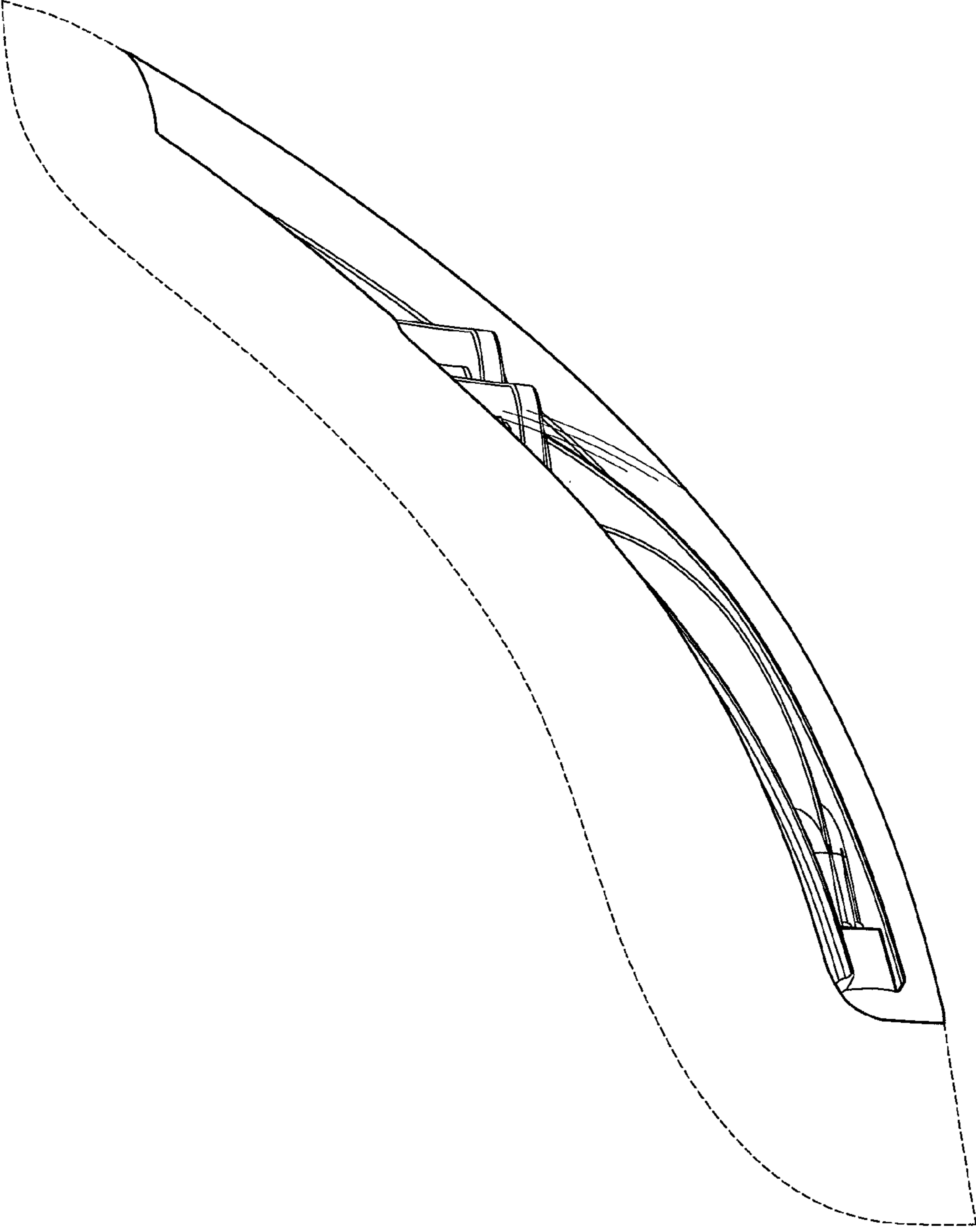


FIG. 4