



US00D690039S

(12) **United States Design Patent**
Wilson et al.

(10) **Patent No.:** **US D690,039 S**

(45) **Date of Patent:** **** *Sep. 17, 2013**

(54) **LIGHT FIXTURE USING MODULAR ACCESSORIES**

(75) Inventors: **Gregg Wilson**, Goleta, CA (US); **Jason P. Weaver**, Goleta, CA (US)

(73) Assignee: **Starlights, Inc.**, Buellton, CA (US)

(*) Notice: This patent is subject to a terminal disclaimer.

(**) Term: **14 Years**

(21) Appl. No.: **29/399,354**

(22) Filed: **Aug. 12, 2011**

(51) **LOC (9) Cl.** **26-02**

(52) **U.S. Cl.**
USPC **D26/28; D26/89**

(58) **Field of Classification Search**
USPC D26/28, 80, 89; 362/147, 488, 489, 362/490, 491, 492, 493
See application file for complete search history.

(56) **References Cited**

U.S. PATENT DOCUMENTS

4,291,546	A	9/1981	Rodth	
4,508,163	A	4/1985	McCarthy	
4,949,220	A	8/1990	Tashiro	
5,394,936	A	3/1995	Budelman	
D360,042	S *	7/1995	Taylor et al.	D26/28
D363,999	S *	11/1995	Taylor et al.	D26/28
5,507,092	A	4/1996	Akachi	
D411,635	S *	6/1999	Phlipot et al.	D26/28
6,009,937	A	1/2000	Gonner et al.	
D457,981	S *	5/2002	Yeh	D26/76
D467,367	S *	12/2002	Campagna	D26/28
6,542,359	B2	4/2003	Babcock et al.	
6,590,770	B1	7/2003	Rogers et al.	
6,633,484	B1	10/2003	Lee et al.	
D492,802	S *	7/2004	Kuo	D26/28
6,799,875	B2 *	10/2004	Flokstra et al.	362/521

6,830,097	B2	12/2004	Wattelet et al.	
D516,236	S *	2/2006	Yeh	D26/89
7,079,972	B1	7/2006	Wood et al.	
7,131,756	B2 *	11/2006	Leslie et al.	362/488

(Continued)

FOREIGN PATENT DOCUMENTS

DE	202005016756	1/2006
JP	8312530 A	11/1996
JP	2004296212	10/2004
WO	2007002400	1/2007

Primary Examiner — Clare E Heflin

(74) *Attorney, Agent, or Firm* — Frank M. Scutch, III

(57) **CLAIM**

The ornamental design for light fixture using modular accessories, as shown and described.

DESCRIPTION

FIG. 1 is a front perspective view of a light fixture using modular accessories having a single light according to a first embodiment of the invention;

FIG. 2 is a front elevation view thereof;

FIG. 3 is a rear elevation view thereof;

FIG. 4 is top plan view thereof;

FIG. 5 is a bottom plan view thereof;

FIG. 6 is a left side elevation view thereof;

FIG. 7 is a right side elevation view thereof;

FIG. 8 is a front perspective view of a light fixture using modular accessories having two lights according to a second embodiment of the invention;

FIG. 9 is a front elevation view thereof;

FIG. 10 is a rear elevation view thereof;

FIG. 11 is top plan view thereof;

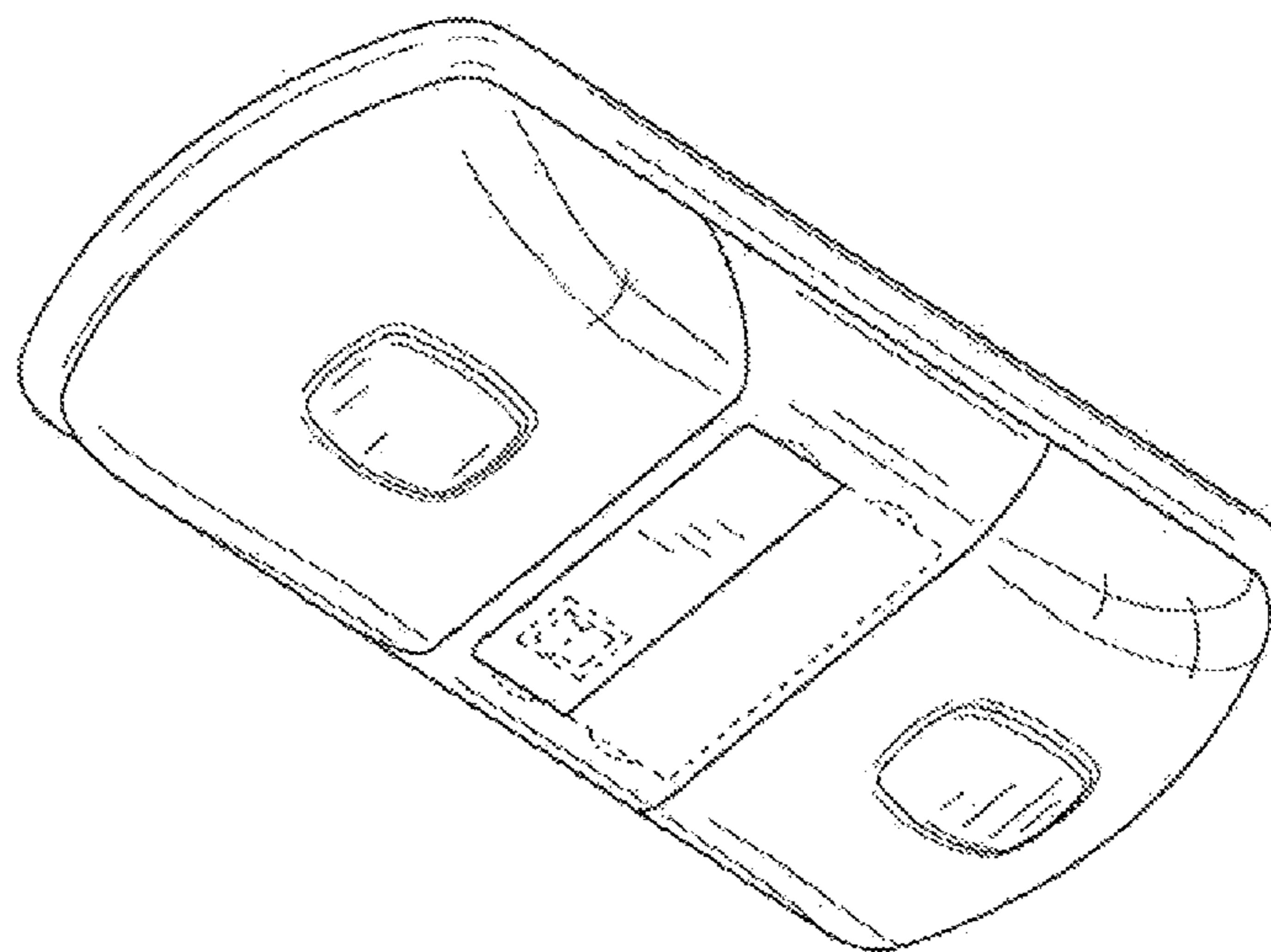
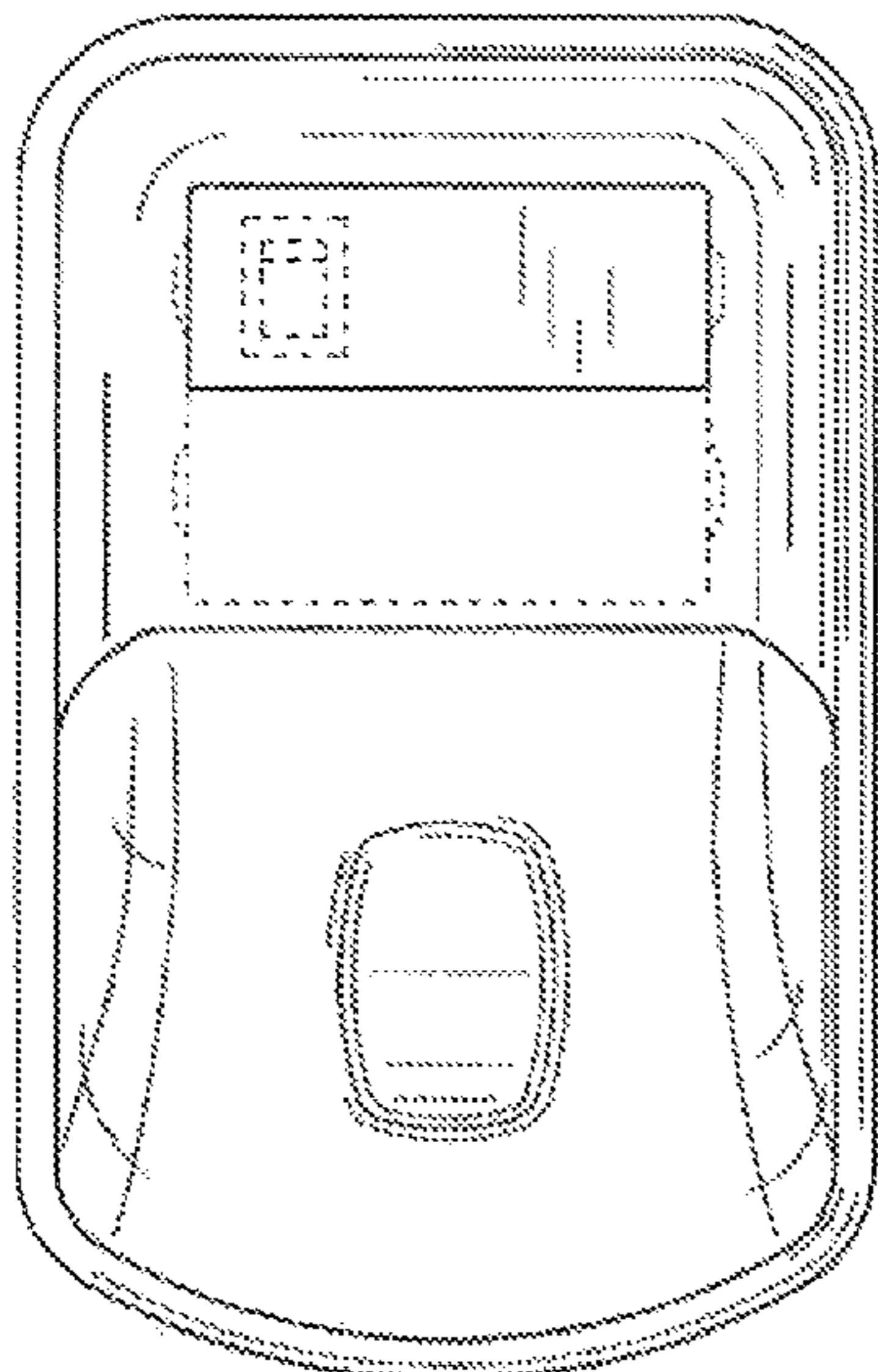
FIG. 12 is a bottom plan view thereof;

FIG. 13 is a left side elevation view thereof; and,

FIG. 14 is a right side elevation view thereof.

The broken lines shown on the drawings depict portions of the light fixture that form no part of the claimed design.

1 Claim, 5 Drawing Sheets



(56)

References Cited

U.S. PATENT DOCUMENTS

D540,967 S *	4/2007	Rogers	D26/28	D585,149 S *	1/2009	Rogers et al.	D26/28
D549,364 S *	8/2007	Hovind et al.	D26/28	7,568,817 B2	8/2009	Lee et al.		
D549,365 S *	8/2007	Hovind et al.	D26/28	7,748,870 B2	7/2010	Chang et al.		
D549,367 S *	8/2007	Hovind et al.	D26/28	7,755,901 B2	7/2010	Shen		
D551,787 S *	9/2007	Yeoman et al.	D26/28	7,775,694 B2 *	8/2010	Nagai et al.	362/490
7,287,886 B2 *	10/2007	Iwai	362/490	2005/0276056 A1 *	12/2005	Tiesler	362/490
D559,429 S *	1/2008	Kuo	D26/89	2006/0054210 A1	3/2006	Proisy et al.		
D559,430 S *	1/2008	Kuo	D26/89	2008/0025038 A1	1/2008	Chiang		
D583,490 S *	12/2008	Rogers et al.	D26/28	2008/0247177 A1	10/2008	Tanaka et al.		
					2010/0124059 A1	5/2010	Duffy et al.		

* cited by examiner

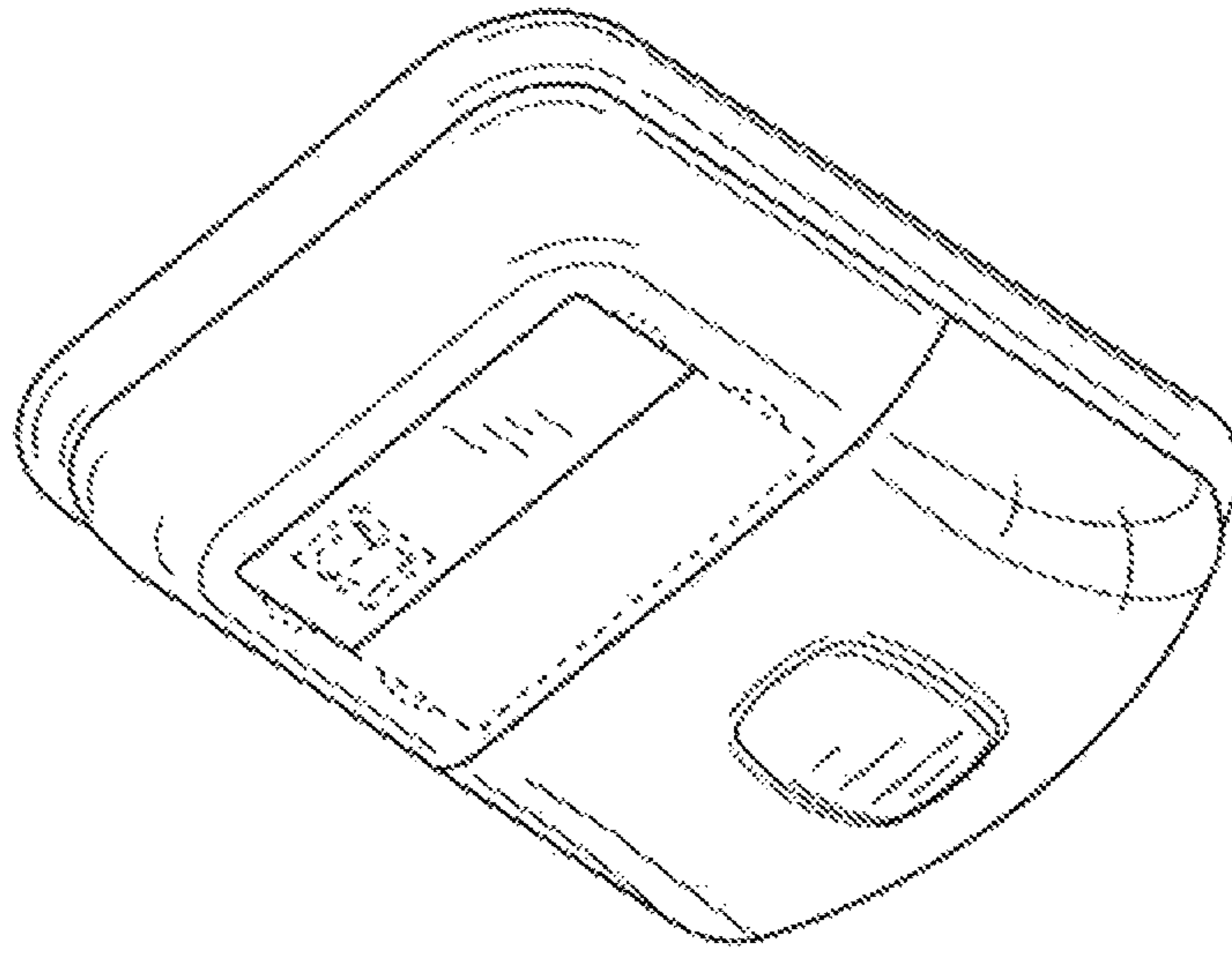


FIG. 1

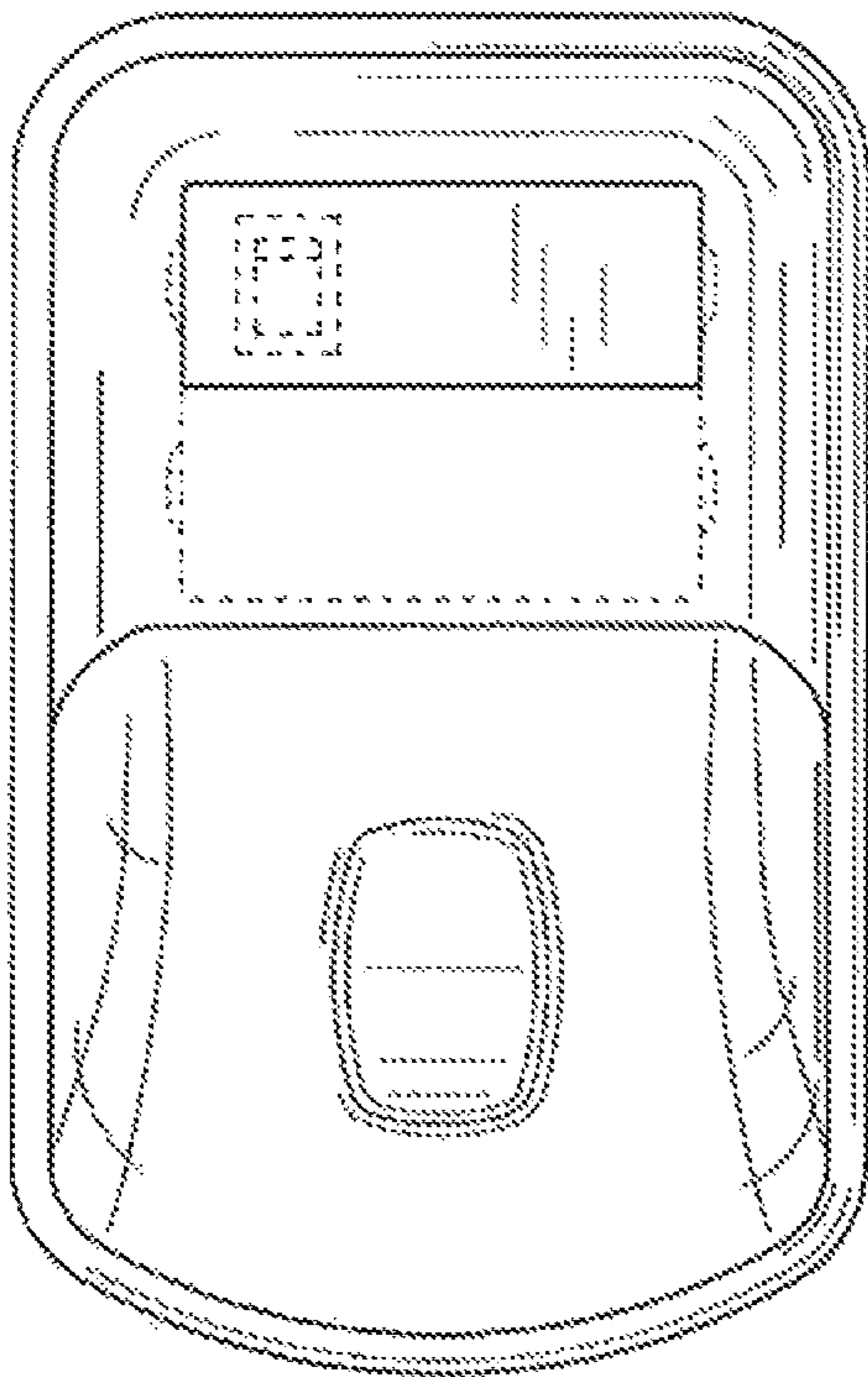


FIG. 2




FIG. 3




FIG. 4




FIG. 5

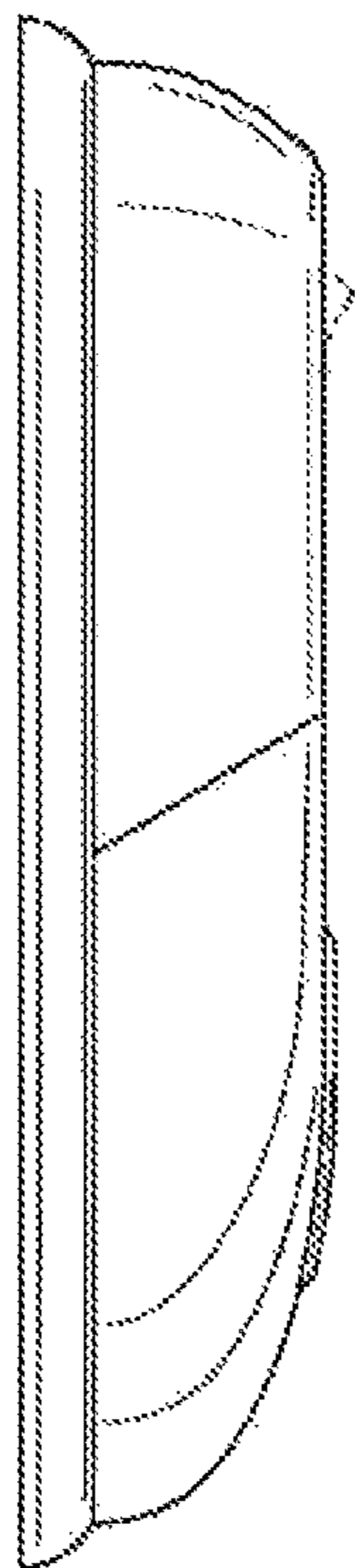


FIG. 6




FIG. 7

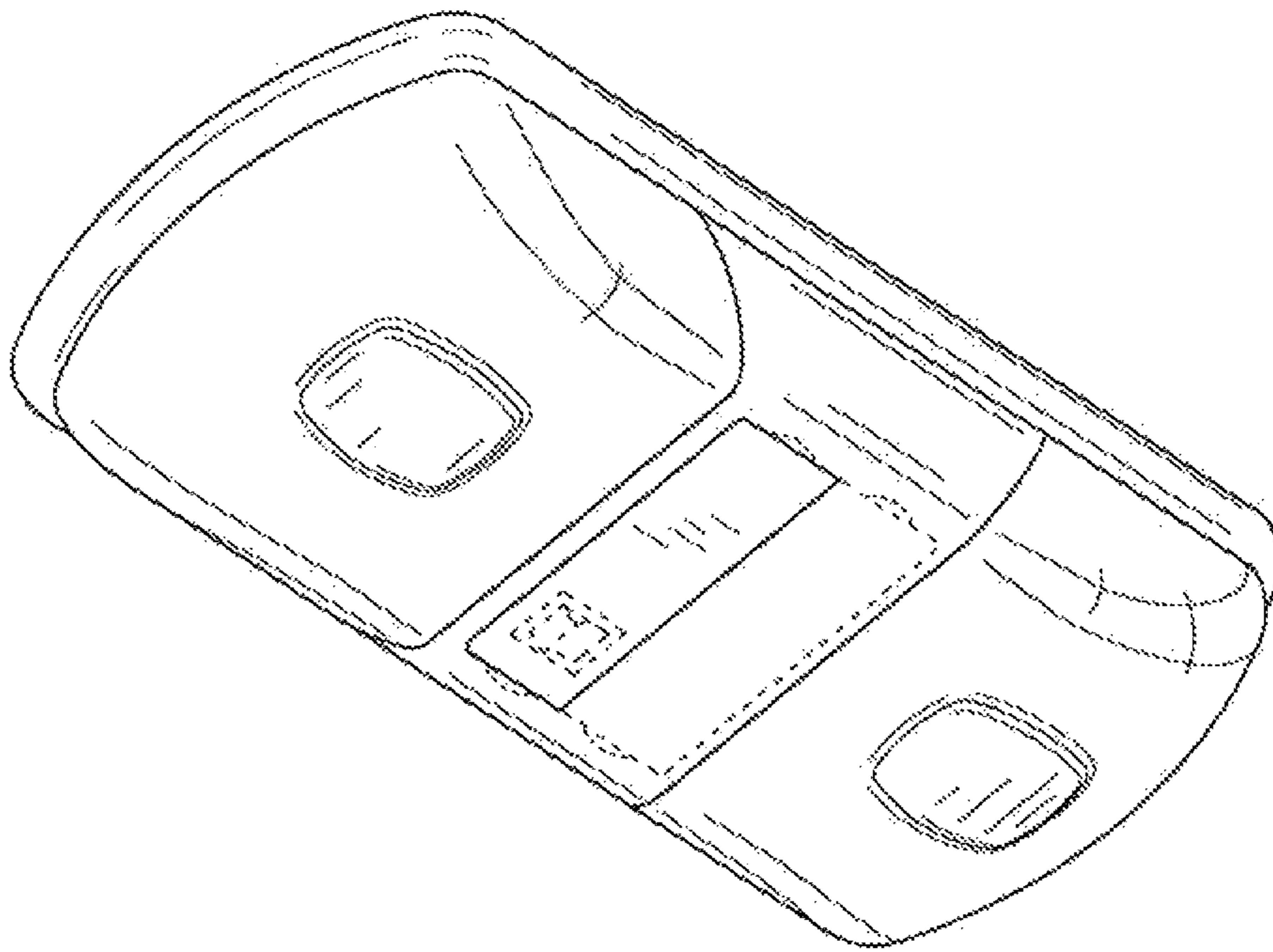


FIG. 8

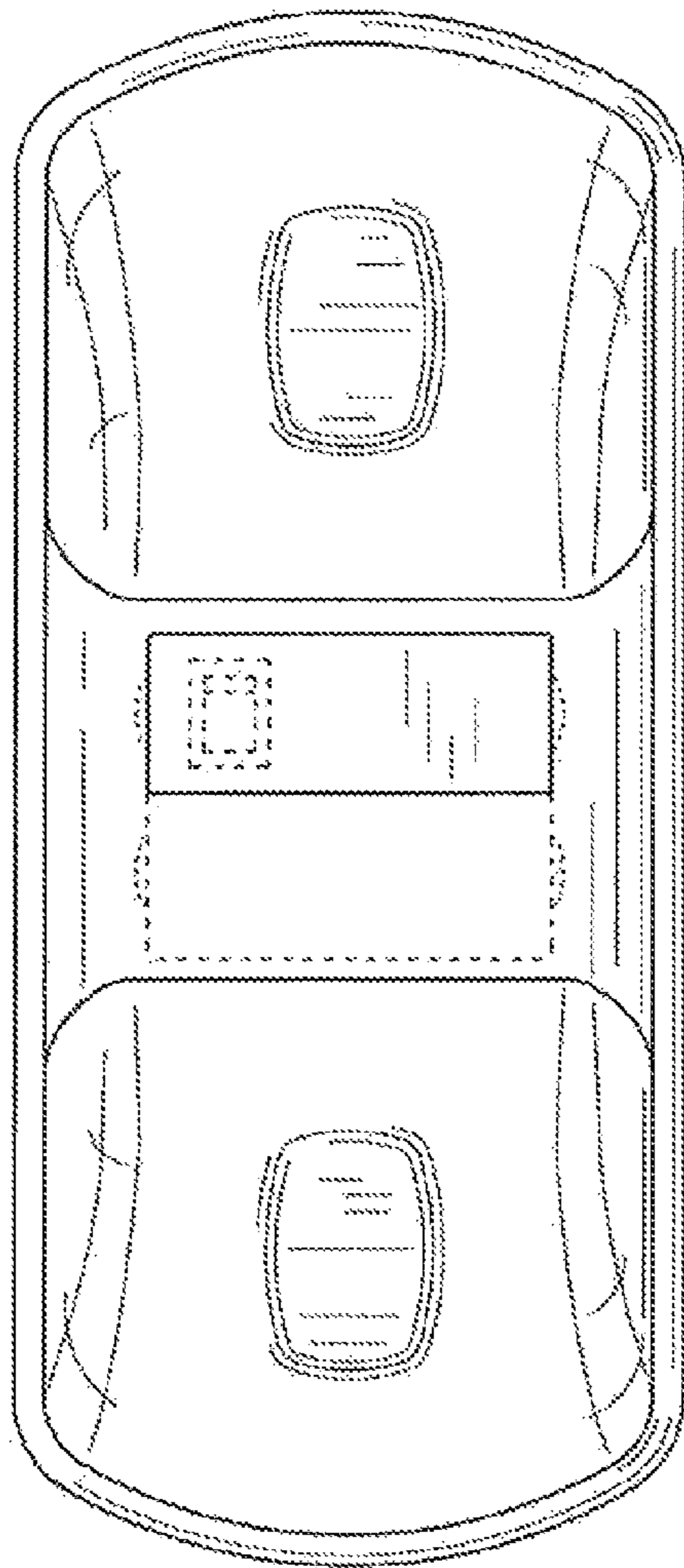


FIG. 9




FIG. 10




FIG. 11




FIG. 12




FIG. 13

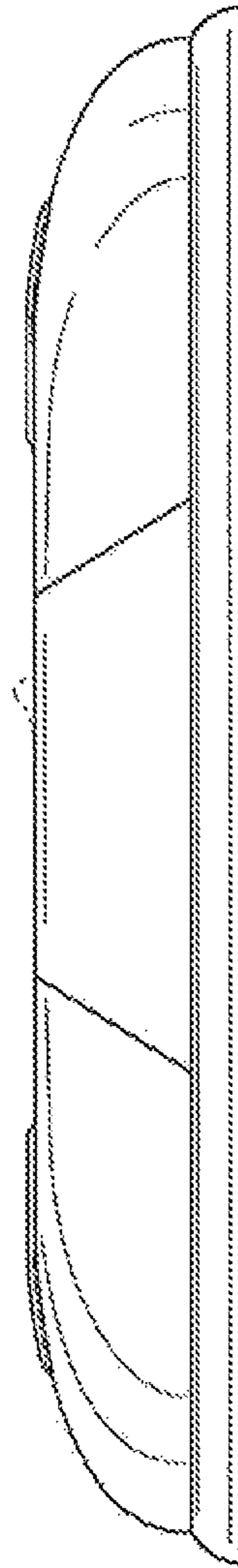


FIG. 14