



US00D690036S

(12) **United States Design Patent**
Rochat et al.

(10) **Patent No.:** **US D690,036 S**

(45) **Date of Patent:** **** Sep. 17, 2013**

(54) **MOUNTS FOR AN LED BULB**

(75) Inventors: **Alex Rochat**, Emeryville, CA (US); **Jeff Salazar**, Palo Alto, CA (US); **David Titzler**, Palo Alto, CA (US); **Andrew Webb**, San Jose, CA (US)

(73) Assignee: **Switch Bulb Company, Inc.**, San Jose, CA (US)

(**) Term: **14 Years**

(21) Appl. No.: **29/410,657**

(22) Filed: **Jan. 10, 2012**

(51) **LOC (9) Cl.** **26-04**

(52) **U.S. Cl.**
USPC **D26/2**

(58) **Field of Classification Search**
USPC D26/1-4; 313/313, 315, 316, 317,
313/318, 493; 315/52, 53, 56, 57, 58
See application file for complete search history.

(56) **References Cited**

U.S. PATENT DOCUMENTS

D538,950 S * 3/2007 Maxik D26/2
D617,915 S * 6/2010 Wada et al. D26/2

D617,918 S * 6/2010 Yamamoto et al. D26/2
D617,919 S * 6/2010 Wada et al. D26/2
D620,155 S * 7/2010 Wang et al. D26/2
D629,929 S * 12/2010 Chen et al. D26/2
D634,451 S * 3/2011 de Visser D26/2
D653,366 S * 1/2012 Le et al. D26/2

* cited by examiner

Primary Examiner — Marcus Jackson

(74) *Attorney, Agent, or Firm* — Morrison & Foerster LLP

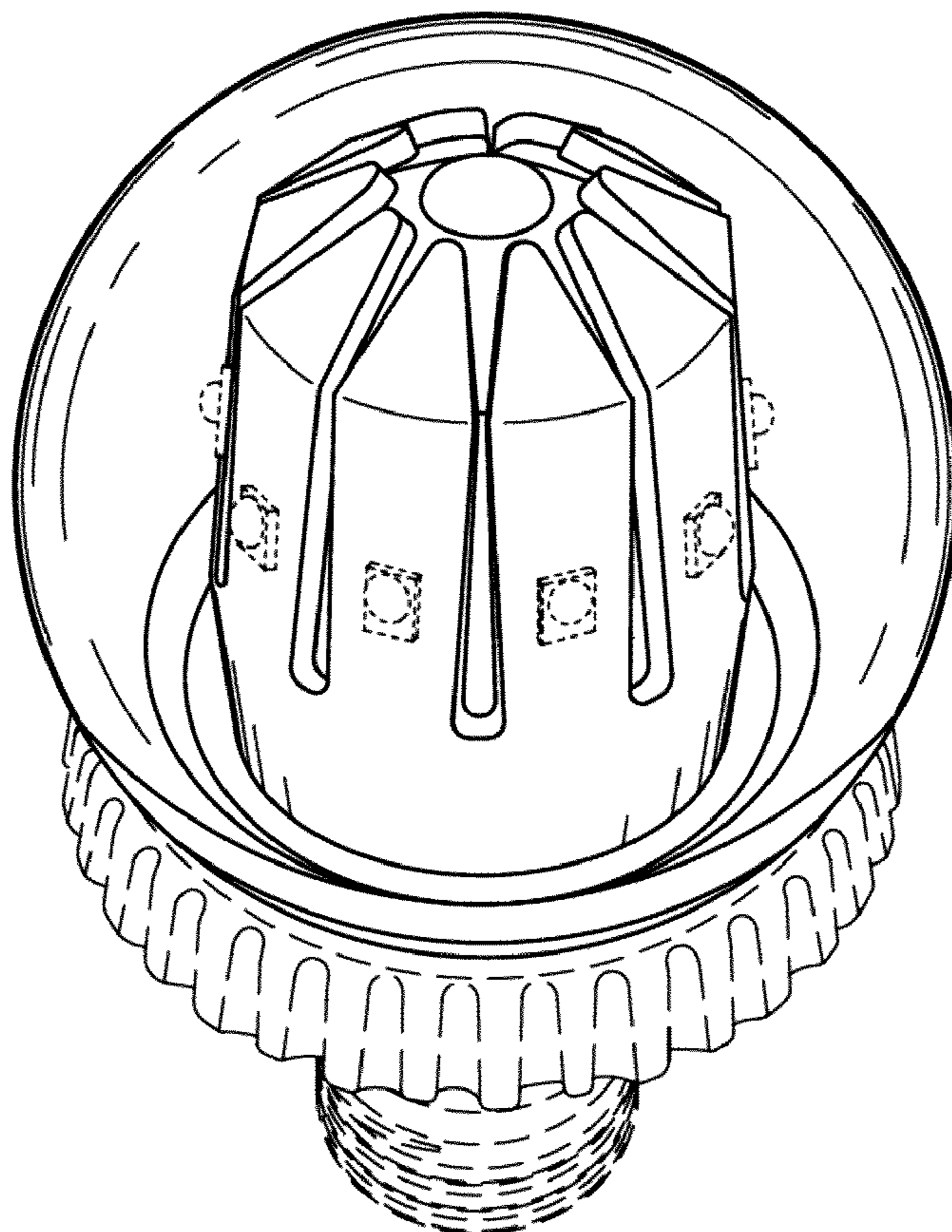
(57) **CLAIM**

The ornamental design for mounts for an LED bulb, as shown and described.

DESCRIPTION

FIG. 1 is a perspective view of a first embodiment of mounts for an LED bulb;
FIG. 2 is a side view of the first embodiment;
FIG. 3 is a top view of the first embodiment; and,
FIG. 4 is a bottom view of the first embodiment.
The broken line showing of the other portions of the bulb is included for the purpose of illustrating only and forms no part of the claimed design.

1 Claim, 3 Drawing Sheets



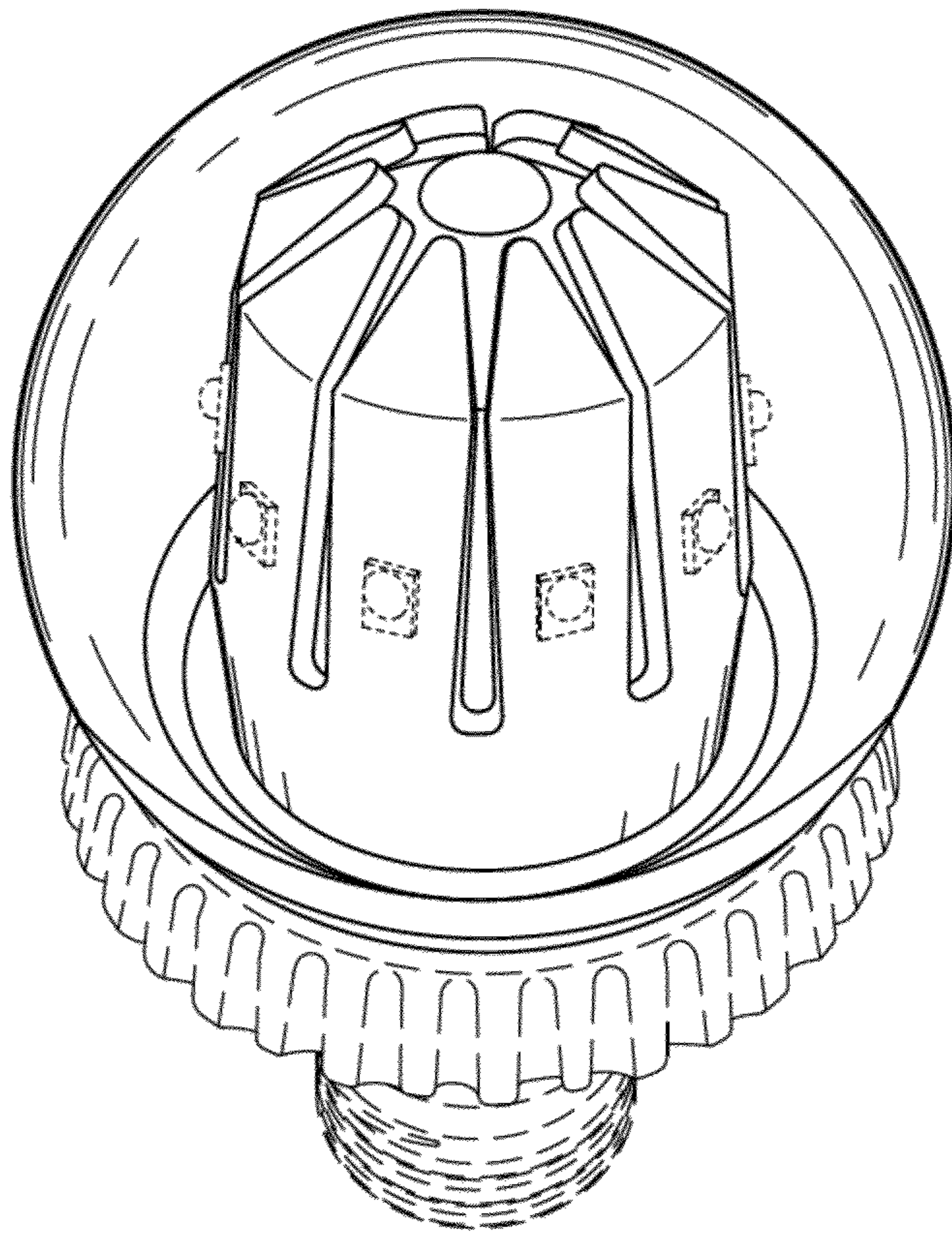


FIG. 1

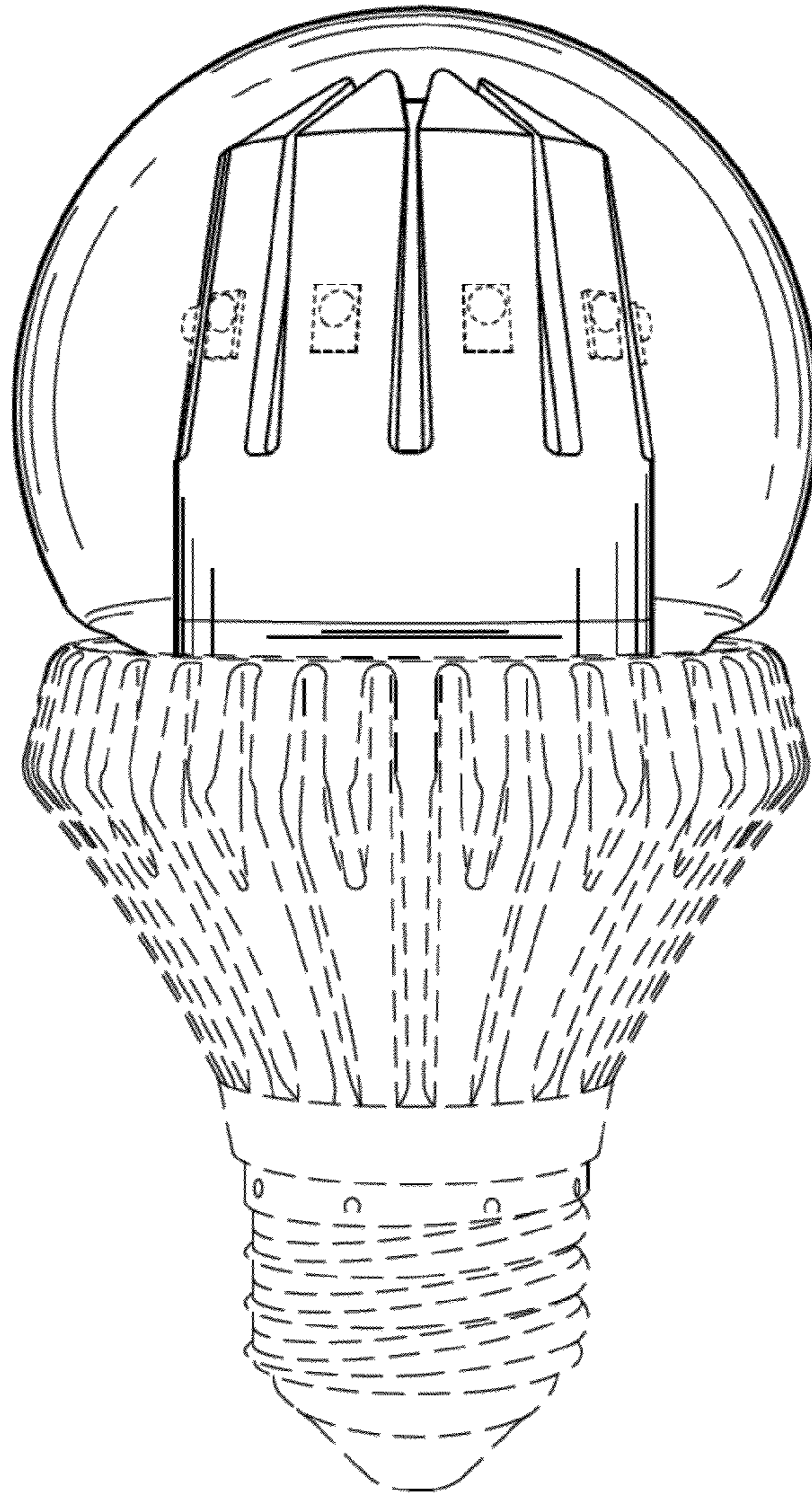


FIG. 2




FIG. 3

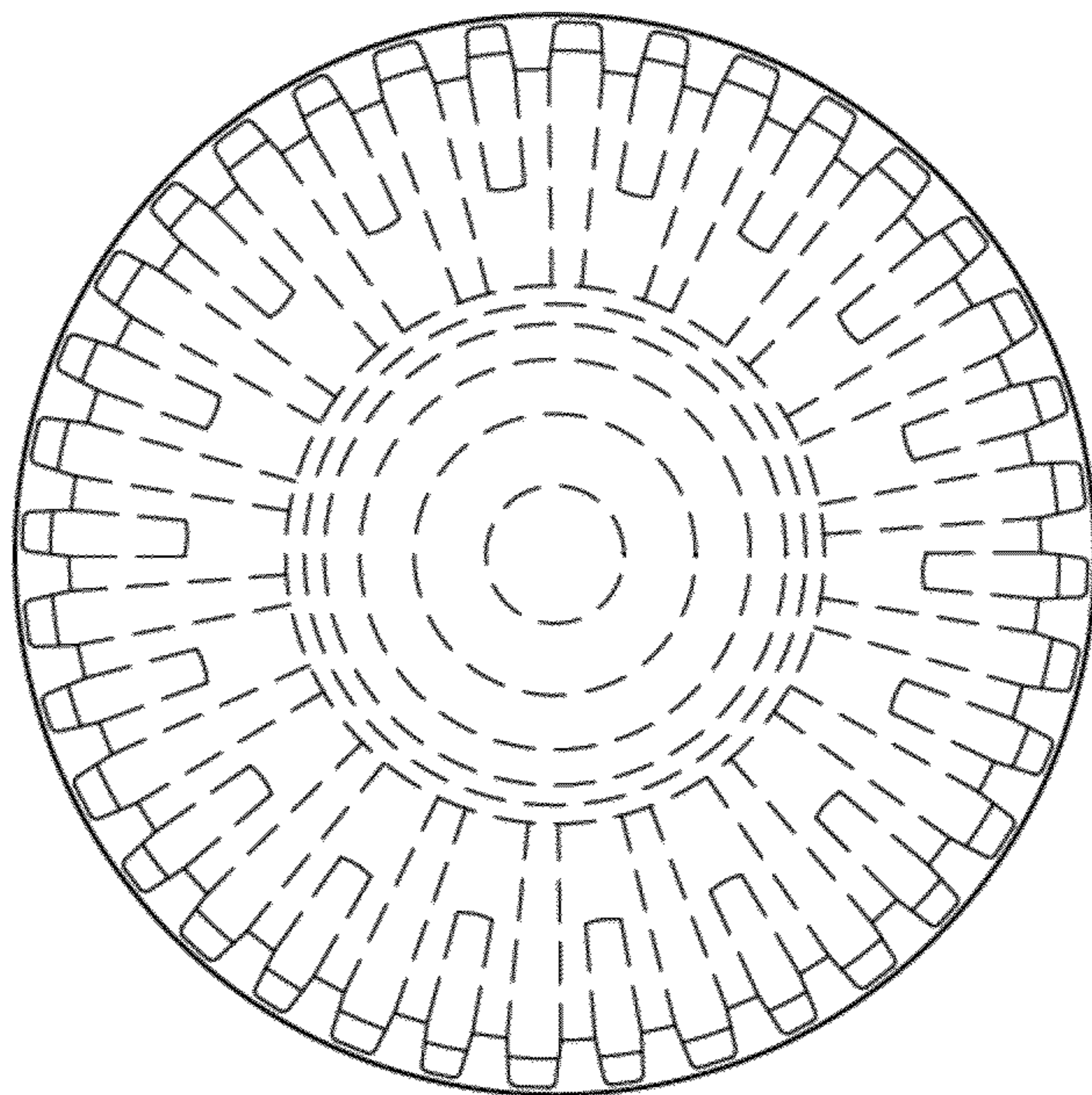


FIG. 4