



US00D690018S

(12) **United States Design Patent**
Williams

(10) **Patent No.:** **US D690,018 S**

(45) **Date of Patent:** **** Sep. 17, 2013**

(54) **VACUUM SPLINT**

(75) **Inventor:** **Gary R. Williams**, Carlsbad, CA (US)

(73) **Assignee:** **Hartwell Medical Corporation**,
Carlsbad, CA (US)

(**) **Term:** **14 Years**

(21) **Appl. No.:** **29/416,463**

(22) **Filed:** **Mar. 22, 2012**

(51) **LOC (9) Cl.** **24-01**

(52) **U.S. Cl.**
USPC **D24/190**

(58) **Field of Classification Search**
USPC D24/183, 184, 188-192, 206; D29/120.1,
D29/121.1, 121.2; 5/485, 494, 652, 655,
5/657; 602/2, 5-7, 13-14, 19, 20, 65; 128/873,
128/876-881, 896; 2/22
See application file for complete search history.

(56) **References Cited**

U.S. PATENT DOCUMENTS

3,176,685 A * 4/1965 Smarook 602/7
3,901,225 A * 8/1975 Sconce 602/13
4,157,713 A * 6/1979 Clarey 602/13

D261,430 S * 10/1981 Baturin D24/190
D284,895 S * 7/1986 Wirtz D24/190
4,657,003 A * 4/1987 Wirtz 128/869
D362,913 S * 10/1995 Eisenberg et al. D24/190
5,625,896 A * 5/1997 LaBarbera et al. 2/22
D551,351 S * 9/2007 Silva D24/190
D649,647 S * 11/2011 Williams D24/190
D668,345 S * 10/2012 Baumwald D24/206
2008/0250567 A1 * 10/2008 Pillarl 5/655
2012/0066837 A1 * 3/2012 Thorsen et al. 5/657

* cited by examiner

Primary Examiner — Susan E Krakower

(74) *Attorney, Agent, or Firm* — Eric A. Hanscom; Todd J. Langford

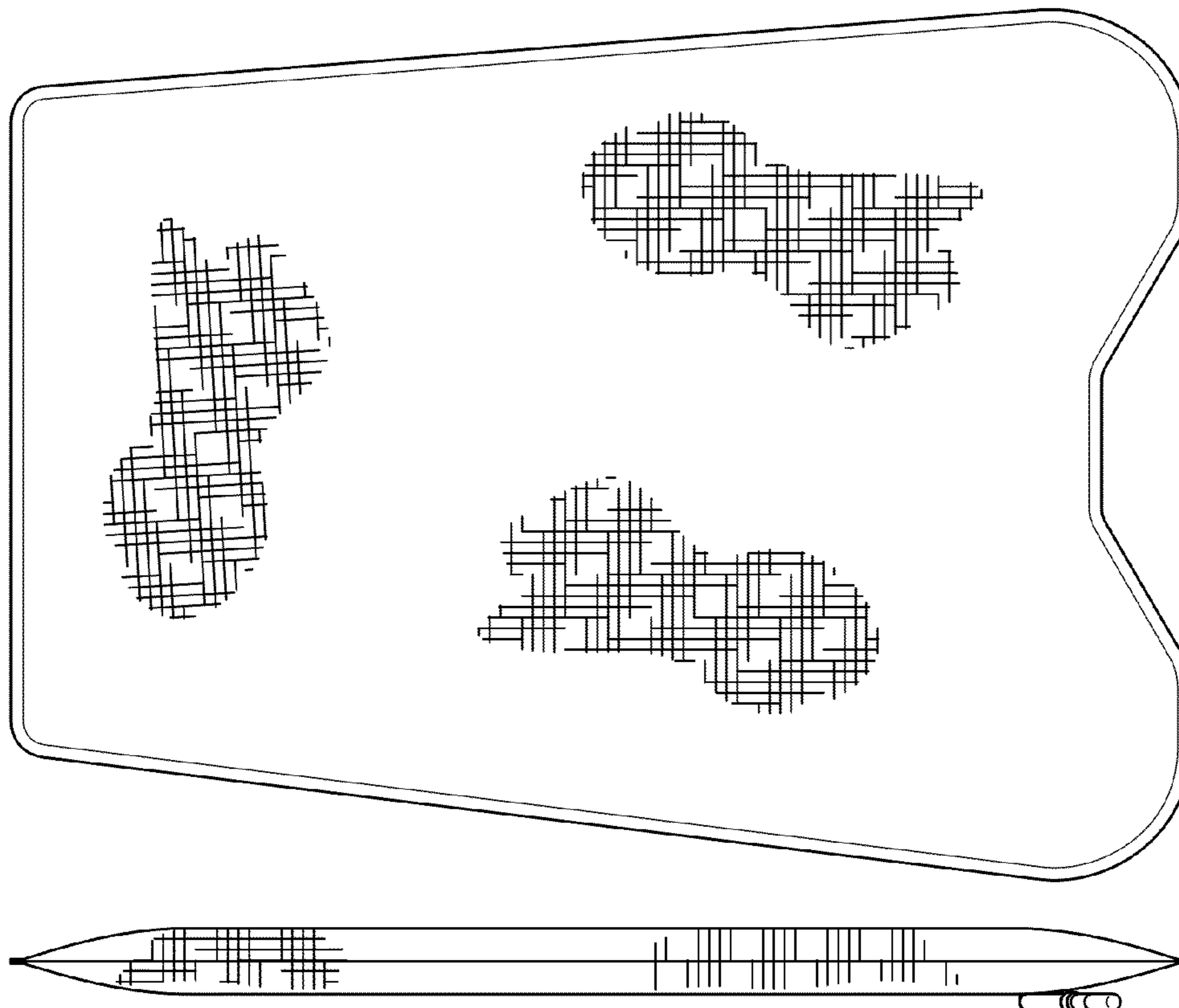
(57) **CLAIM**

The ornamental design for a vacuum splint, as shown and described.

DESCRIPTION

FIG. 1 is a front view of the vacuum splint;
FIG. 2 is a left side view;
FIG. 3 is a back view; and,
FIG. 4 is a top view thereof.
The surface treatments consisting of small squares and broken hatched lines are understood to extend uniformly across the surfaces of which they are applied.

1 Claim, 2 Drawing Sheets



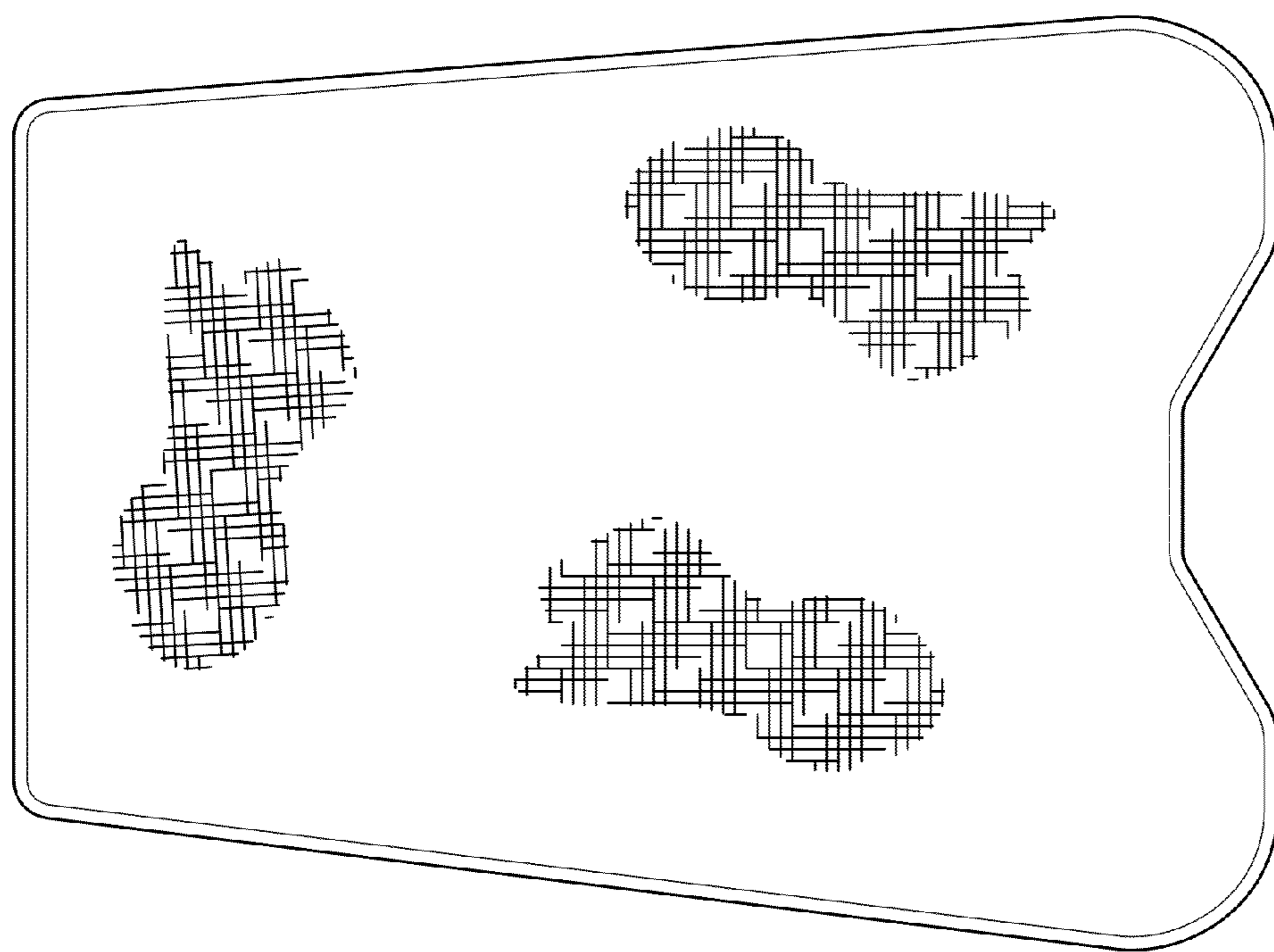


FIG. 1

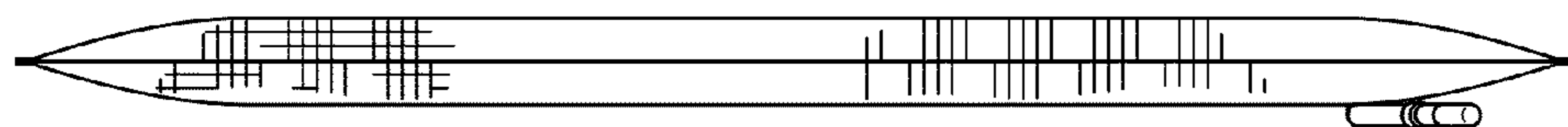


FIG. 2

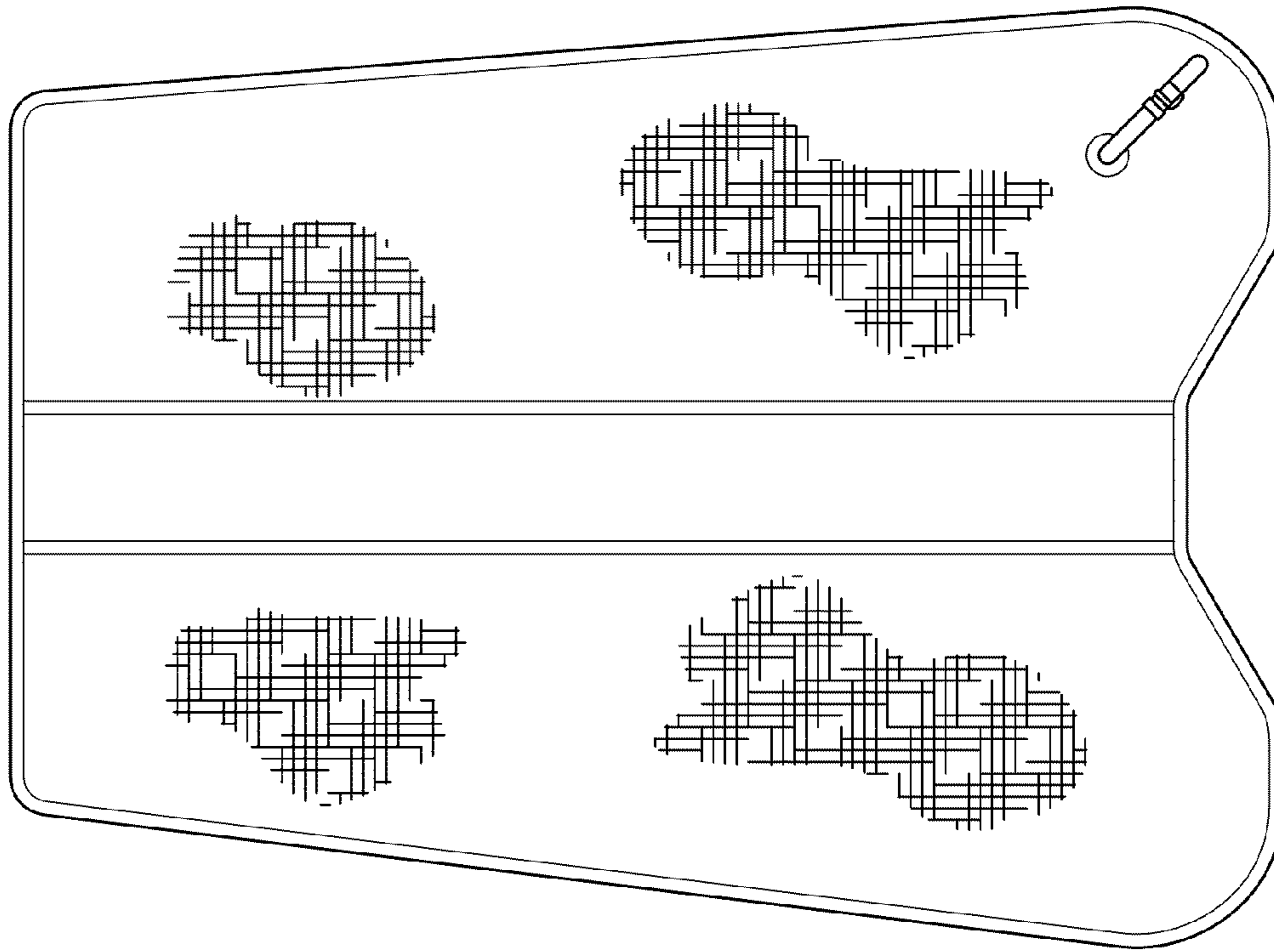


FIG. 3

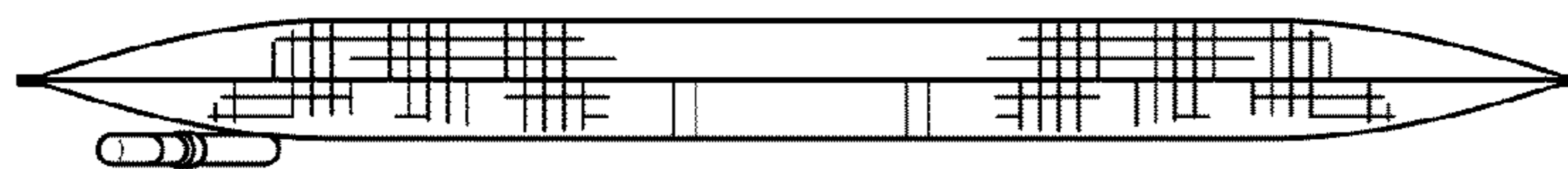


FIG. 4