



US00D690016S

(12) **United States Design Patent**  
**Ratner**

(10) **Patent No.:** **US D690,016 S**

(45) **Date of Patent:** **\*\* Sep. 17, 2013**

(54) **SURGICAL HEAD SUPPORT CUSHION**

(75) Inventor: **Jeffrey Bruce Ratner**, Pinellas Park, FL (US)

(73) Assignee: **Mercury Enterprises, Inc.**, Clearwater, FL (US)

(\*\*) Term: **14 Years**

(21) Appl. No.: **29/395,536**

(22) Filed: **Feb. 10, 2012**

(51) **LOC (9) Cl.** ..... **24-01**

(52) **U.S. Cl.**  
USPC ..... **D24/184**

(58) **Field of Classification Search**  
USPC ..... D24/183-184; D6/501-502, 595, D6/596, 601, 367; 128/845, 869; 5/636-640, 5/644, 622, 632; 297/408, 297.11, 423.11, 297/195.11; 248/118

See application file for complete search history.

(56) **References Cited**

**U.S. PATENT DOCUMENTS**

D271,834 S	12/1983	Huntsinger	
D298,992 S	12/1988	Voss	
5,177,823 A *	1/1993	Riach	5/636
D337,914 S	8/1993	McDonald	
5,233,713 A *	8/1993	Murphy et al.	5/636
5,427,436 A *	6/1995	Lloyd	297/408
D369,691 S *	5/1996	Haynes	D6/367
D414,974 S	10/1999	Marrone, II et al.	
6,065,808 A *	5/2000	Tinsley	297/423.11
6,151,734 A *	11/2000	Lawrie	5/640
D456,516 S	4/2002	Cheshaek et al.	
6,397,414 B1 *	6/2002	Lloyd	5/622
6,758,447 B2 *	7/2004	Tinsley	248/118

D497,430 S *	10/2004	Tinsley	D24/184
6,928,679 B1 *	8/2005	Gross	5/638
7,036,168 B1 *	5/2006	Knickerbocker	5/640
7,089,613 B2 *	8/2006	Cohen	5/622
D539,572 S *	4/2007	Nguyen	D6/501
7,475,439 B1 *	1/2009	Cox et al.	5/632
D601,261 S	9/2009	Levan	
7,761,943 B2 *	7/2010	Roleder et al.	5/622
D625,420 S	10/2010	Sharps et al.	
8,370,976 B2 *	2/2013	Matt et al.	5/640
2002/0067060 A1 *	6/2002	Lloyd	297/195.11

\* cited by examiner

*Primary Examiner* — T. Chase Nelson

*Assistant Examiner* — Mark Cavanna

(74) *Attorney, Agent, or Firm* — Larson & Larson, P.A.; Frank Liebenow; Justin P. Miller

(57) **CLAIM**

The ornamental design for a surgical head support cushion, as shown and described.

**DESCRIPTION**

FIG. 1 shows a right front perspective view of the surgical head support cushion showing my new design;

FIG. 2 shows a rear end view thereof;

FIG. 3 shows a front end view thereof;

FIG. 4 shows a right side view thereof with cushion in use;

FIG. 5 shows a left side view surgical head support cushion;

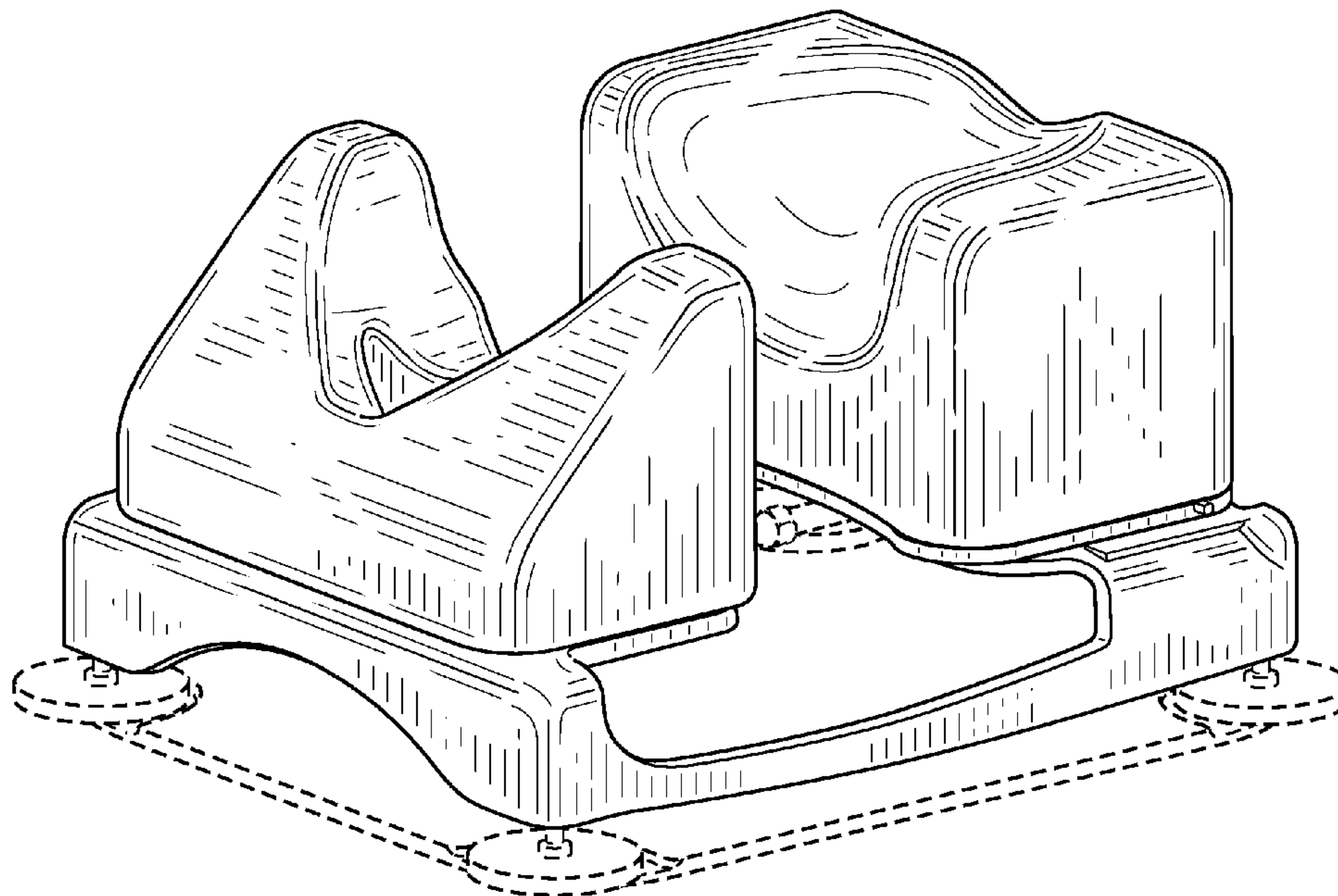
FIG. 6 shows a top view thereof; and,

FIG. 7 shows a bottom view thereof.

The broken lines are included for the purpose of illustrating portions of the surgical head support cushion that forms no part of the claimed design.

The surgical head support cushion is intended for use as a facial support for face down procedures.

**1 Claim, 6 Drawing Sheets**



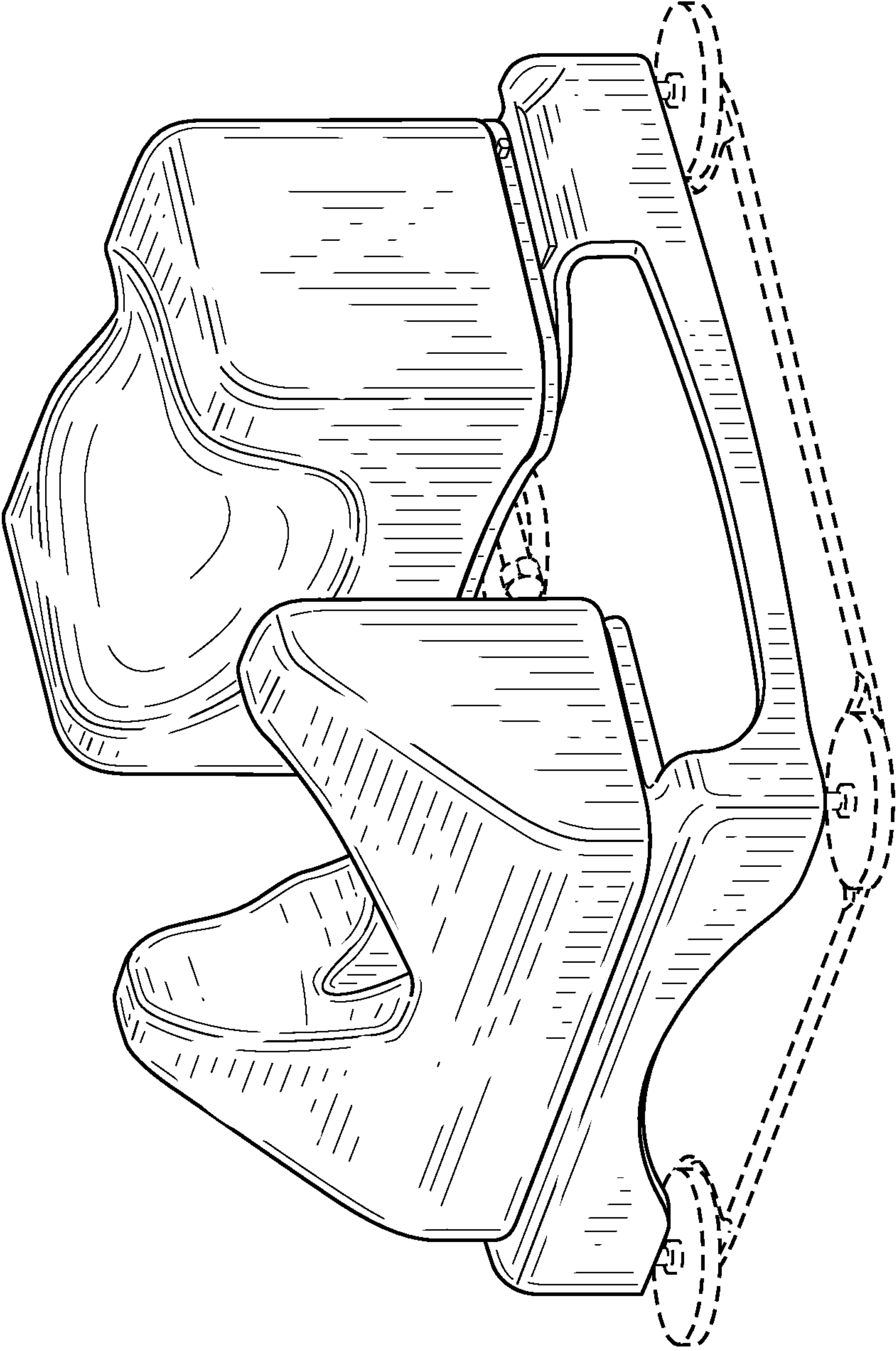


FIG. 1

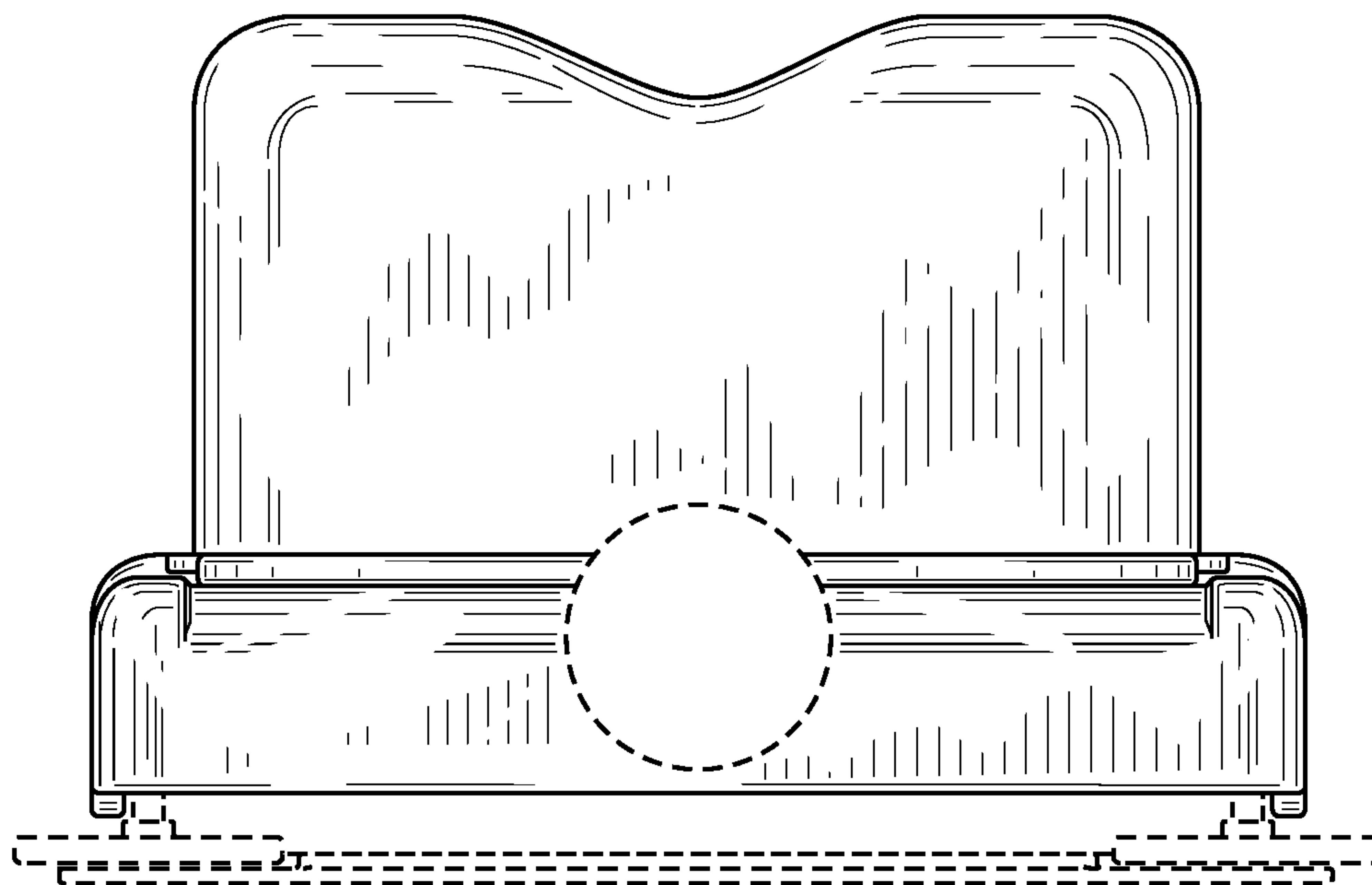


FIG. 2

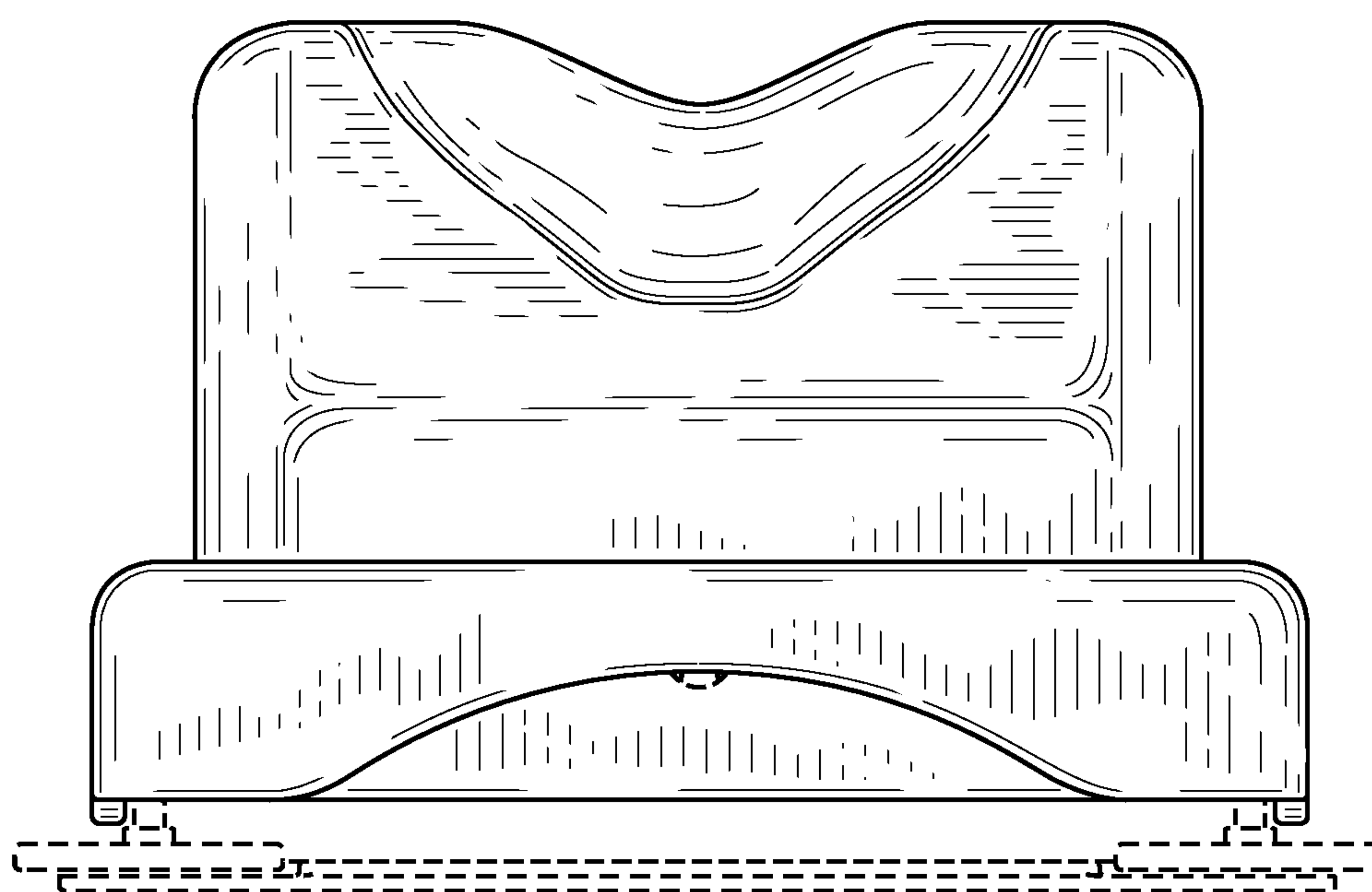


FIG. 3

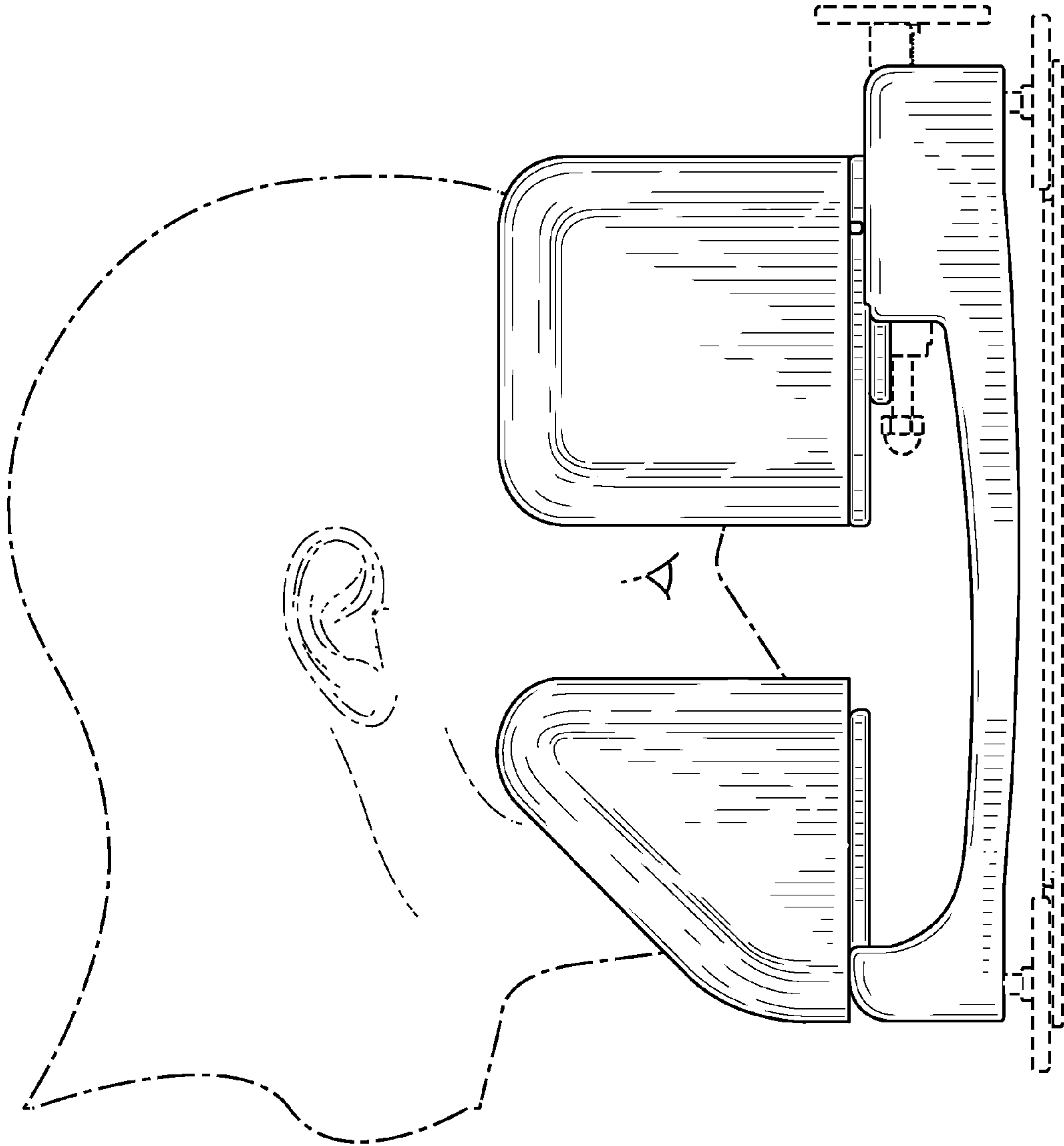


FIG. 4

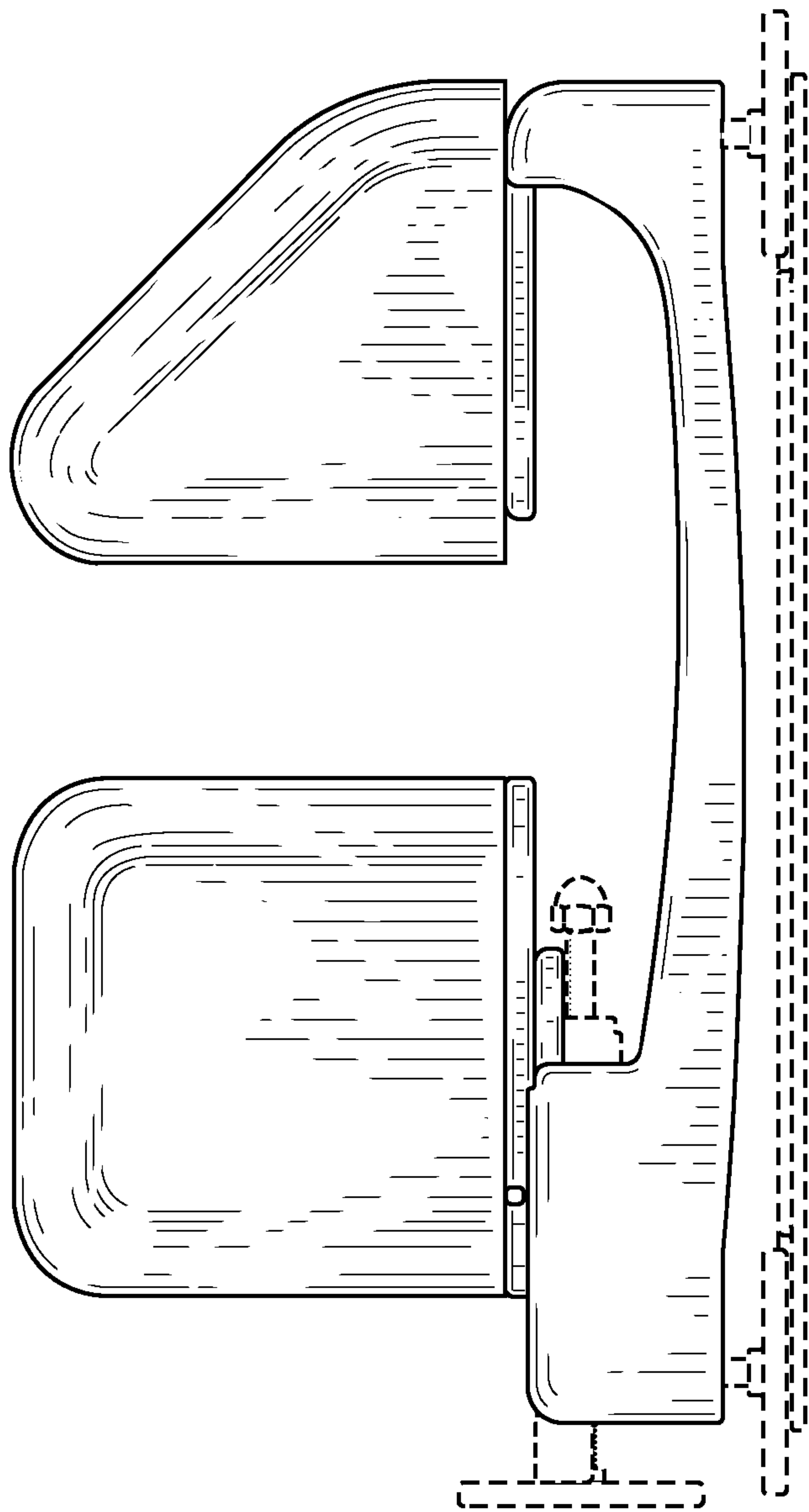


FIG. 5



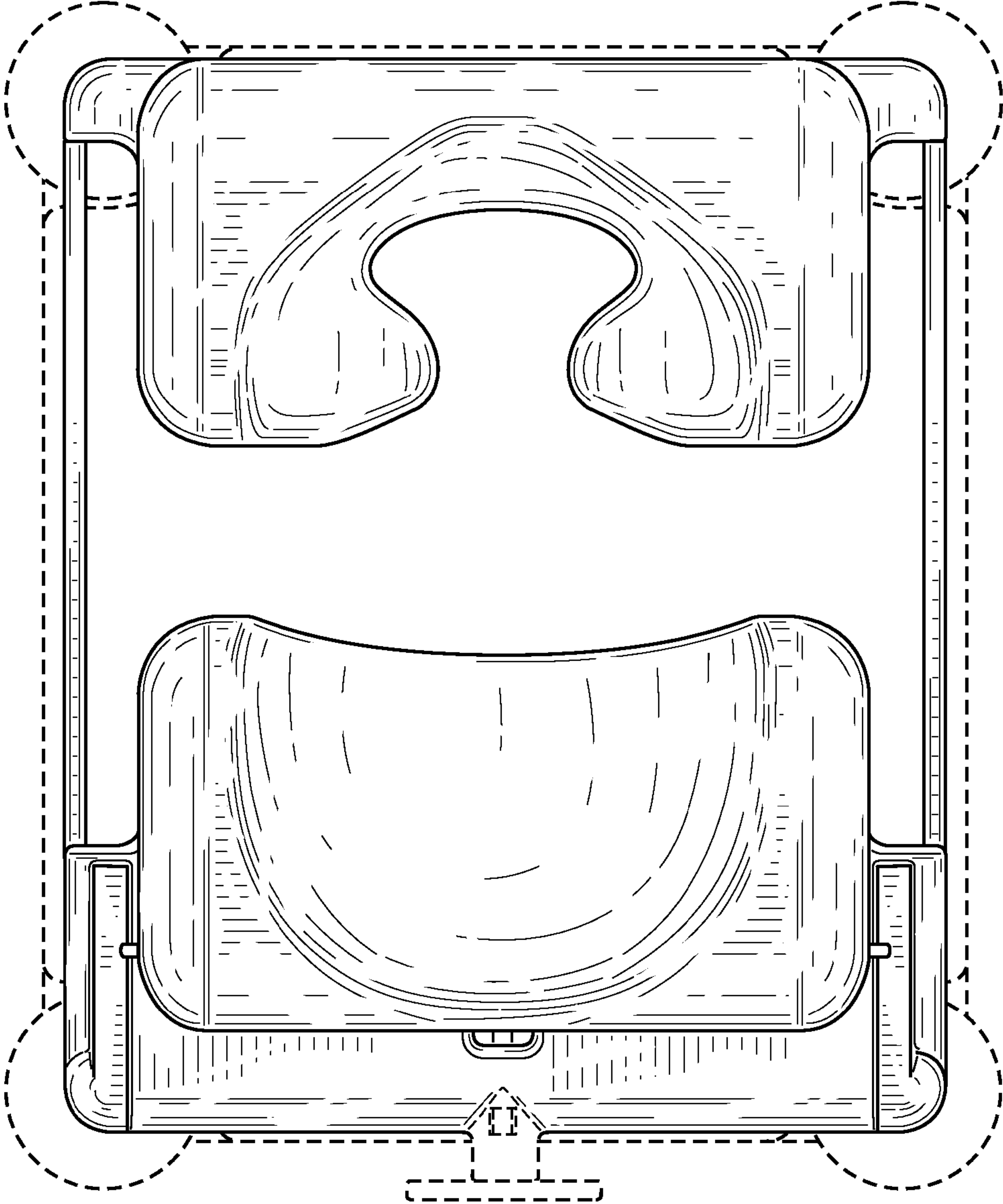


FIG. 6




FIG. 7