



US00D689990S

(12) **United States Design Patent**  
**Vessels et al.**

(10) **Patent No.:** **US D689,990 S**

(45) **Date of Patent:** **\*\* Sep. 17, 2013**

(54) **DECORATIVE GRATE**

(71) Applicant: **National Diversified Sales, Inc.**,  
Woodland Hills, CA (US)

(72) Inventors: **Sharon M. Vessels**, Newbury Park, CA  
(US); **Steven de Kort**, Moorpark, CA  
(US)

(73) Assignee: **National Diversified Sales, Inc.**, Fresno,  
CA (US)

(\*\*) Term: **14 Years**

(21) Appl. No.: **29/446,867**

(22) Filed: **Feb. 27, 2013**

(51) **LOC (9) Cl.** ..... **23-01**

(52) **U.S. Cl.**  
USPC ..... **D23/261**

(58) **Field of Classification Search**  
USPC ..... D23/260–261; D8/1; D25/152–156;  
52/11–12, 169.5, 302.1, 302.3; 404/2–4;  
405/43, 45; 210/163–165, 495  
See application file for complete search history.

(56) **References Cited**

**U.S. PATENT DOCUMENTS**

D274,210 S \* 6/1984 Haggard ..... D8/1  
D412,971 S \* 8/1999 Mauk ..... D23/261  
D413,656 S \* 9/1999 Mauk ..... D23/261  
D418,209 S \* 12/1999 Mauk ..... D23/261

D421,643 S \* 3/2000 Mauk ..... D23/261  
D563,528 S \* 3/2008 Diamond et al. .... D23/261  
D572,358 S \* 7/2008 Natrass et al. .... D23/397  
D575,881 S \* 8/2008 Diamond ..... D25/156  
D587,346 S \* 2/2009 Diamond et al. .... D23/261  
D622,421 S \* 8/2010 Akkala ..... D25/152  
D636,099 S \* 4/2011 Curtin et al. .... D25/156  
D638,672 S \* 5/2011 Schneider ..... D8/1  
D639,125 S \* 6/2011 von Boetticher ..... D8/1  
D639,621 S \* 6/2011 von Boetticher ..... D8/1  
D672,439 S \* 12/2012 Heiser et al. .... D23/261

\* cited by examiner

*Primary Examiner* — Eric Goodman

(74) *Attorney, Agent, or Firm* — David J. Pitman; Fulwider  
Patton LLP

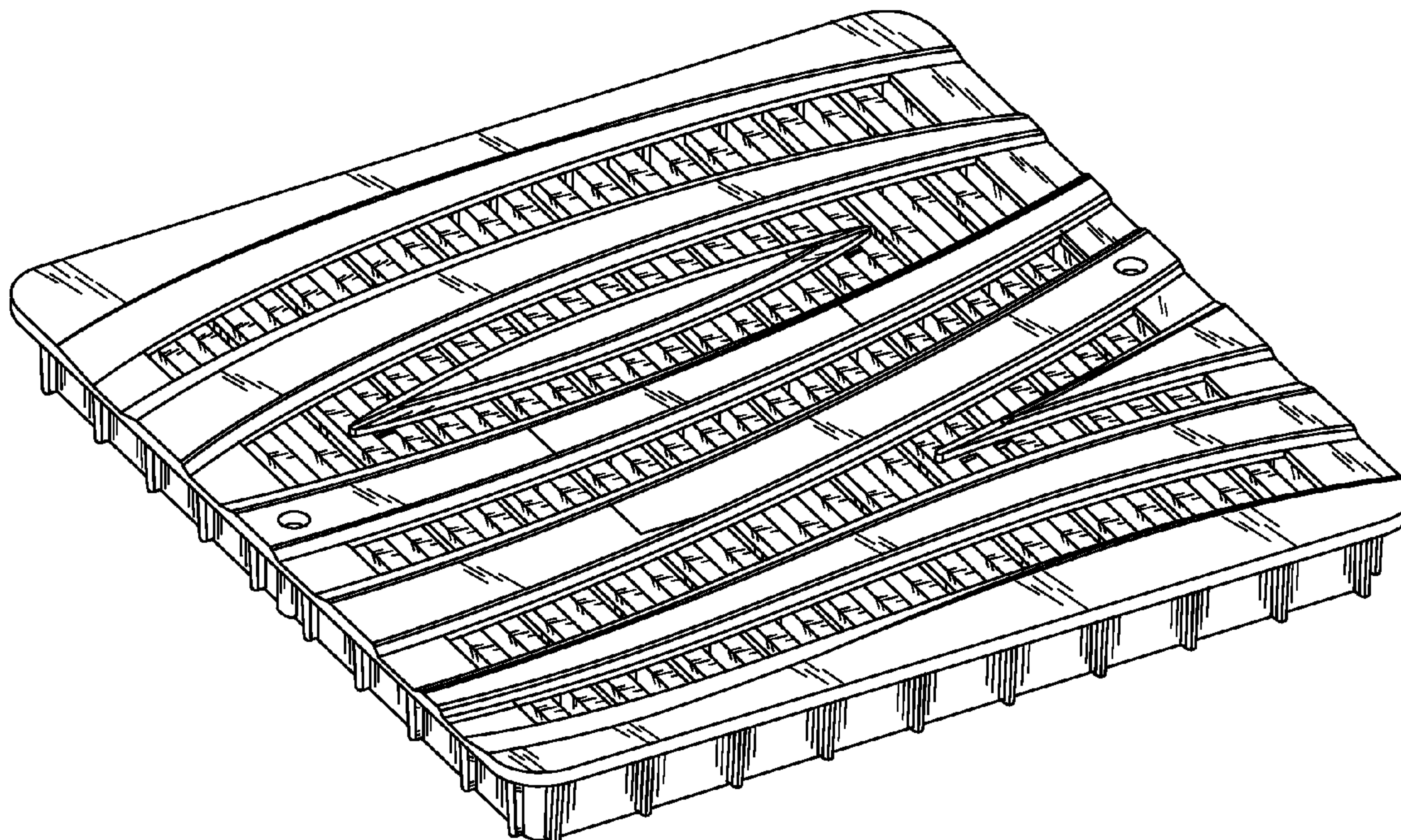
(57) **CLAIM**

The ornamental design for a decorative grate, as shown and  
described.

**DESCRIPTION**

FIG. 1 is a perspective view showing my new design;  
FIG. 2 is a front plan view thereof;  
FIG. 3 is a left side view thereof; the opposite side being a  
mirror image of the side shown; and,  
FIG. 4 is a bottom side view thereof; the opposite side being  
a mirror image of the side shown.  
The rear plan view of the decorative grate is not shown, and  
forms no part of our invention.

**1 Claim, 3 Drawing Sheets**



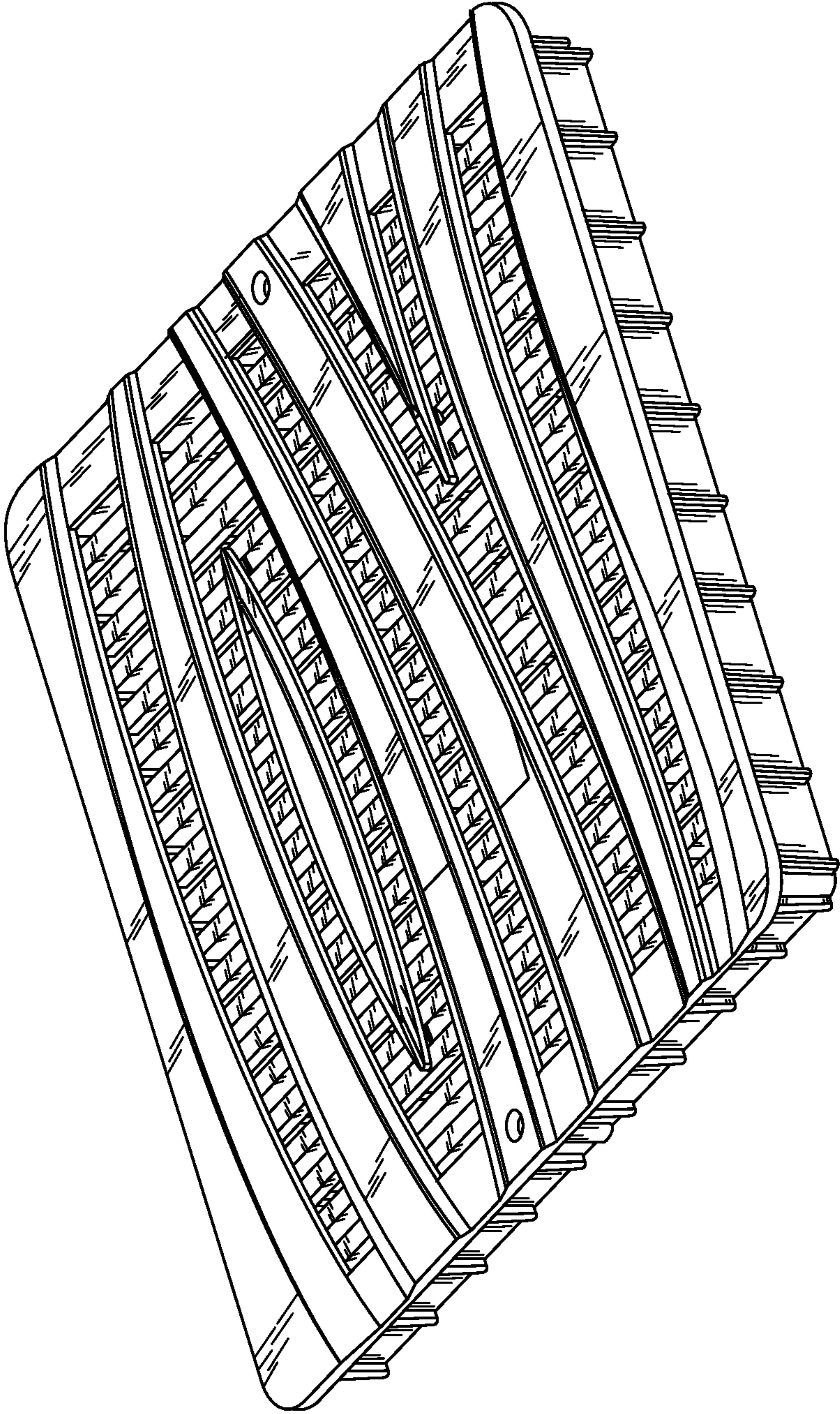


FIG. 1



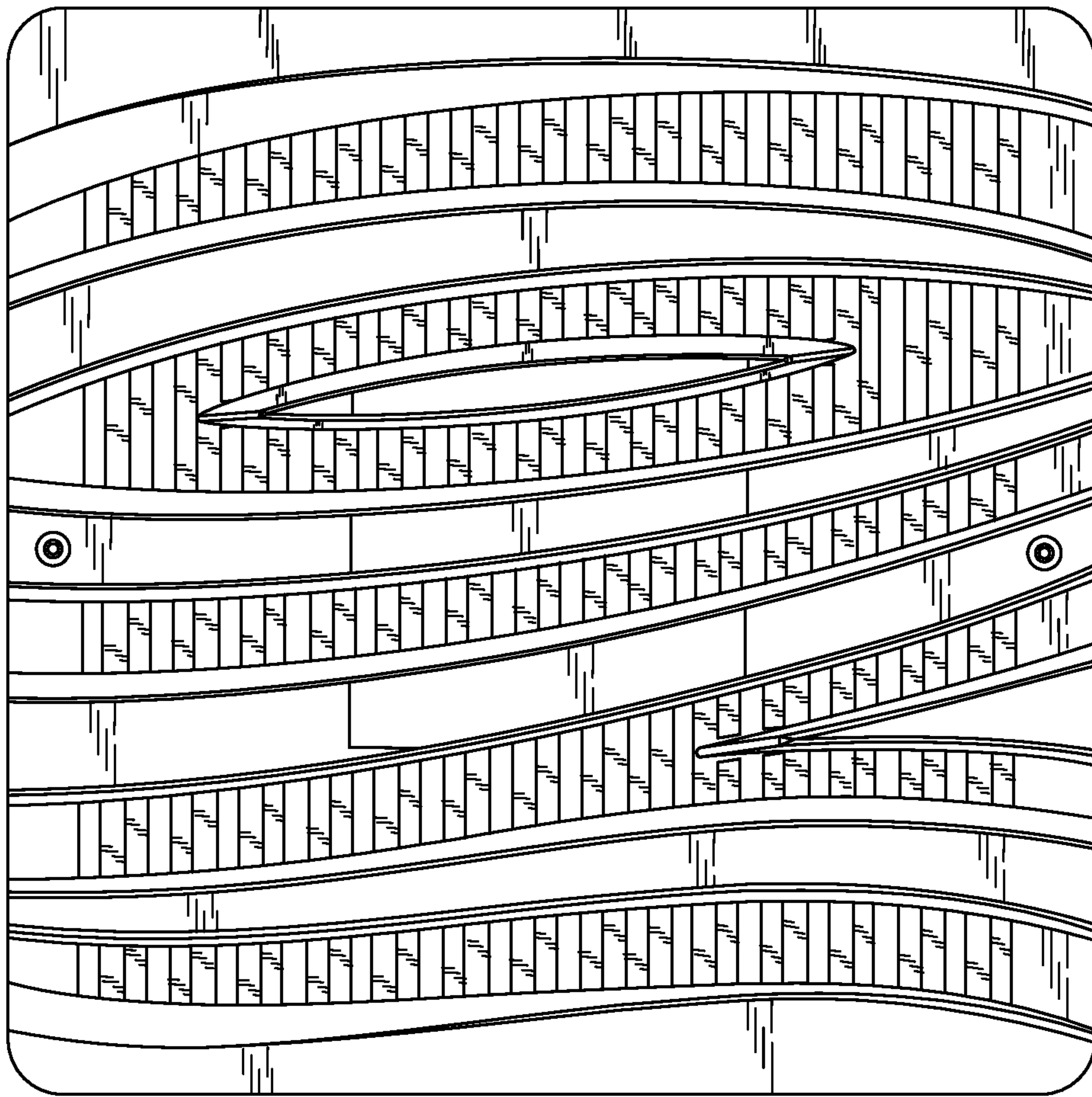


FIG. 2

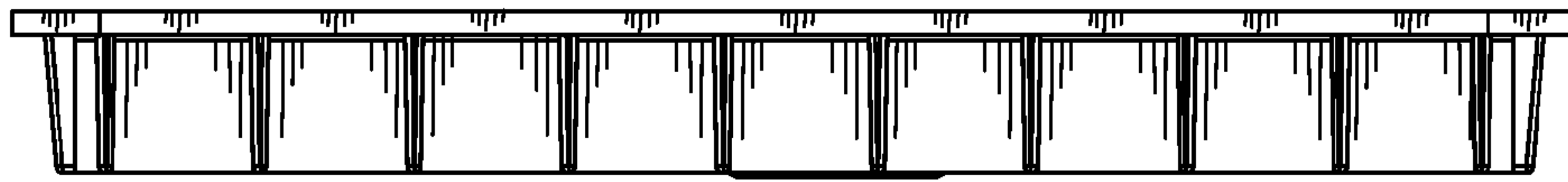


FIG. 3

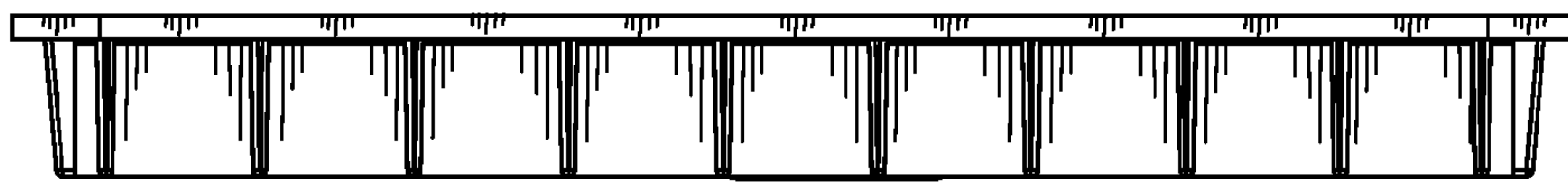


FIG. 4