



US00D689978S

(12) **United States Design Patent**  
**Mei Ying**

(10) **Patent No.:** **US D689,978 S**

(45) **Date of Patent:** **\*\* Sep. 17, 2013**

(54) **FOUNTAIN**

(76) Inventor: **Zhang Mei Ying**, Fujian (CN)

(\*\*) Term: **14 Years**

(21) Appl. No.: **29/386,417**

(22) Filed: **Mar. 1, 2011**

(51) **LOC (9) Cl.** ..... **23-01**

(52) **U.S. Cl.**  
USPC ..... **D23/201**

(58) **Field of Classification Search**  
USPC ..... D23/201; D11/139; 239/17-21  
See application file for complete search history.

(56) **References Cited**

**U.S. PATENT DOCUMENTS**

D206,565	S	*	12/1966	Forney	.....	D23/201
3,451,622	A	*	6/1969	Forney	.....	239/20
D419,637	S	*	1/2000	Lavon et al.	.....	D23/201

D442,669	S	*	5/2001	Wang	.....	D23/201
6,269,491	B2	*	8/2001	Zankow	.....	4/496
6,981,652	B2	*	1/2006	Lin	.....	239/17
D520,102	S	*	5/2006	Harbaugh	.....	D23/201
D633,173	S	*	2/2011	Vinkemulder et al.	.....	D23/201
D635,638	S	*	4/2011	Hadi	.....	D23/201

\* cited by examiner

*Primary Examiner* — Robin V Webster

(57) **CLAIM**

The ornamental design for a fountain, as shown and described.

**DESCRIPTION**


FIG. 1 is a front elevational view of a fountain showing my new design, where the rear elevational view, the left side view and the right side view are identical thereof;

FIG. 2 is a top plan view thereof; and,

FIG. 3 is a bottom plan view thereof.

The broken lines shown form no part of the claimed design.

**1 Claim, 3 Drawing Sheets**






FIG. 1

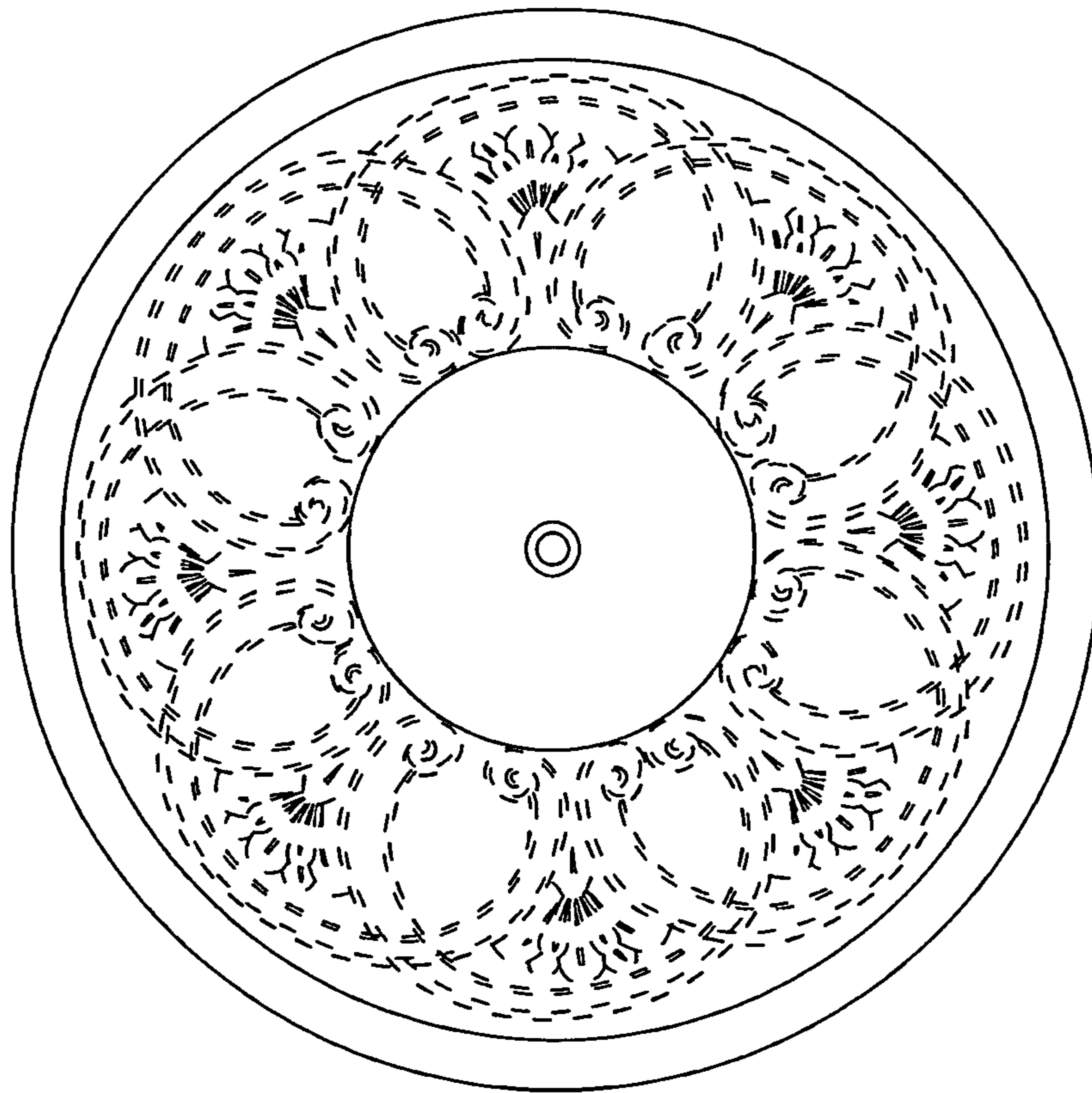


FIG. 2

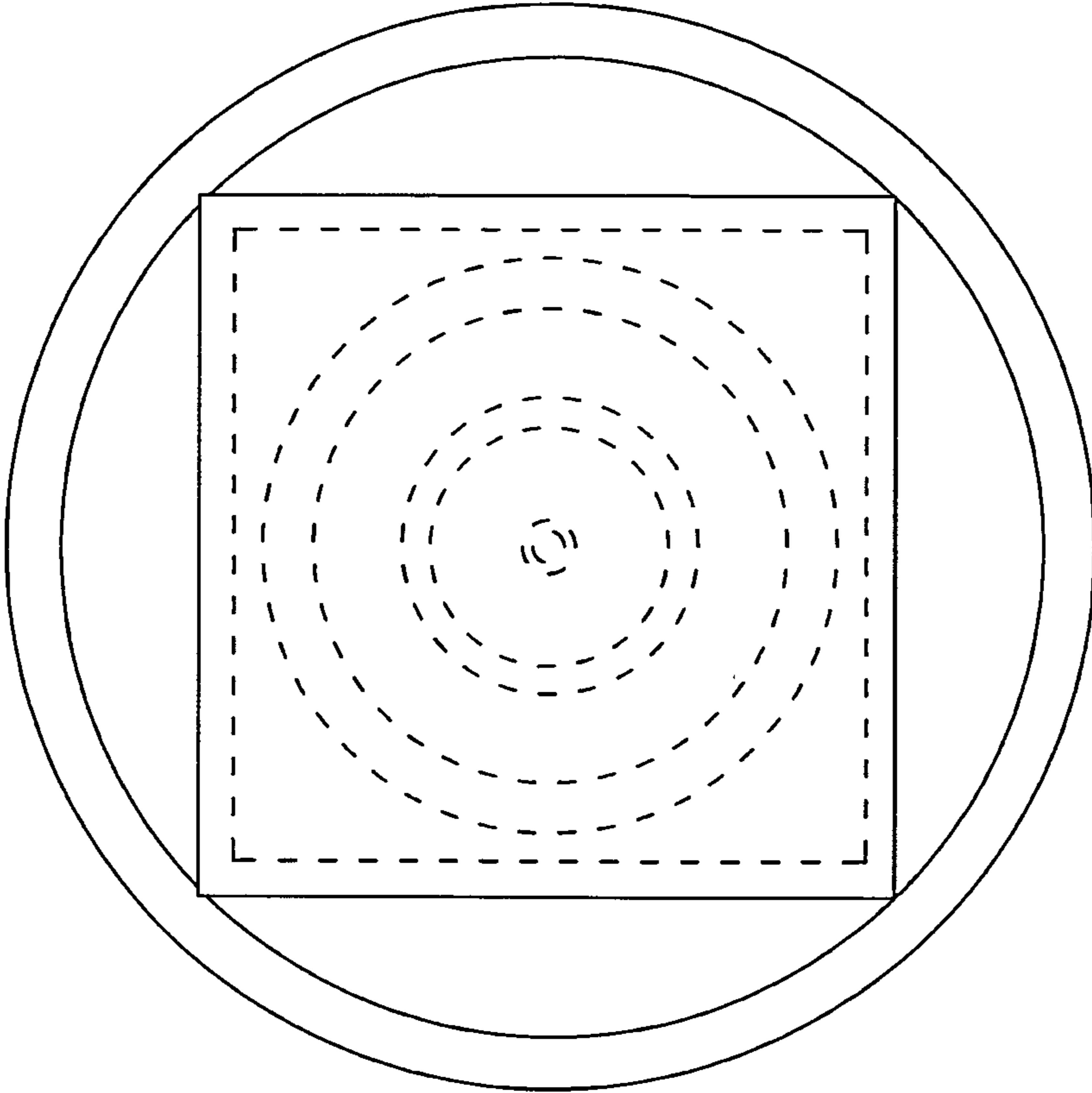


FIG. 3