



US00D689973S

(12) **United States Design Patent**
Smith

(10) **Patent No.:** **US D689,973 S**

(45) **Date of Patent:** **** Sep. 17, 2013**

(54) **GOLF BALL MARKER**

(76) Inventor: **Gregory D. Smith**, Kernersville, NC
(US)

(**) Term: **14 Years**

(21) Appl. No.: **29/426,311**

(22) Filed: **Jul. 3, 2012**

(51) **LOC (9) Cl.** **21-02**

(52) **U.S. Cl.**
USPC **D21/794**

(58) **Field of Classification Search**
USPC D21/789, 793-794; 473/285, 406
See application file for complete search history.

(56) **References Cited**

U.S. PATENT DOCUMENTS

D446,837 S	*	8/2001	Tate	D21/794
D480,444 S	*	10/2003	Marchessault et al.	D21/794
D540,902 S	*	4/2007	Regalado	D21/794
D588,670 S	*	3/2009	Walz	D21/794

D603,925 S	*	11/2009	Hafdal	D21/793
D606,149 S	*	12/2009	Regalado	D21/793
D624,142 S	*	9/2010	Weber	D21/794
D624,143 S	*	9/2010	Weber	D21/794

* cited by examiner

Primary Examiner — Mitchell Siegel

(74) *Attorney, Agent, or Firm* — Blake P. Hart

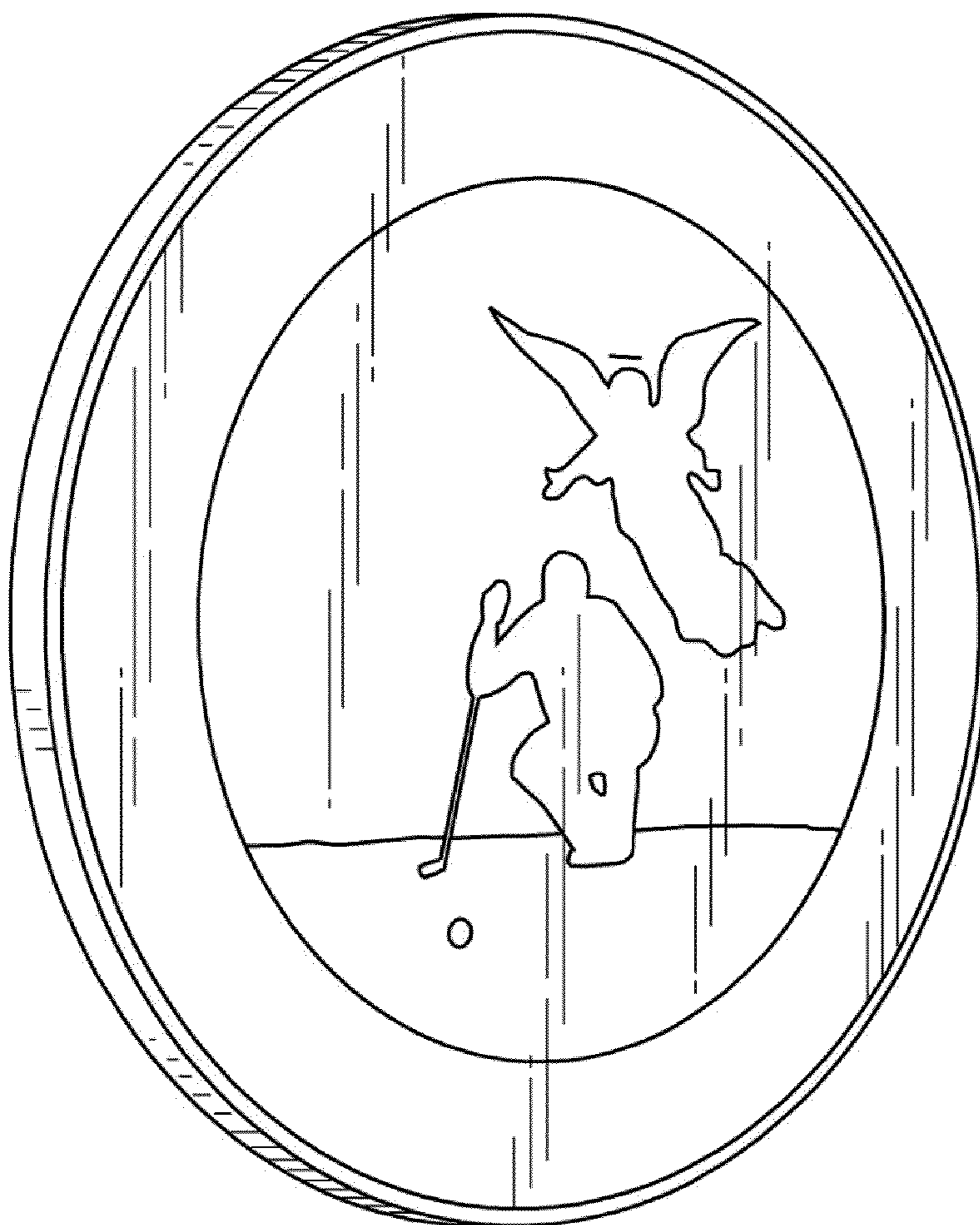
(57) **CLAIM**

The ornamental design for a golf ball marker, as shown and described.

DESCRIPTION

FIG. 1 is a top, front, left side perspective view of a golf ball marker showing my new design;
FIG. 2 is a front elevational view thereof;
FIG. 3 is a rear elevational view thereof; and,
FIG. 4 is a right side elevational view, the left side elevation, top plan and bottom plan views are identical.

1 Claim, 2 Drawing Sheets



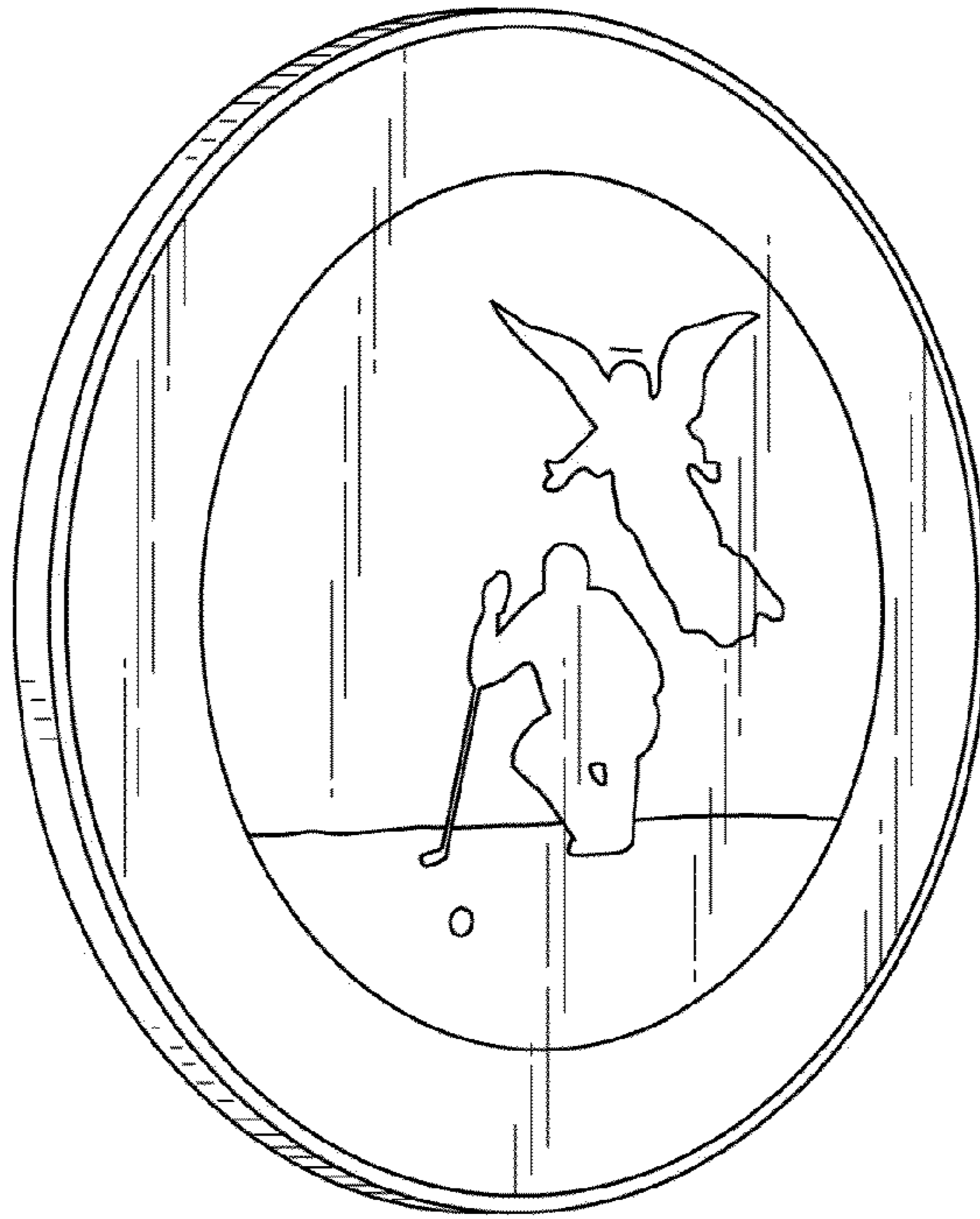


Fig. 1



Fig. 2



Fig. 4

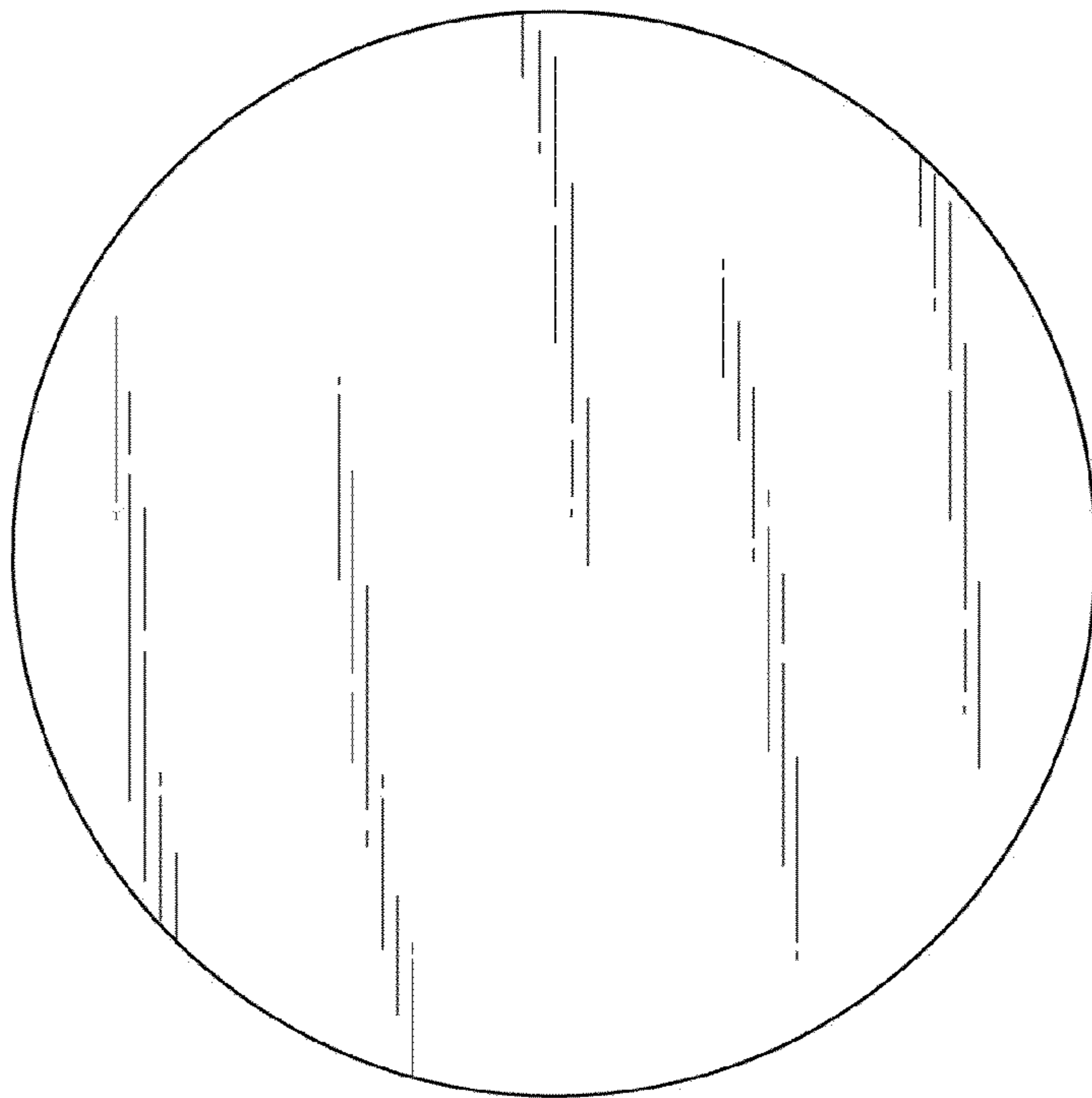


Fig. 3