



US00D689972S

(12) **United States Design Patent**
Visscher

(10) **Patent No.:** **US D689,972 S**

(45) **Date of Patent:** **** Sep. 17, 2013**

(54) **BOWLING ALLEY**

(75) Inventor: **Hendrikus Johannes Visscher,**
Wagenberg (NL)

(73) Assignee: **De Bowlingwacht B.V.,** Wagenberg
(NL)

(**) Term: **14 Years**

(21) Appl. No.: **29/409,187**

(22) Filed: **Dec. 21, 2011**

(30) **Foreign Application Priority Data**

Jun. 21, 2011 (EM) 001880659-0001

(51) **LOC (9) Cl.** **21-01**

(52) **U.S. Cl.**
USPC **D21/785**

(58) **Field of Classification Search**
USPC D21/312, 314, 317, 334, 338, 785;
273/108, 108.1, 118 R, 126 R; 473/115-117,
473/107, 54, 55

See application file for complete search history.

(56) **References Cited**

U.S. PATENT DOCUMENTS

D58,686 S *	8/1921	Knighten	D21/317
1,962,899 A *	6/1934	Hagy	473/116
3,602,507 A *	8/1971	Naylor	473/116
D246,675 S *	12/1977	Neymarc	D21/317
4,330,122 A *	5/1982	Sheinberg et al.	473/109
D294,505 S *	3/1988	Knighten	D21/317
D309,922 S *	8/1990	Jorgensen	D21/317
5,181,716 A *	1/1993	Stephens	473/113
D343,219 S *	1/1994	Unterberger	D21/317

5,435,788 A	7/1995	Duff	
5,800,275 A	9/1998	Gretzky et al.	
5,830,073 A *	11/1998	Voss 473/54
6,039,655 A *	3/2000	Todokoro 473/116
7,063,622 B1	6/2006	Luoma	

OTHER PUBLICATIONS

Brochure entitled "Brunswick Bowling Center Products & You", copyright 2011 Brunswick Bowling & Billiards Corporation, 34 pages, date of publication unknown.

* cited by examiner

Primary Examiner — Prabhakar Deshmukh

(74) *Attorney, Agent, or Firm* — Hovey Williams LLP

(57) **CLAIM**

The ornamental design for a bowling alley, as shown and described.

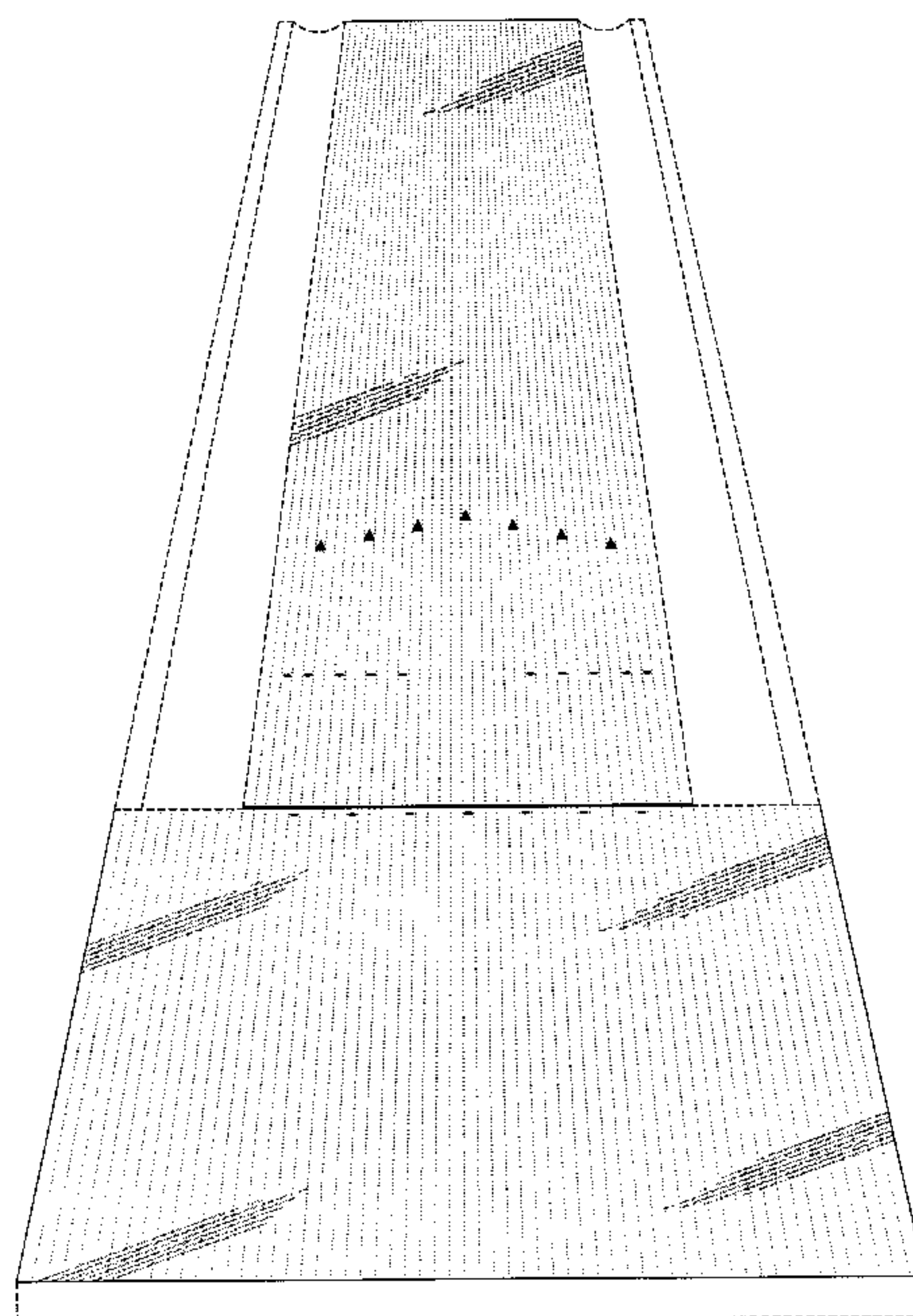
DESCRIPTION

FIG. 1 is a top front perspective view of a bowling alley showing my new design; and, FIG. 2 is a top rear perspective view thereof.

The top surface of the lane and approach are glossy as shown with shading and white, excluding the foul line, arrows and dots and evenly spaced longitudinally extending faint lines which are black.

The broken line showing of the gutters and outer edges of the gutters on either side of the lane and the thickness of the lane as shown in FIGS. 1 and 2 is for the purpose of illustrating environmental structure and forms no part of the claimed design.

1 Claim, 2 Drawing Sheets



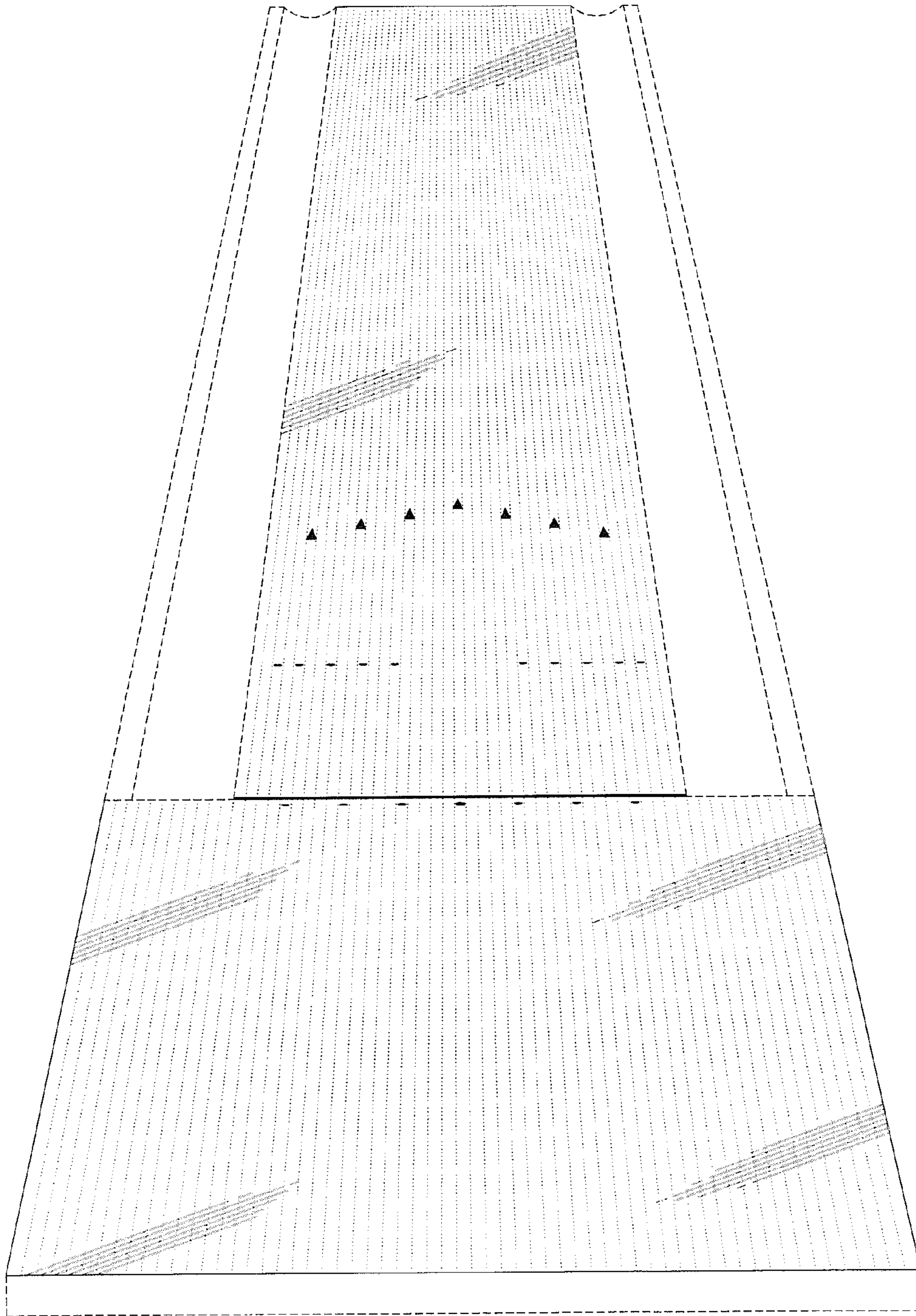


Fig. 1.

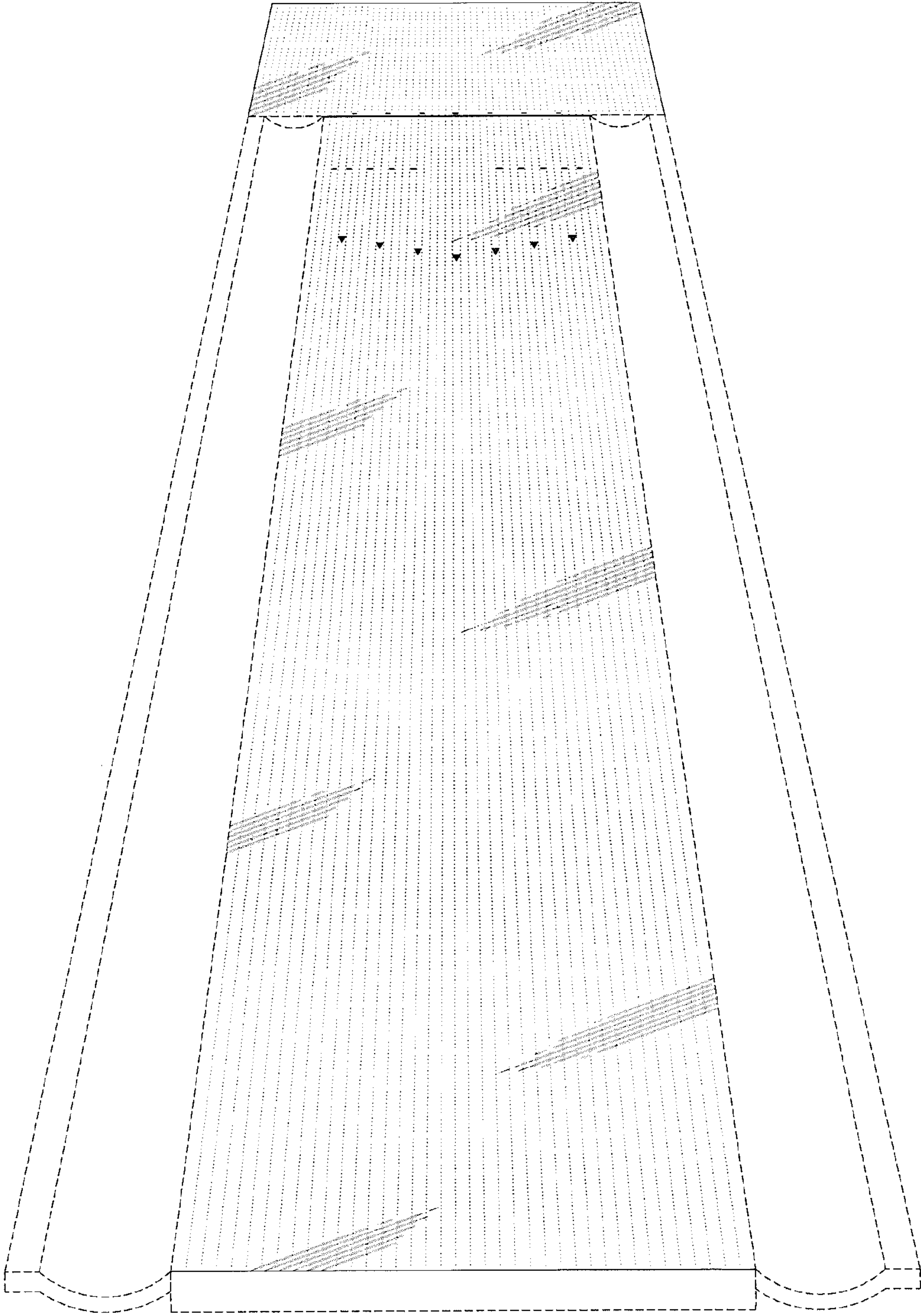


Fig. 2.