



US00D689952S

(12) **United States Design Patent**
De La Torre et al.

(10) **Patent No.:** **US D689,952 S**

(45) **Date of Patent:** **** Sep. 17, 2013**

- (54) **TOY**
- (71) Applicant: **Mattel, Inc.**, El Segundo, CA (US)
- (72) Inventors: **Gabriel De La Torre**, Bell Gardens, CA (US); **Michael O'Hare**, Redondo Beach, CA (US); **Chris Robert Michael Bourassa**, Vancouver (CA)
- (73) Assignee: **Mattel, Inc.**, El Segundo, CA (US)

(**) Term: **14 Years**

(21) Appl. No.: **29/433,756**

- (22) Filed: **Oct. 4, 2012**
- (51) **LOC (9) Cl.** **21-01**
- (52) **U.S. Cl.**
USPC **D21/436; D21/437**
- (58) **Field of Classification Search**
USPC D21/436, 437, 438, 441, 445, 447, D21/448, 449, 450, 451, 453; D12/319, D12/321, 325, 335, 336, 345; 244/2, 5, 6, 244/8, 13, 16, 24, 117 R, 119, 153 R, 154; 446/61, 62, 63, 66, 67, 34
See application file for complete search history.

(56) **References Cited**

U.S. PATENT DOCUMENTS

- D231,114 S * 4/1974 Laske D21/445
- D232,961 S * 9/1974 Laske D21/445
- 3,909,976 A * 10/1975 Kirk 446/61
- 3,980,260 A * 9/1976 Laske 244/153 R
- 4,029,273 A * 6/1977 Christoffel, Jr. 244/153 R

- D288,946 S * 3/1987 Rodis-Jamero D21/451
- D314,366 S * 2/1991 Waaland et al. D12/333
- 4,997,401 A * 3/1991 Rose et al. 446/64
- D321,732 S * 11/1991 Furst D21/451
- D323,359 S * 1/1992 Rose et al. D21/449
- 5,556,057 A * 9/1996 Davies 244/153 R
- 5,669,803 A * 9/1997 Sweed 446/61
- 5,762,293 A * 6/1998 Crosbie 244/33
- 2007/0295864 A1* 12/2007 Garvin 244/153 R

* cited by examiner

Primary Examiner — Caron D Veynar

Assistant Examiner — Martie K Holtje

(74) *Attorney, Agent, or Firm* — Edell, Shapiro & Finnan LLC


(57) **CLAIM**

The ornamental design for a toy, as shown and described.

DESCRIPTION

FIG. 1 is a front perspective view of a toy according to the present invention;
 FIG. 2 is front view of the toy of FIG. 1;
 FIG. 3 is a rear view of the toy of FIG. 1;
 FIG. 4 is a left side view of the toy of FIG. 1;
 FIG. 5 is a right side view of the toy of FIG. 1;
 FIG. 6 is a top view of the toy of FIG. 1; and,
 FIG. 7 is a bottom view of the toy of FIG. 1.
 The portions shown in phantom are for illustrative purposes only and form no part of the claimed design.

1 Claim, 4 Drawing Sheets






FIG.1

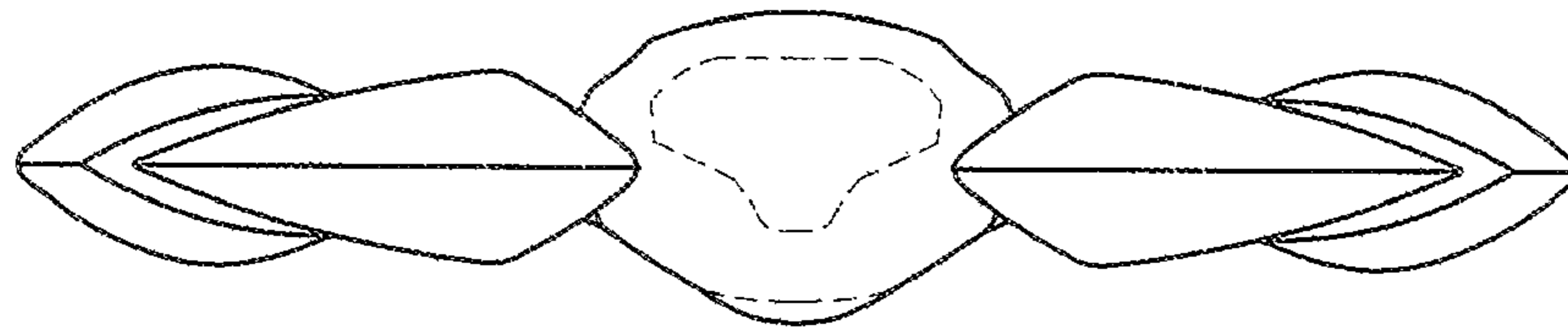


FIG. 2

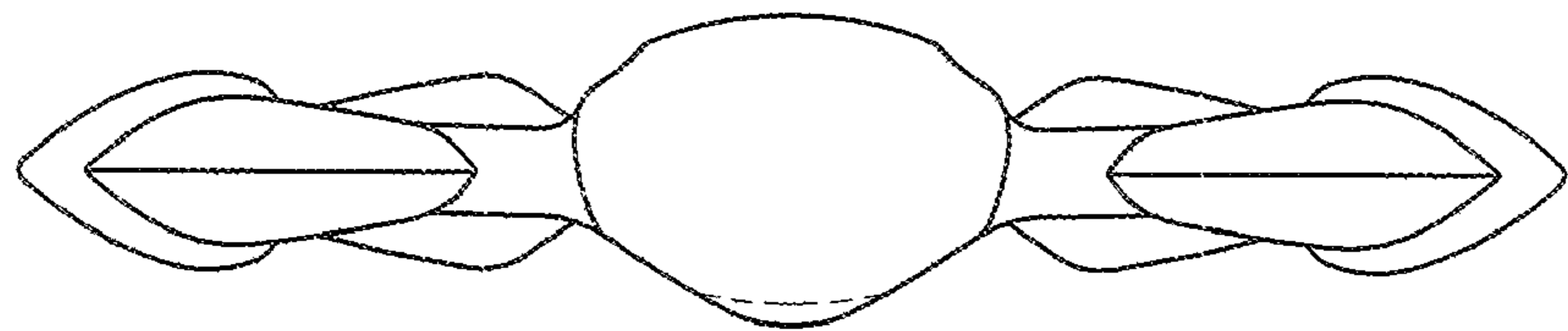


FIG. 3




FIG.4




FIG.5

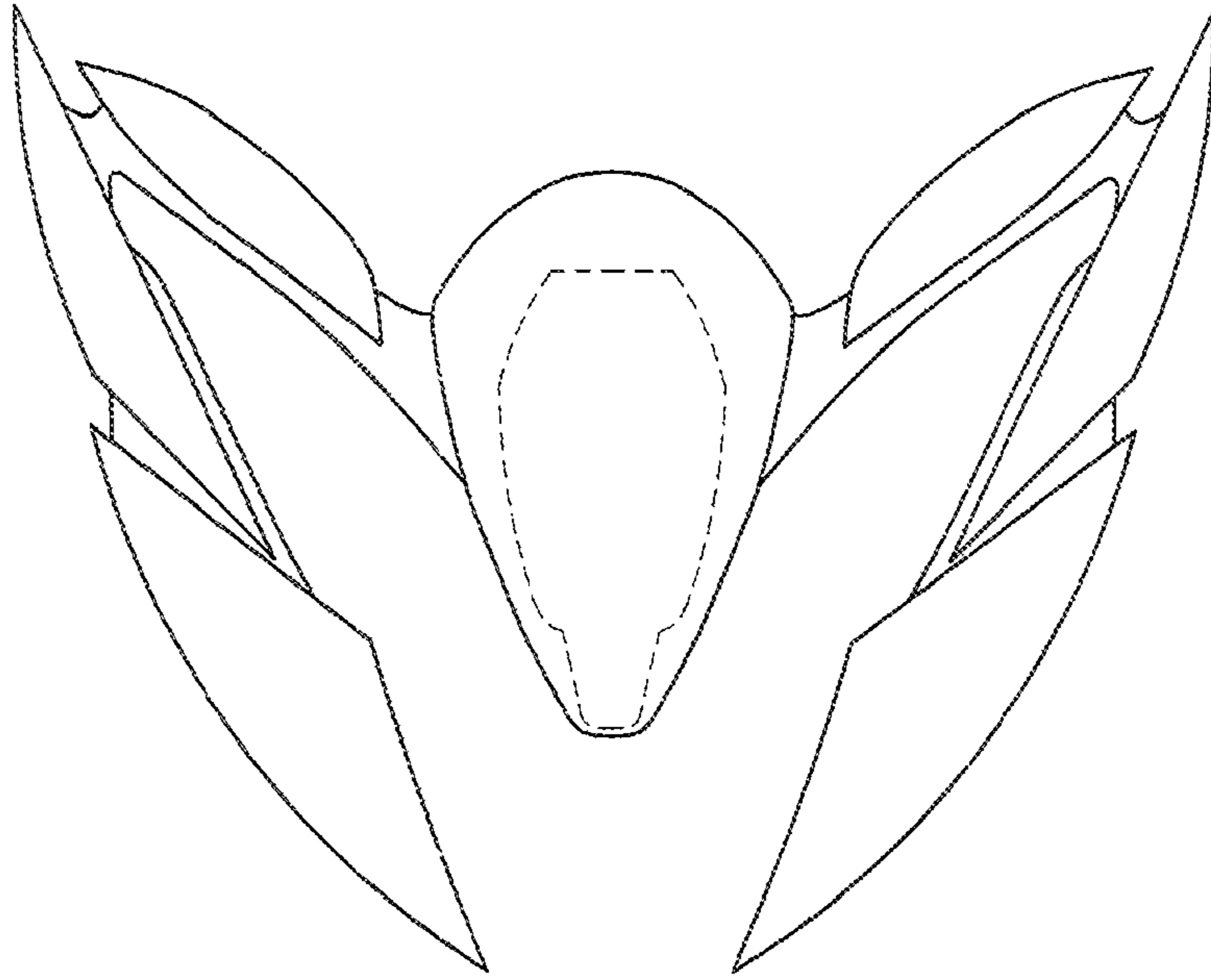


FIG.6

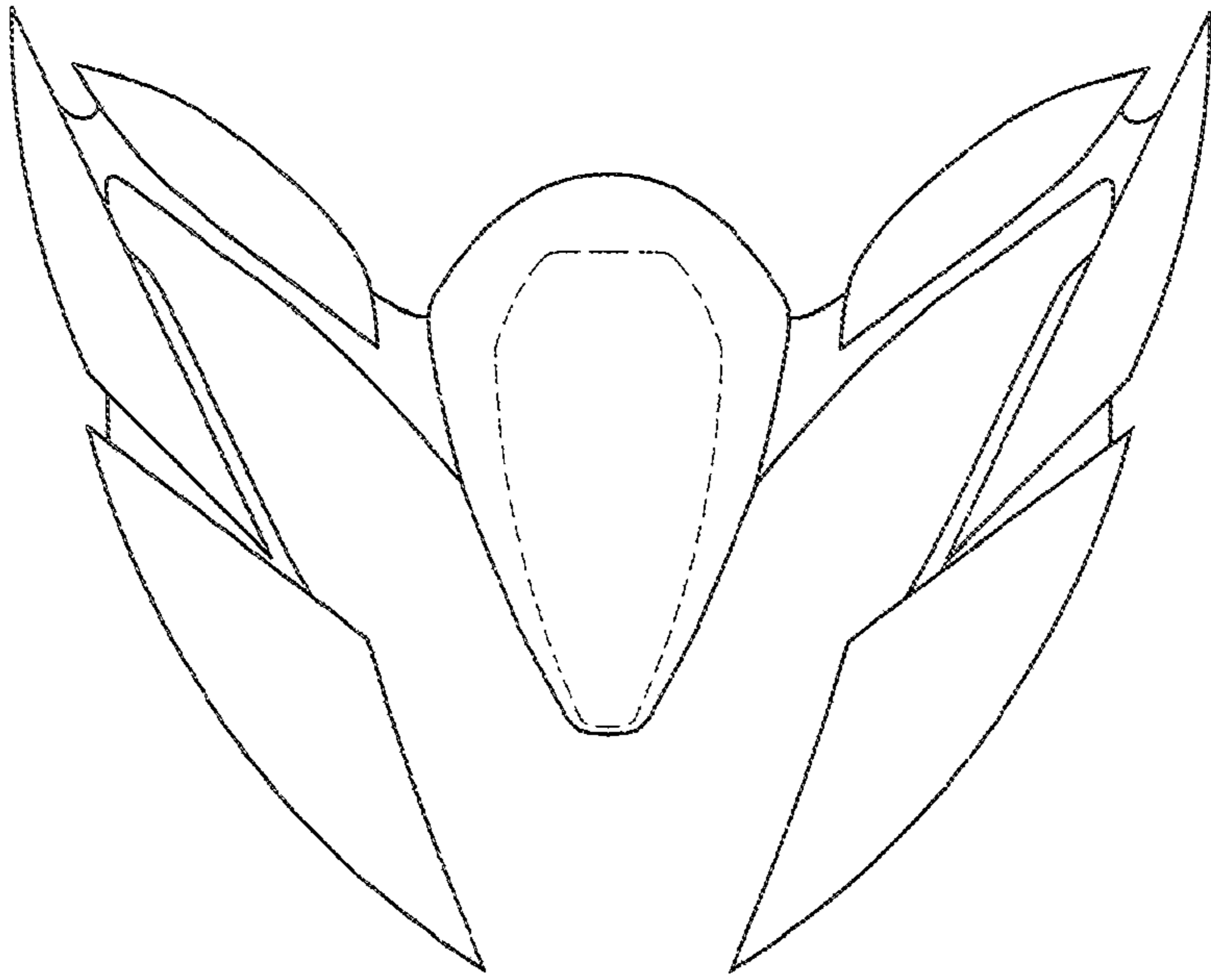


FIG.7