



US00D689940S

(12) **United States Design Patent**
Hu

(10) **Patent No.:** **US D689,940 S**

(45) **Date of Patent:** **** Sep. 17, 2013**

(54) **DRAWER ORGANIZER**

(71) Applicant: **Yajun Hu**, El Dorado Hills, CA (US)

(72) Inventor: **Yajun Hu**, El Dorado Hills, CA (US)

(73) Assignee: **Designa Group Inc.**, El Dorado Hills, CA (US)

(**) Term: **14 Years**

(21) Appl. No.: **29/439,133**

(22) Filed: **Dec. 6, 2012**

(51) **LOC (9) Cl.** **19-02**

(52) **U.S. Cl.**
USPC **D19/77**

(58) **Field of Classification Search**
USPC D3/304, 306, 313, 314, 315; D6/675.2,
D6/683, 683.1, 705.6; D7/553.2, 553.3,
D7/553.6, 553.7, 554.2, 554.3, 637; D19/75,
D19/77-92; 206/214, 425, 449, 558, 371;
211/10, 11, 45, 50, 55, 69.1-69.9, 126.1;
220/485, 607

See application file for complete search history.

(56) **References Cited**

U.S. PATENT DOCUMENTS

D245,783 S	9/1977	Fieni	
D301,590 S	6/1989	Foran et al.	
5,271,551 A	12/1993	Roepke	
D354,516 S	1/1995	Crist et al.	
5,385,230 A *	1/1995	Nygaard et al.	206/214
D357,034 S *	4/1995	King	D19/77
D383,283 S	9/1997	Hankins, III	

D424,117 S	5/2000	Steinbeck et al.	
6,129,433 A *	10/2000	Rosenberg et al.	312/348.3
D433,711 S	11/2000	Andujar	
D450,453 S *	11/2001	Andujar	D3/306
D455,921 S *	4/2002	Quinn	D6/510
6,493,917 B1 *	12/2002	Sunka	29/413
D472,711 S *	4/2003	Chen	D3/313
D472,735 S	4/2003	Haugen	
D523,245 S	6/2006	Post	
7,147,120 B2 *	12/2006	Rosenberg et al.	220/8
D551,455 S	9/2007	Norvell	
D579,246 S *	10/2008	Snider	D6/510
D644,491 S	9/2011	Snider	
D654,735 S *	2/2012	Snider	D6/510
D665,845 S *	8/2012	Chuang	D19/77
D672,395 S *	12/2012	Chuang	D19/77
2006/0124647 A1 *	6/2006	Rosenberg et al.	220/500
2009/0162506 A1 *	6/2009	Weir	426/396

* cited by examiner

Primary Examiner — Elizabeth Albert

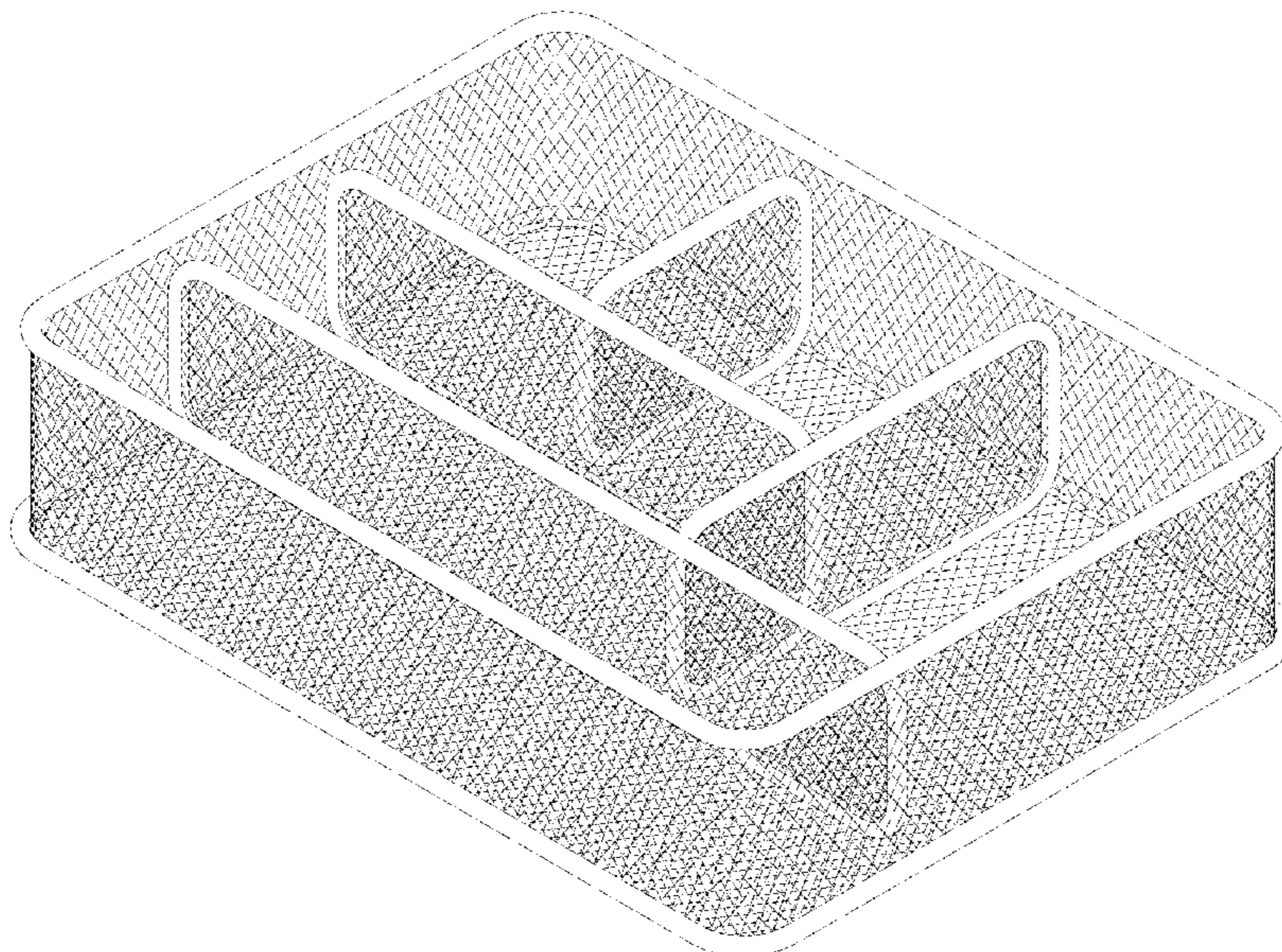
(57) **CLAIM**

The ornamental design for a drawer organizer, as shown and described.

DESCRIPTION

FIG. 1 is a perspective view drawer organizer showing my design;
FIG. 2 is a front view thereof;
FIG. 3 is a bottom view thereof;
FIG. 4 is a top view thereof;
FIG. 5 is a rear side view thereof;
FIG. 6 is a left side view thereof; and,
FIG. 7 is a right side view thereof.

1 Claim, 7 Drawing Sheets



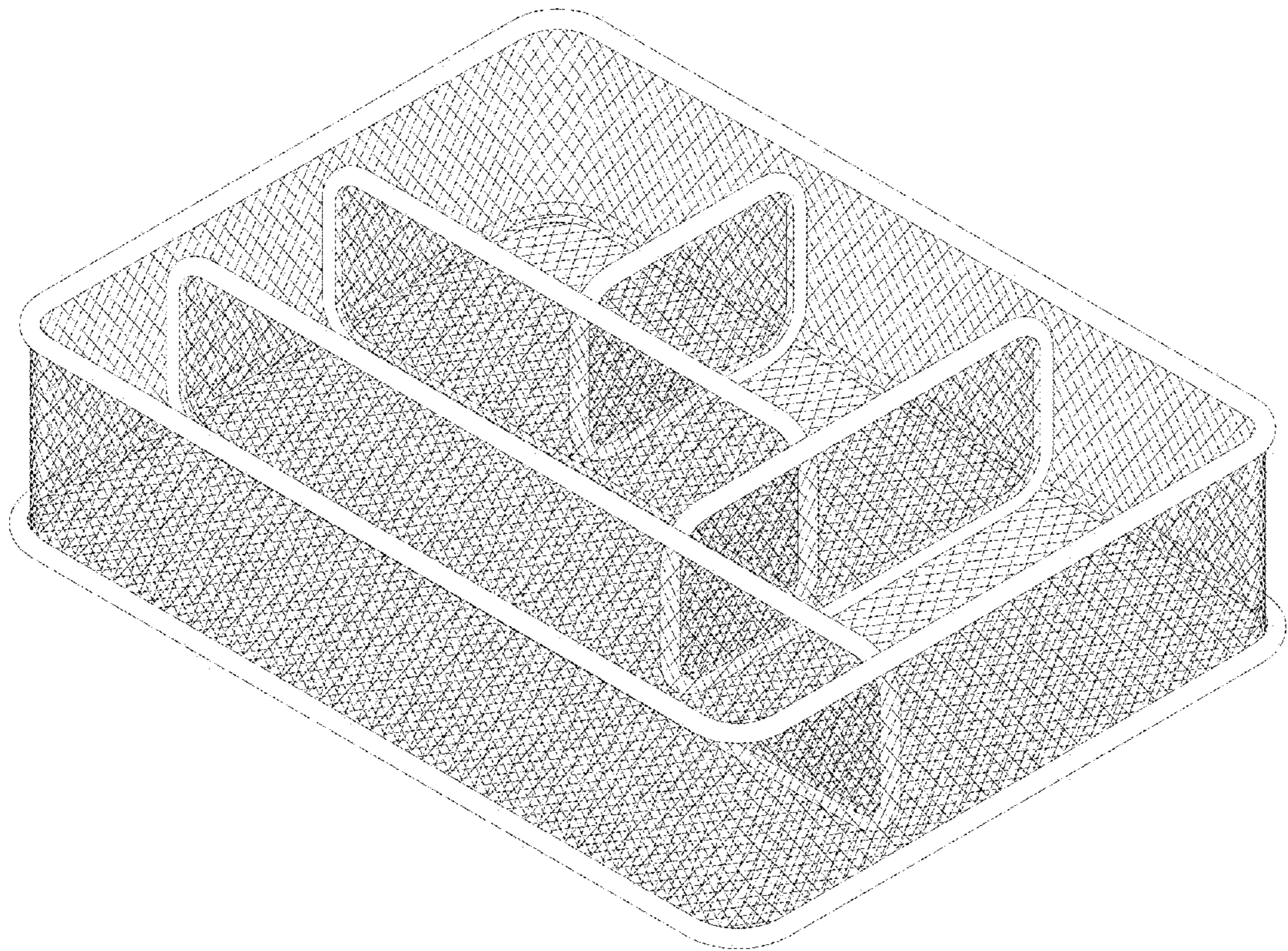


FIG.1

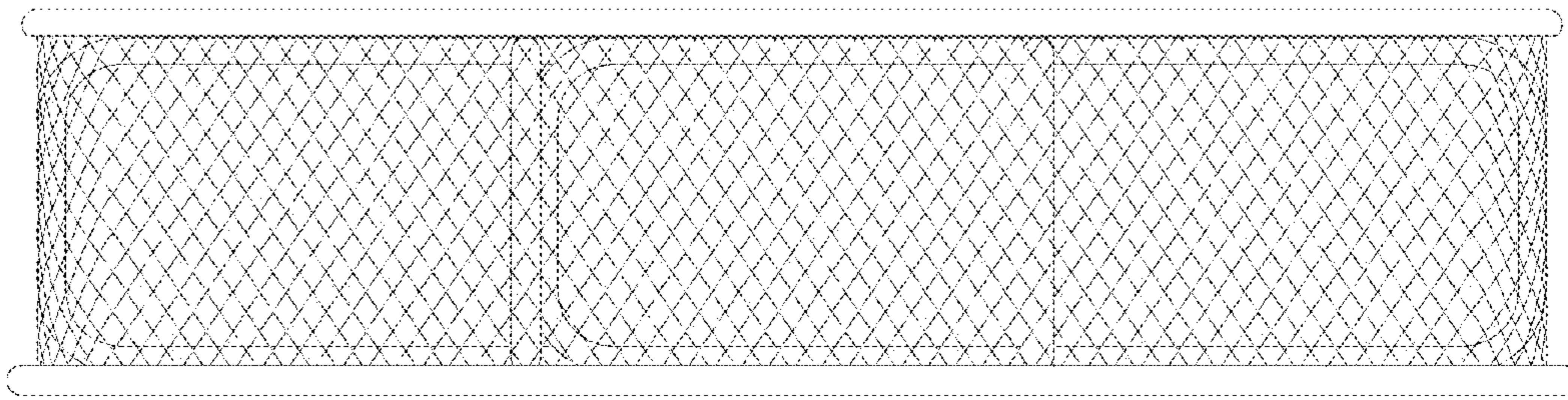


FIG.2




FIG.3




FIG.4

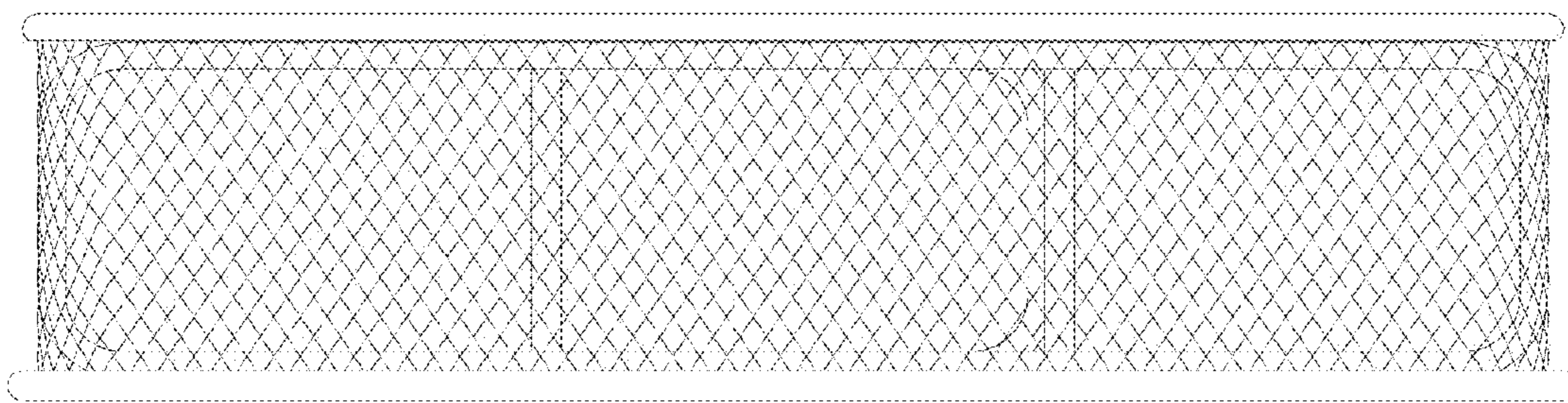


FIG.5

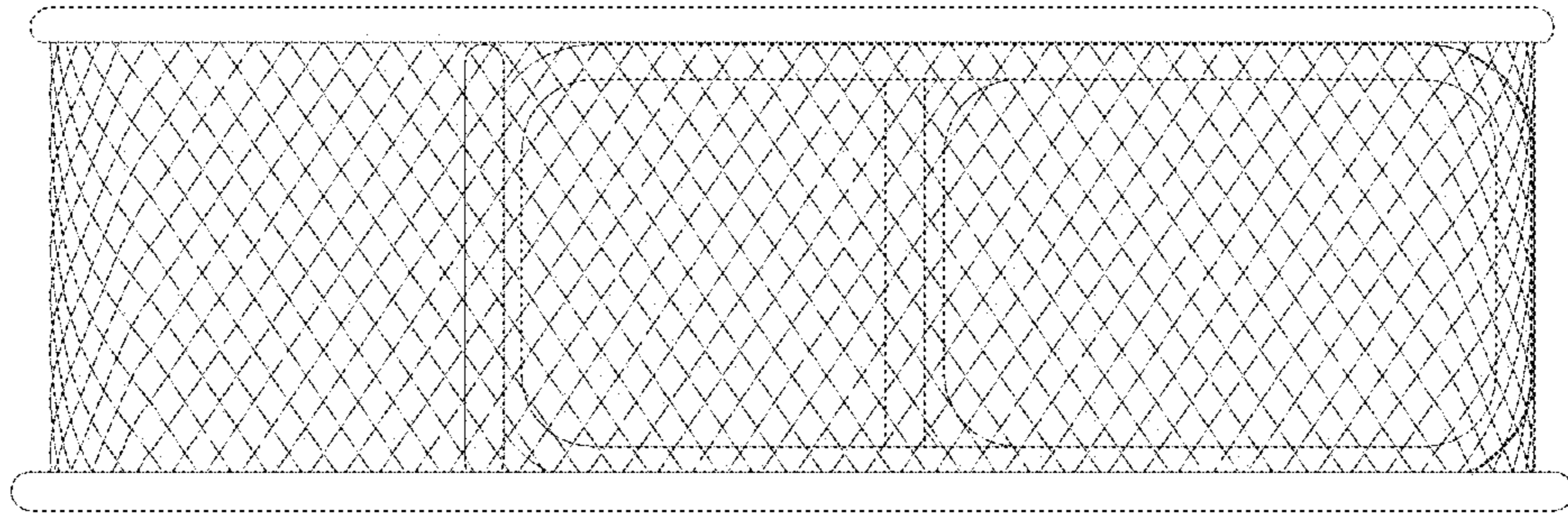


FIG.6

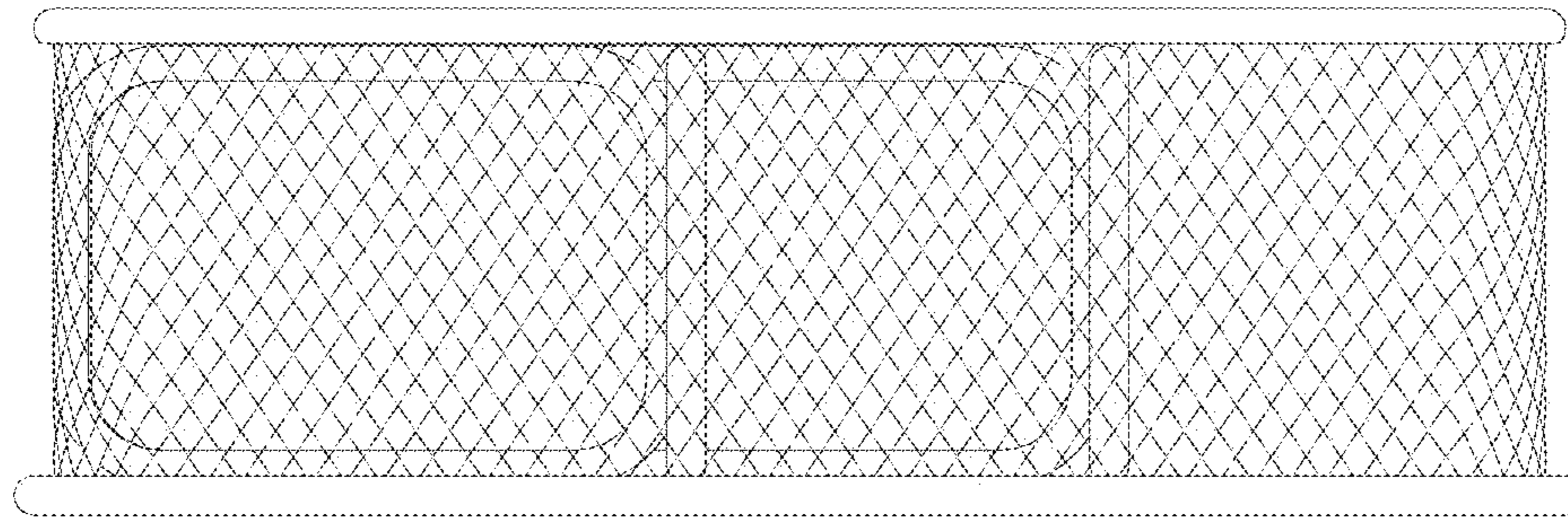


FIG.7