



US00D689926S

(12) **United States Design Patent**
Miskin

(10) **Patent No.:** **US D689,926 S**

(45) **Date of Patent:** **** Sep. 17, 2013**

(54) **WRITING INSTRUMENT WITH REMOVAL TOOL**

(76) Inventor: **Howard Miskin**, Great Neck, NY (US)

(**) Term: **14 Years**

(21) Appl. No.: **29/413,493**

(22) Filed: **Feb. 16, 2012**

(51) **LOC (9) Cl.** **19-06**

(52) **U.S. Cl.**
USPC **D19/36**

(58) **Field of Classification Search**

USPC D14/411; D19/35, 36, 41-51, 54-58;
24/11 F, 11 P, 11 R; 401/52, 99-109, 192,
401/195, 196; D28/7, 76, 88; D8/48
See application file for complete search history.

(56) **References Cited**

U.S. PATENT DOCUMENTS

D342,656 S *	12/1993	Hochfeld et al.	D8/48
D356,720 S *	3/1995	Hochfeld et al.	D8/48
D410,031 S *	5/1999	Charriol	D19/51
D414,998 S *	10/1999	Cheldin	D8/48
D419,410 S *	1/2000	Wilson	D8/48
D438,440 S *	3/2001	Cheldin	D8/48
6,499,196 B1 *	12/2002	Mittersinker et al.	24/11 R
6,729,785 B2 *	5/2004	Wijerama	401/17
D492,173 S *	6/2004	Huang	D8/48
D501,387 S *	2/2005	Huang	D8/105
D512,625 S *	12/2005	Cheldin	D8/104
D536,228 S *	2/2007	Huang	D8/48
D547,156 S *	7/2007	Lee	D8/104
D564,586 S *	3/2008	Kwok	D19/50
D575,824 S *	8/2008	Koch	D19/51
D577,064 S *	9/2008	Briggl	D19/48
D585,262 S *	1/2009	Cheldin	D8/104
D598,952 S *	8/2009	Kushner	D19/36
D603,680 S *	11/2009	Wu	D8/99
D606,588 S *	12/2009	Faber	D19/50
D610,196 S *	2/2010	Pearson	D19/48
D621,678 S *	8/2010	Huang	D8/104
D630,219 S *	1/2011	Fujino et al.	D14/411
D647,966 S *	11/2011	Koch	D19/51

OTHER PUBLICATIONS

Image of pen printed from the internet on Jul. 7, 2010. <www.4imprint.com/tag/319/multi-function/products/6107/magnetic-staple-removerpen>.

Image of staple remover printed from the internet on Jul. 7, 2010. <www.bulletline.com/viewitem.aspx?pn=sm-3244&categorygroup>.

Image of staple remover printed from the internet on Jul. 7, 2010. <www.bulletline.com/images/sm-3244-large.jpg>.

Image of staple remover printed from the internet on Jun. 11, 2010. <www.branders.com/s/logoed-pen-with-staple-remover-zoom>.

Image of staple remover printed from the internet on Jul. 7, 2010. <www.epromos.com/orderpipeline/largeimg1.jsp?productid=8822652>.

Image of staple remover printed from the internet on Jul. 7, 2010. <www.epromos.com/pproduct/8822652.html>.

* cited by examiner

Primary Examiner — Elizabeth Albert

(74) *Attorney, Agent, or Firm* — Howard C. Miskin; Gloria Tsui-Yip

(57) **CLAIM**

The ornamental design for a writing instrument with removal tool, as shown and described.

DESCRIPTION

FIG. 1 is a perspective view of my new design;

FIG. 2 is a right side view thereof;

FIG. 3 is a left side view thereof;

FIG. 4 is a rear elevational view thereof;

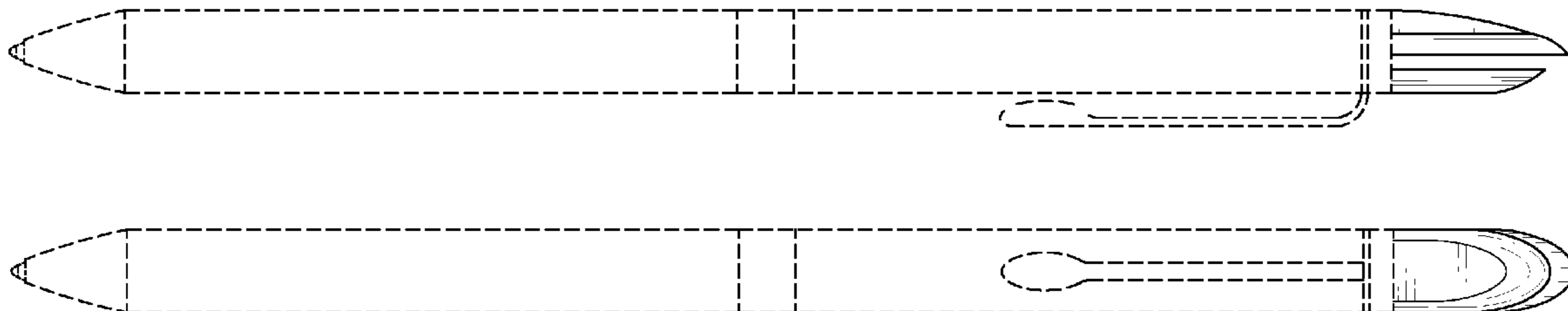
FIG. 5 is a front elevational view thereof;

FIG. 6 is a bottom view thereof; and,

FIG. 7 is a top view thereof.

The broken lines showing the clip and barrel in FIGS. 1-7 illustrate environmental matter which form no part of the claimed design.

1 Claim, 4 Drawing Sheets



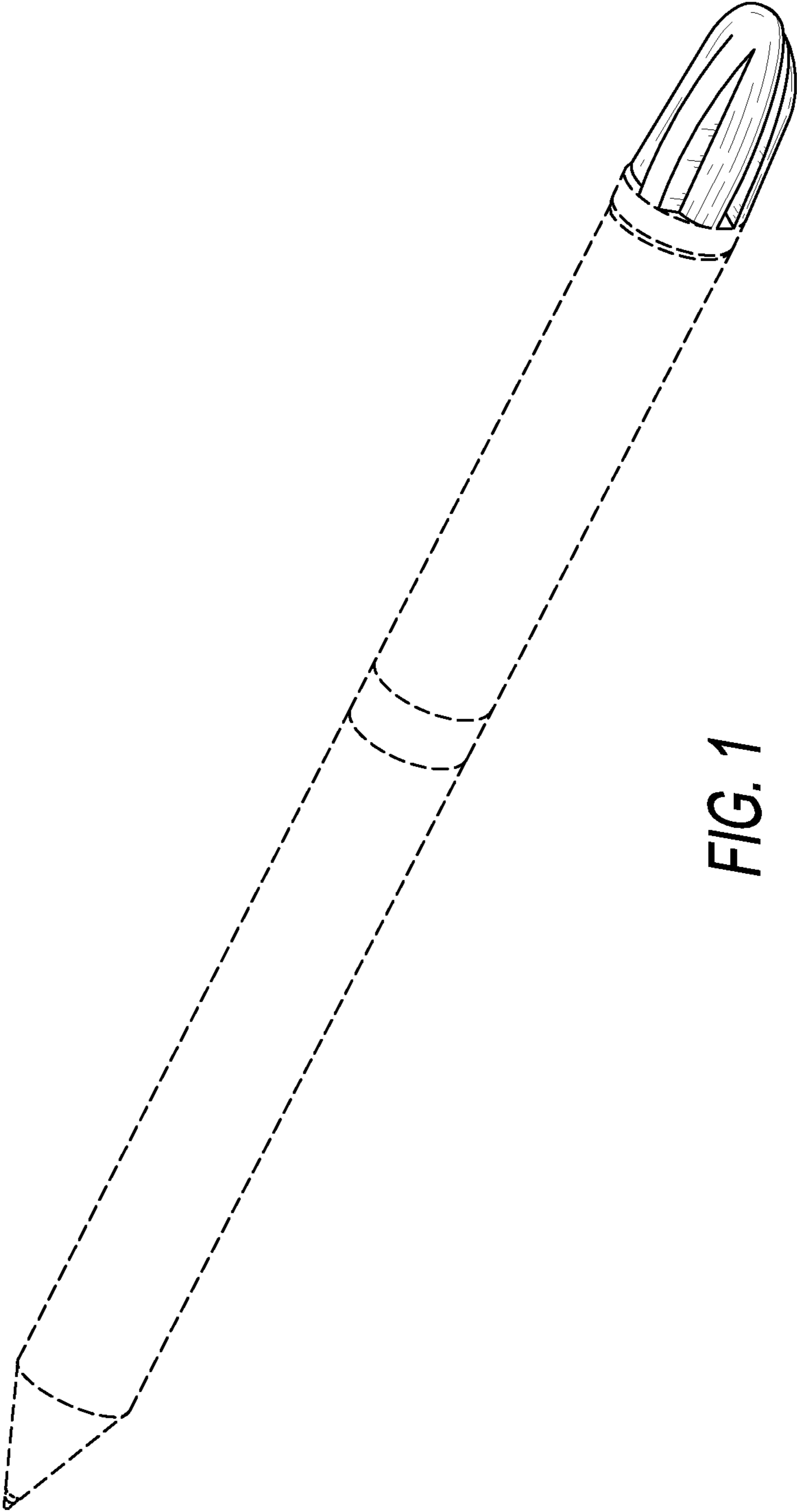


FIG. 1

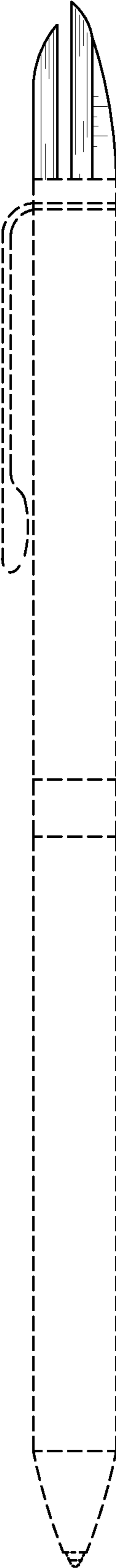


FIG. 2

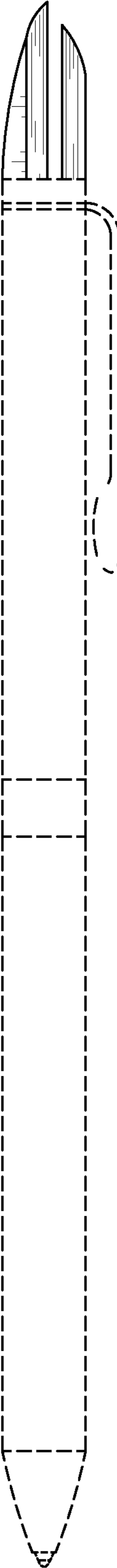


FIG. 3

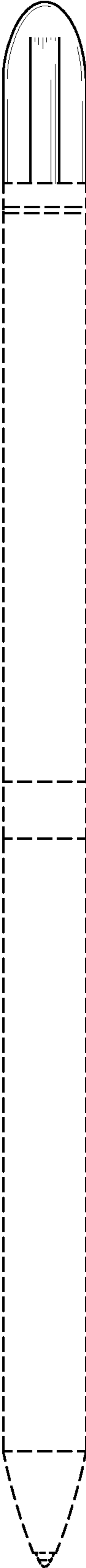


FIG. 4

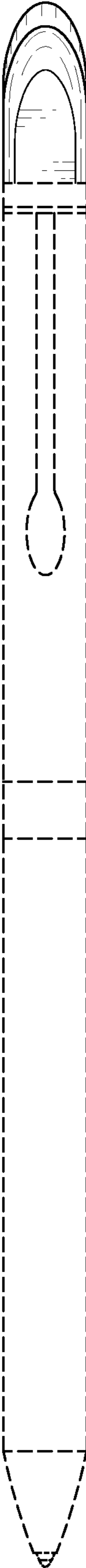


FIG. 5

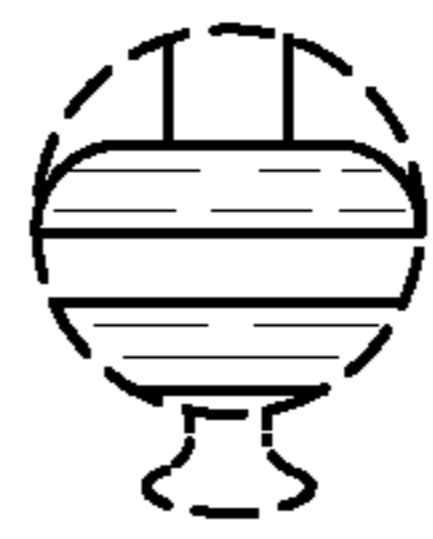


FIG. 6

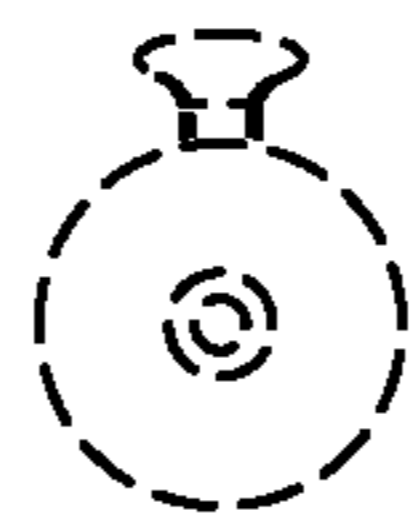


FIG. 7