



US00D689923S

(12) **United States Design Patent**
Rubin

(10) **Patent No.:** **US D689,923 S**

(45) **Date of Patent:** **** Sep. 17, 2013**

(54) **FLEXIBLE COVER FOR A CALCULATOR**

(56)

References Cited

(71) Applicant: **Jonathan Rubin**, Brooklyn, NY (US)

U.S. PATENT DOCUMENTS

(72) Inventor: **Jonathan Rubin**, Brooklyn, NY (US)

D283,138	S	*	3/1986	Hamar	D18/11
D483,797	S	*	12/2003	Kennedy et al.	D18/7
D536,365	S	*	2/2007	Ono et al.	D18/7
D544,029	S	*	6/2007	Kloeckner et al.	D18/7
D547,362	S	*	7/2007	de Brebisson	D18/7
D560,712	S	*	1/2008	de Brebisson	D18/7
D584,762	S	*	1/2009	Ono et al.	D18/7
D633,134	S	*	2/2011	Lin	D18/11
D676,079	S	*	2/2013	Rubin	D18/12
D677,715	S	*	3/2013	Rubin	D18/12
2008/0133626	A1	*	6/2008	Lapeira et al.	708/105

(**) Term: **14 Years**

(21) Appl. No.: **29/442,011**

(22) Filed: **Nov. 13, 2012**

Related U.S. Application Data

(63) Continuation of application No. 29/421,869, filed on Oct. 9, 2012, which is a continuation-in-part of application No. 29/421,430, filed on Jul. 26, 2012, now Pat. No. Des. 676,079, and a continuation-in-part of application No. 29/421,431, filed on Jul. 26, 2012, now Pat. No. Des. 677,715.

* cited by examiner

Primary Examiner — Garth Rademaker

(74) *Attorney, Agent, or Firm* — Jonathan E. Grant; Grant Patent & Services

(51) **LOC (9) Cl.** **18-01**

(57) **CLAIM**

The ornamental design for a flexible cover for a calculator, as shown and described.

(52) **U.S. Cl.**

USPC **D18/12; D18/11**

DESCRIPTION


(58) **Field of Classification Search**

USPC D14/218, 248, 250, 341–347, 387; D18/1, 2, 4.4, 4.5, 6–12, 12.1–12.3; D21/512; 235/58 R, 59 A, 59 BC–59 BH, 59 CP, 59 T, 235/59 TP, 61 R; 708/100, 105, 130

FIG. 1 is a front view of a flexible cover for a calculator; FIG. 2 is a side view thereof; FIG. 3 is a top view thereof; FIG. 4 is a rear elevation view thereof, shown with a portion bent outwards; and, FIG. 5 is a bottom view thereof.

See application file for complete search history.

1 Claim, 2 Drawing Sheets






Fig.3

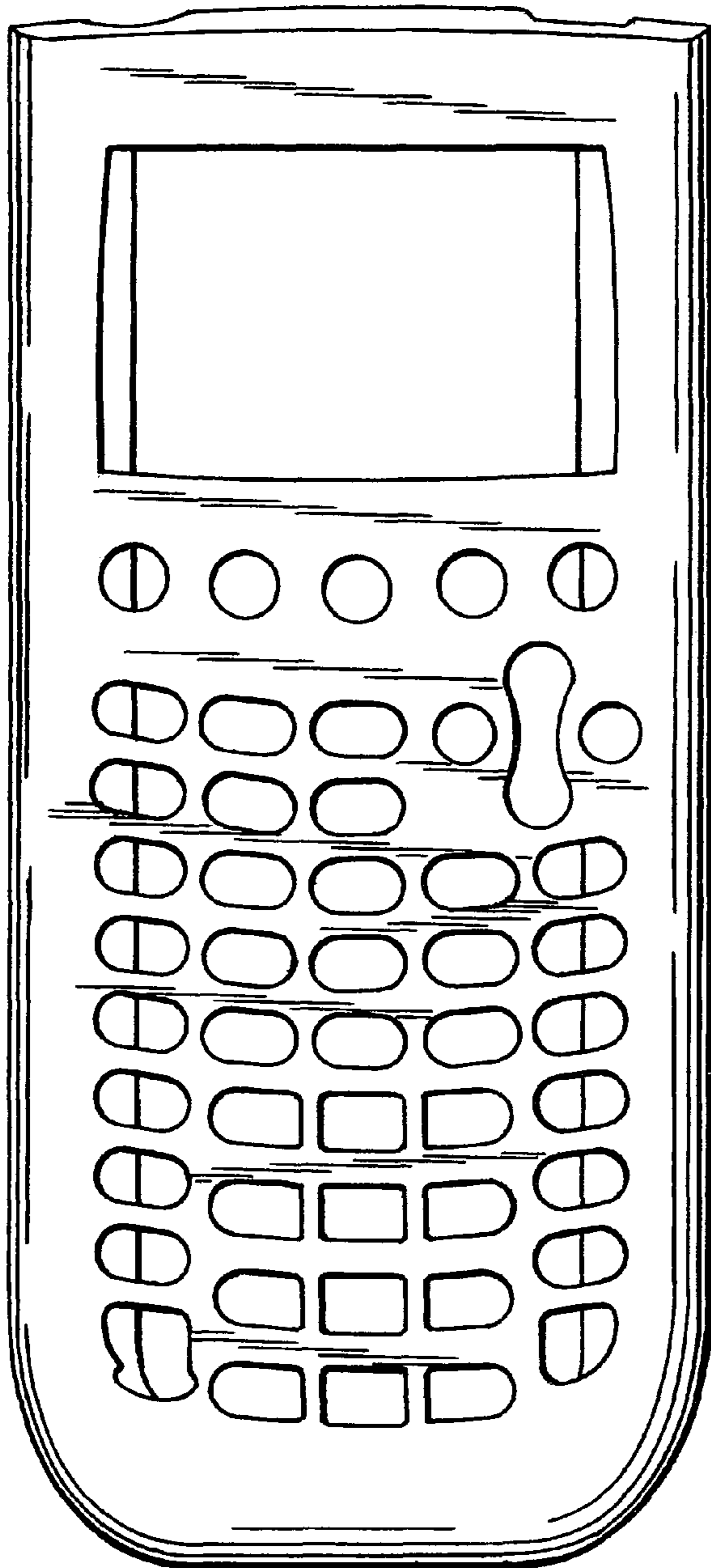


Fig.1




Fig.2

Fig.4

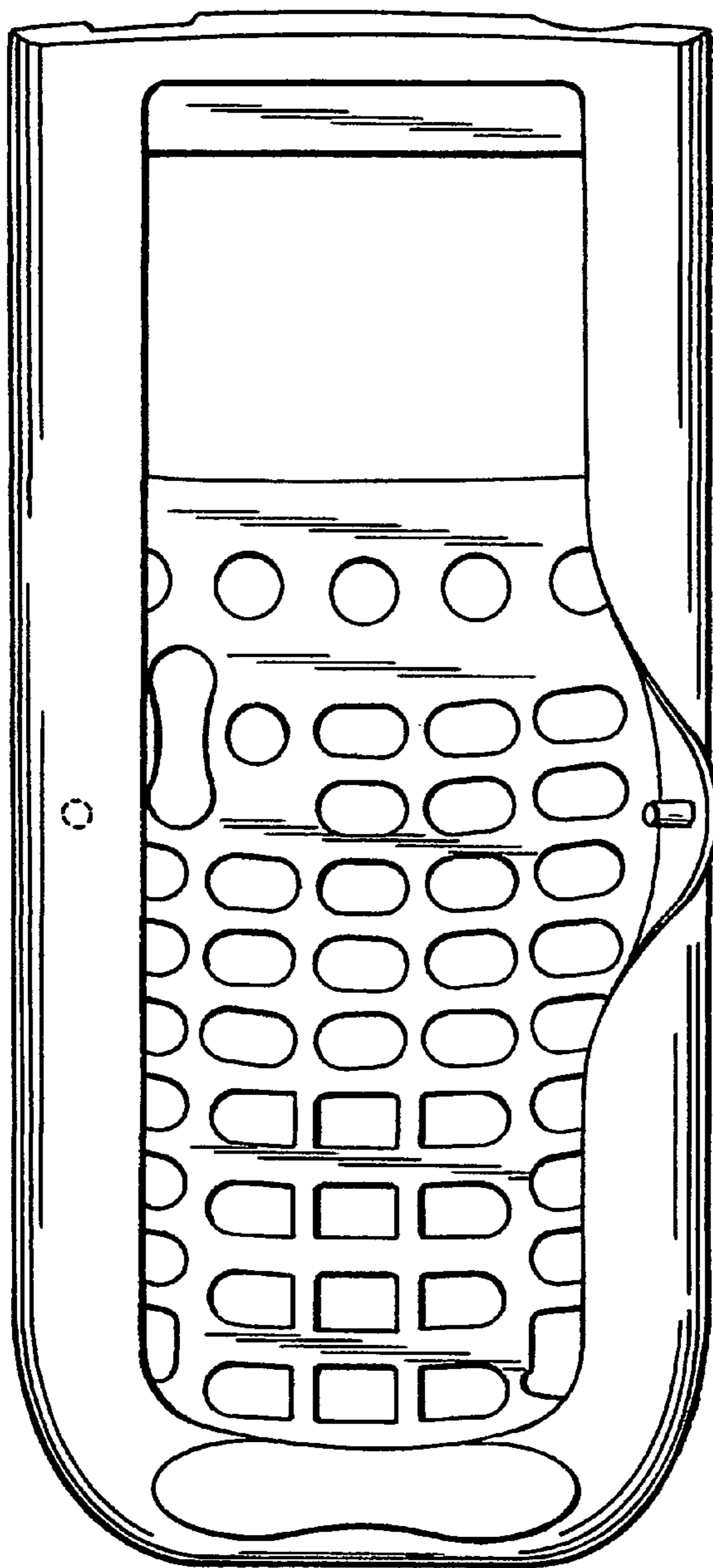


Fig.5

