



US00D689911S

(12) **United States Design Patent**
Park

(10) **Patent No.:** **US D689,911 S**

(45) **Date of Patent:** **** Sep. 17, 2013**

(54) **BONNET FOR A TRACTOR**

(71) Applicant: **Sung Hee Park**, Uiwang-si (KR)

(72) Inventor: **Sung Hee Park**, Uiwang-si (KR)

(73) Assignee: **LS Mtron Ltd.**, Anyang-si, Gyeonggi-do (KR)

(**) Term: **14 Years**

(21) Appl. No.: **29/435,581**

(22) Filed: **Oct. 25, 2012**

(30) **Foreign Application Priority Data**

May 17, 2012 (KR) 30-2012-0024411

(51) **LOC (9) Cl.** **15-03**

(52) **U.S. Cl.**
USPC **D15/31**

(58) **Field of Classification Search**
USPC D15/10, 11, 13-17, 28, 22-26, 31;
D12/173; 56/13.3, 13.4, 15.8, 15.9, 320.1;
180/89.1, 89.12, 900, 69.2, 68.1, 69.1
See application file for complete search history.

(56) **References Cited**

U.S. PATENT DOCUMENTS

D381,025 S * 7/1997 Bataille D15/31
D413,905 S * 9/1999 Schmidt et al. D15/31
D419,164 S * 1/2000 Heiler et al. D15/31
D465,500 S * 11/2002 Workman et al. D15/31
D473,882 S * 4/2003 Kuwae D15/31

D488,488 S * 4/2004 Montgomery et al. D15/31
D497,370 S * 10/2004 Katoh D15/31
D537,090 S * 2/2007 Kuwae D15/31
D554,669 S * 11/2007 Crookes et al. D15/31
D557,714 S * 12/2007 Higashikawa D15/31
D558,799 S * 1/2008 Higashikawa D15/31
D565,607 S * 4/2008 Moen et al. D15/31
D591,777 S * 5/2009 Kokitkar et al. D15/31
D631,489 S * 1/2011 Booth et al. D15/31
D632,312 S * 2/2011 Booth et al. D15/31

* cited by examiner

Primary Examiner — Mark Goodwin

(74) *Attorney, Agent, or Firm* — Sherr & Jiang, PLLC

(57) **CLAIM**

The ornamental design for a bonnet for a tractor, as shown and described.

DESCRIPTION

FIG. 1 is a perspective view of the bonnet for a tractor of the present invention;
FIG. 2 is a front elevation view of the bonnet for a tractor shown in FIG. 1;
FIG. 3 is a rear elevation view of the bonnet for a tractor shown in FIG. 1;
FIG. 4 is a left side elevation view of the bonnet for a tractor shown in FIG. 1;
FIG. 5 is a right side elevation view of the bonnet for a tractor shown in FIG. 1;
FIG. 6 is a top plan view of the bonnet for a tractor shown in FIG. 1; and,
FIG. 7 is a bottom plan view of the bonnet for a tractor shown in FIG. 1.

1 Claim, 7 Drawing Sheets



Fig. 1



Fig. 2



Fig. 3

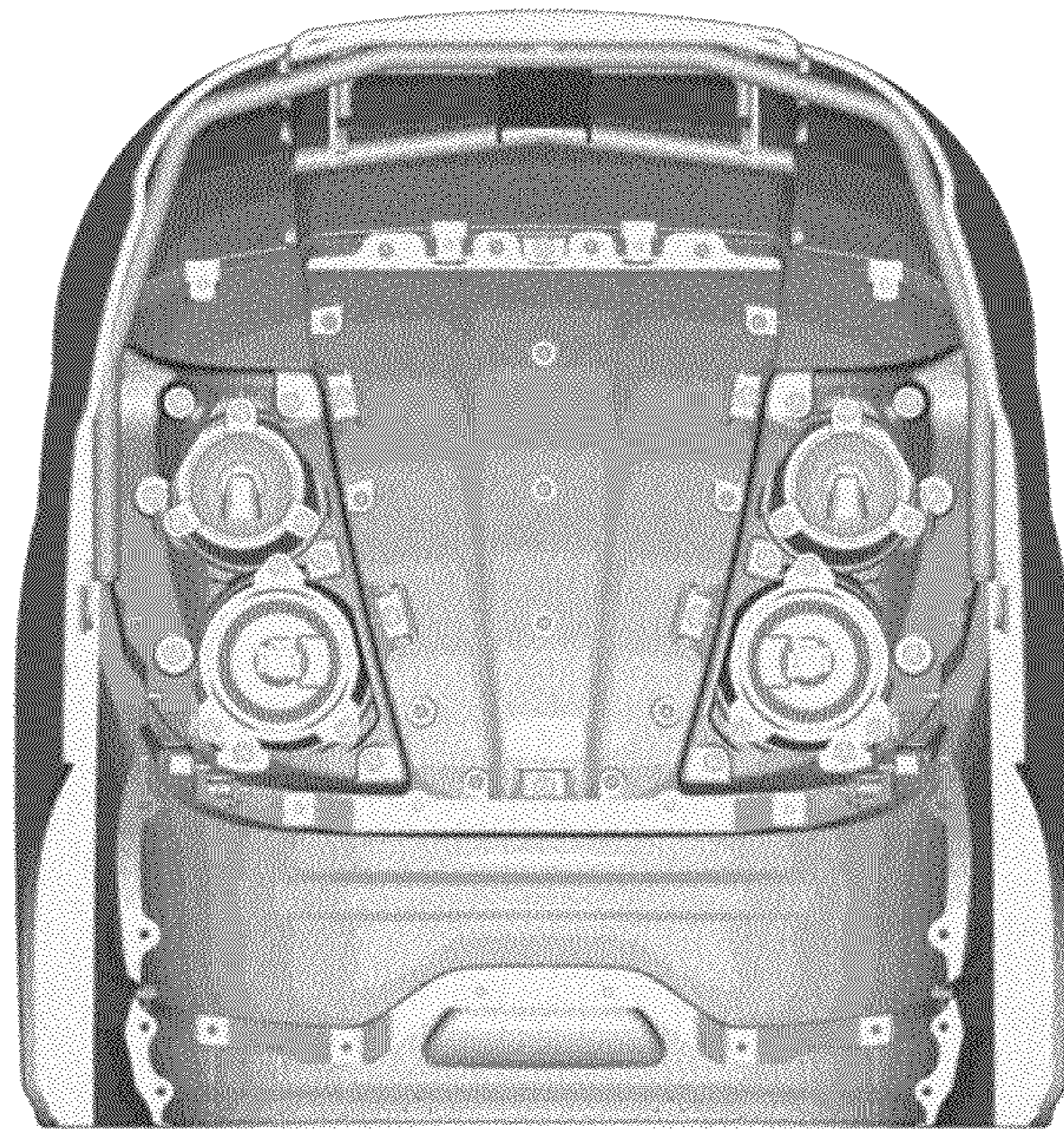


Fig. 4

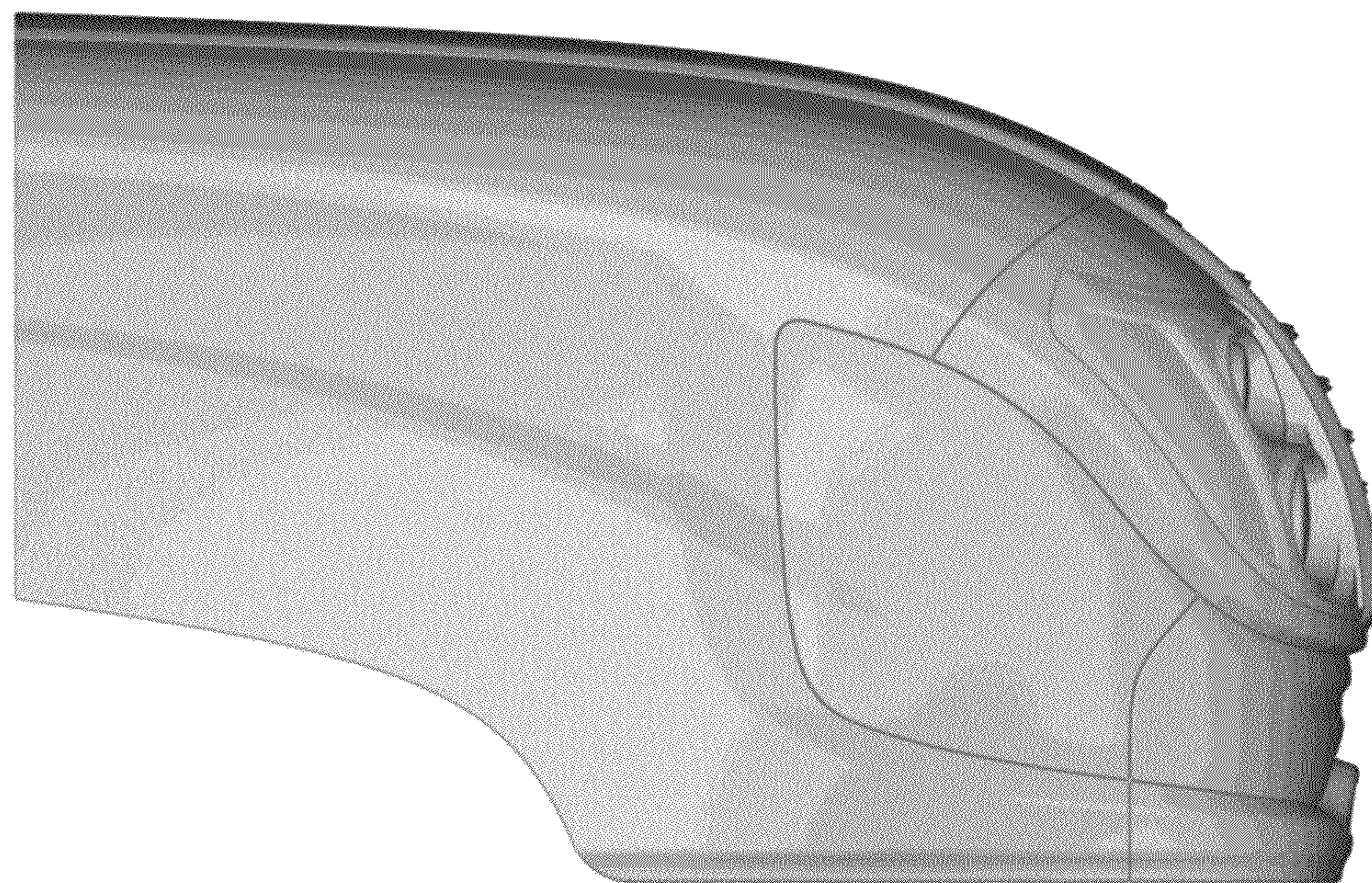


Fig. 5

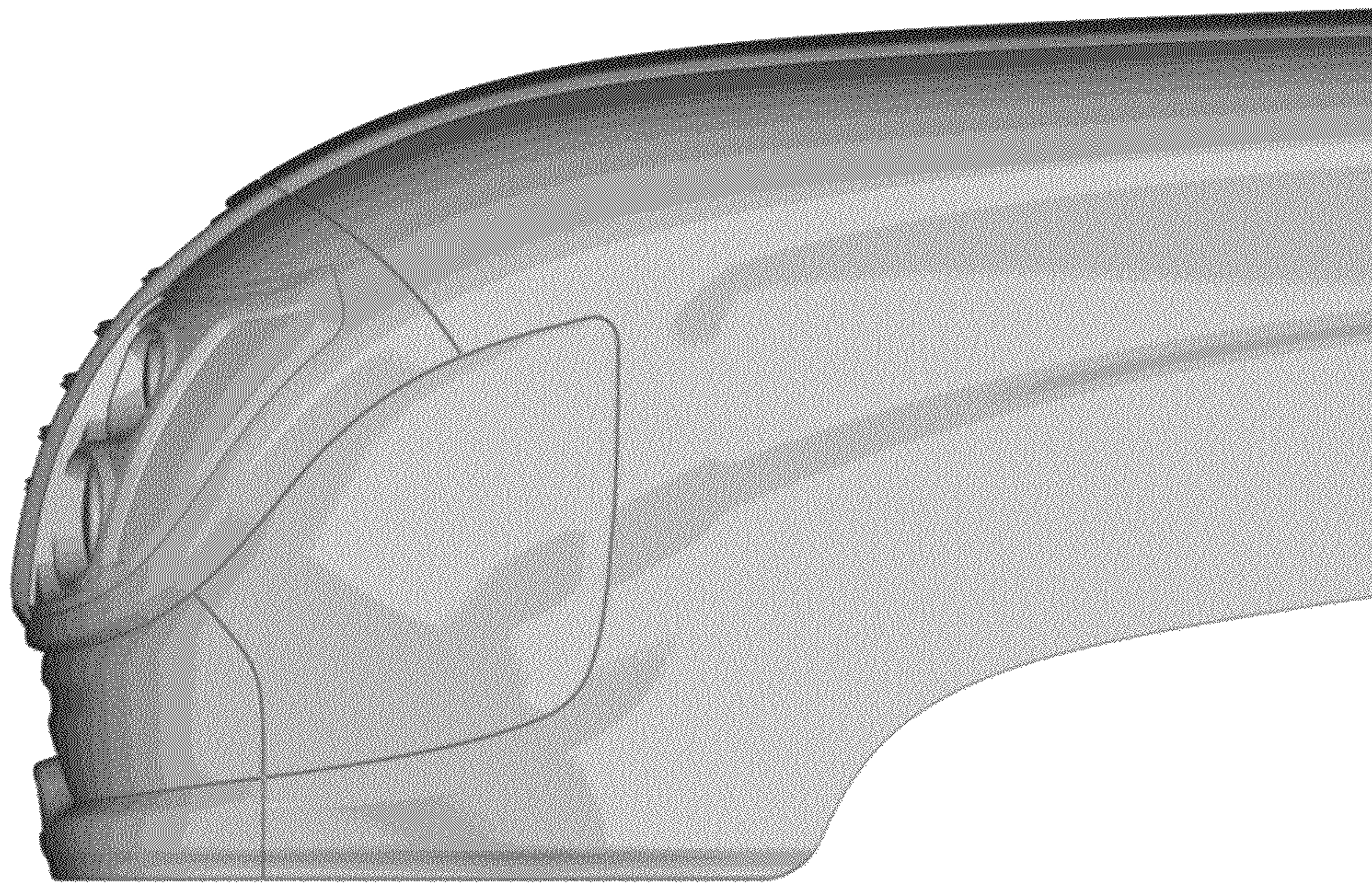


Fig. 6



Fig. 7

