



US00D689895S

(12) **United States Design Patent**
DeLuca

(10) **Patent No.:** **US D689,895 S**

(45) **Date of Patent:** **** Sep. 17, 2013**

(54) **ANIMATED THERMOSTAT PANEL FOR A DISPLAY SCREEN OR A PORTION THEREOF**

(71) Applicant: **Lux Products Corporation**, Mount Laurel, NJ (US)

(72) Inventor: **Michael R. DeLuca**, Mount Laurel, NJ (US)

(73) Assignee: **Lux Products Corporation**, Mount Laurel, NJ (US)

(**) Term: **14 Years**

(21) Appl. No.: **29/435,252**

(22) Filed: **Oct. 22, 2012**

(51) **LOC (9) Cl.** **32-00**

(52) **U.S. Cl.**
USPC **D14/486**

(58) **Field of Classification Search**
USPC D14/485-495; 715/700-782, 808-864,
715/961-977; D18/24-33; D20/611
See application file for complete search history.

(56) **References Cited**

U.S. PATENT DOCUMENTS

D271,380 S	11/1983	Zanazzo et al.
5,398,597 A	3/1995	Jones et al.
D364,573 S	11/1995	Pearsall
D452,249 S	12/2001	Fukuda
D456,293 S	4/2002	Tsumura et al.
D469,108 S	1/2003	Lorenzo

D543,992 S	6/2007	Vigesaa
D597,864 S	8/2009	Sakuma et al.
D607,418 S	1/2010	Kleman et al.
D615,547 S	5/2010	Weary et al.
D616,771 S	6/2010	Bhate et al.
D621,730 S	8/2010	Driver et al.
D629,809 S	12/2010	Weary et al.
D630,649 S	1/2011	Tokunaga et al.
D647,809 S	11/2011	Driver
D649,557 S	11/2011	Duchene
D651,529 S	1/2012	Mongell et al.
D653,626 S	2/2012	Gruenwald et al.
D656,952 S	4/2012	Weir et al.
2006/0233666 A1	10/2006	Vu et al.

Primary Examiner — Richard E Chilcot

(74) *Attorney, Agent, or Firm* — Maier & Maier PLLC

(57) **CLAIM**

The ornamental design for an animated thermostat panel for a display screen or portion thereof, as shown and described.

DESCRIPTION

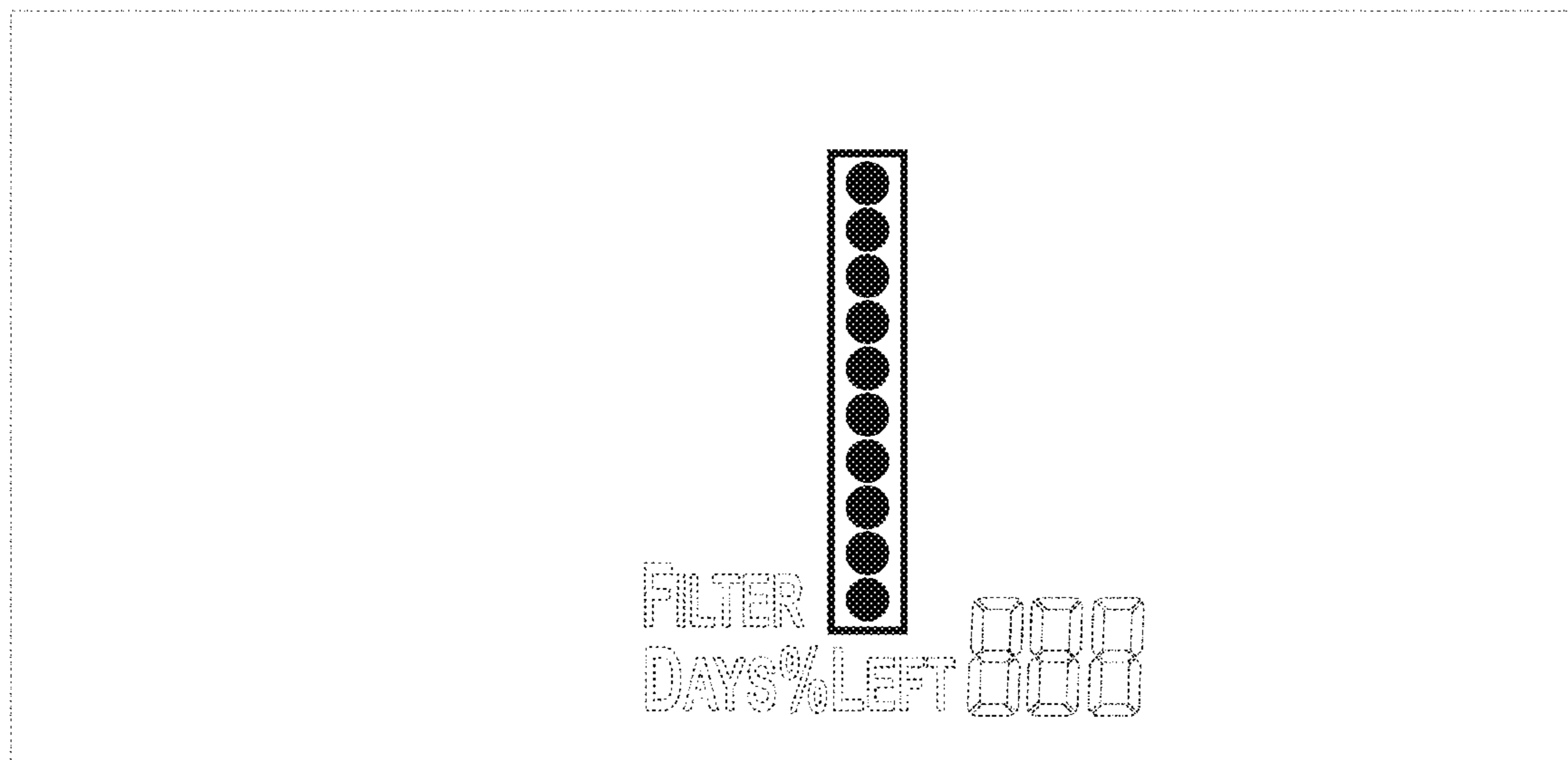
FIG. 1 is a front view of a animated thermostat panel for a display screen or a portion thereof showing a first image; FIG. 2 is a front view of a second image thereof; and, FIG. 3 is a front view of a third image thereof.

The appearance of the animated image sequentially transitions between the images shown in FIGS. 1 to 3.

The process or period in which one image transitions to another image forms no part of the claimed design.

The broken line showing in the Figures is for illustrative purposes only and forms no part of the claimed design.

1 Claim, 2 Drawing Sheets



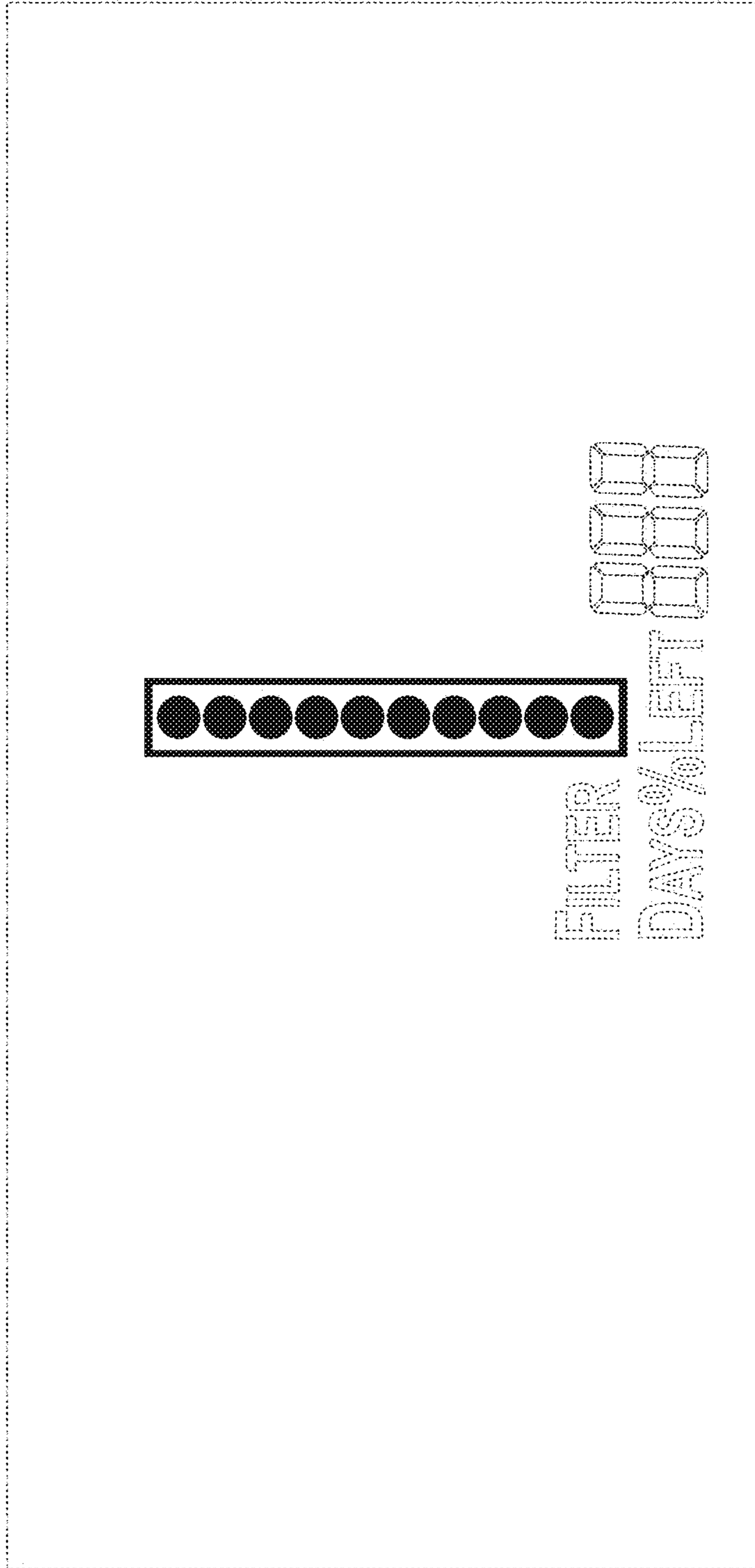


Fig. 1

Fig. 2

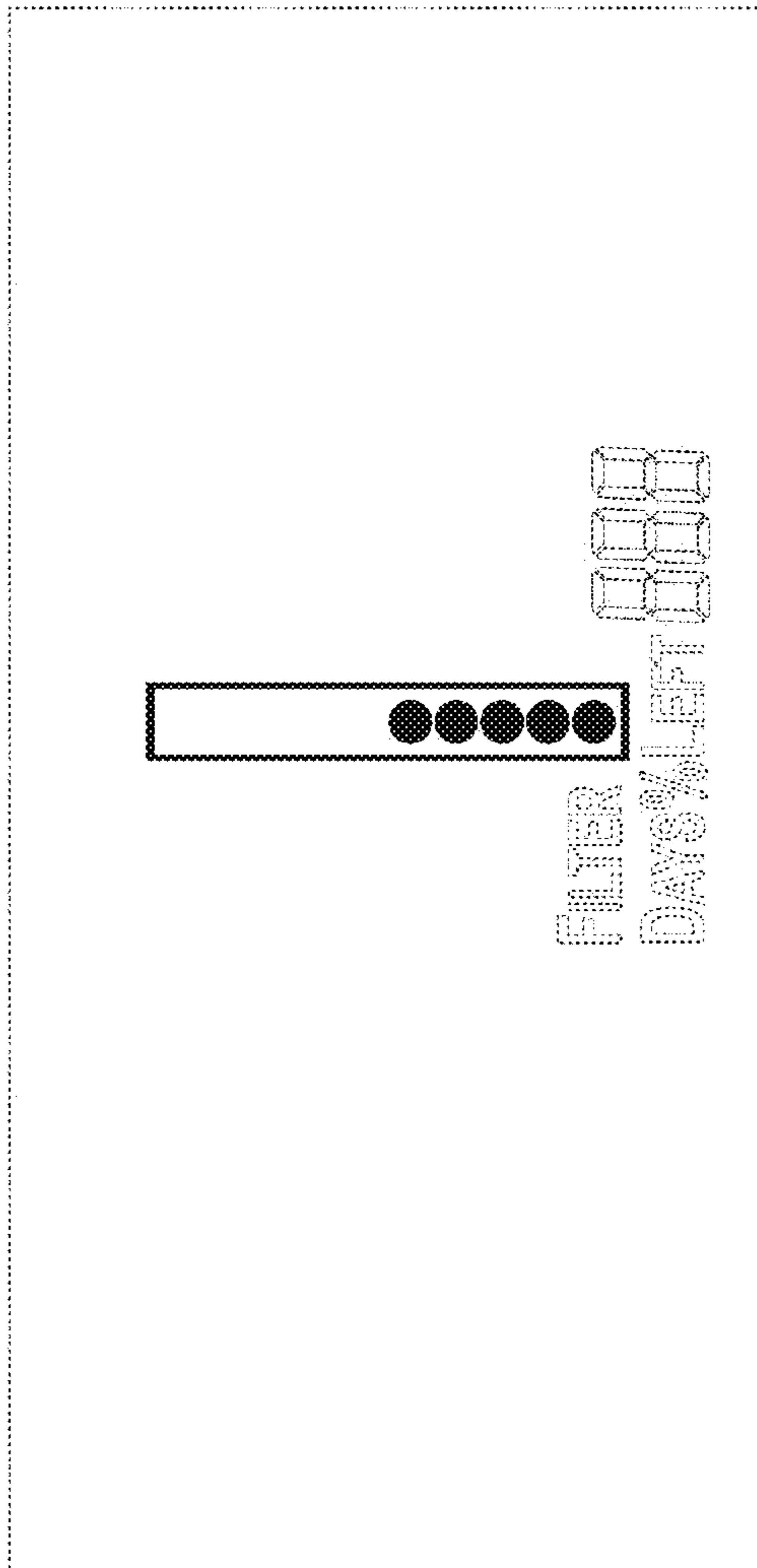


Fig. 3

