



US00D689863S

(12) **United States Design Patent**  
**Koenig et al.**

(10) **Patent No.:** **US D689,863 S**  
(45) **Date of Patent:** **\*\* Sep. 17, 2013**

(54) **STYLUS**

(71) Applicant: **Alumni Partners LLC**, San Clemente, CA (US)

(72) Inventors: **Howard Koenig**, Dana Point, CA (US);  
**Aaron Koenig**, San Clemente, CA (US)

(73) Assignee: **Alumni Partners LLC**, San Clemente, CA (US)

(\*\*) Term: **14 Years**

(21) Appl. No.: **29/432,700**

(22) Filed: **Sep. 19, 2012**

(51) **LOC (9) Cl.** ..... **14-02**

(52) **U.S. Cl.**  
USPC ..... **D14/411**

(58) **Field of Classification Search**  
USPC ..... D8/61; D14/411; D19/35, 36, 41-51,  
D19/54-58; 401/55, 99, 100, 104-107, 196,  
401/197, 202, 208, 209, 213, 192, 195, 243;  
708/107; 345/179, 173; 178/19.01; 700/94  
See application file for complete search history.

(56) **References Cited**

**U.S. PATENT DOCUMENTS**

D129,716 S *	9/1941	Trollen	.....	D3/208
D257,572 S *	12/1980	Wefler	.....	D3/208
D341,227 S *	11/1993	Lang et al.	.....	D28/76
D409,830 S *	5/1999	Stafford	.....	D3/208
D465,709 S *	11/2002	Robinson	.....	D8/34
D509,054 S *	9/2005	Shennib et al.	.....	D3/203.1

7,377,709 B2 *	5/2008	Butler	.....	401/195
D617,327 S *	6/2010	Crisp	.....	D14/411
D619,581 S *	7/2010	Tani et al.	.....	D14/411
D630,010 S *	1/2011	Brown	.....	D3/208
D645,816 S *	9/2011	Sasada et al.	.....	D13/108
D646,888 S *	10/2011	Kieswetter	.....	D3/208
D653,613 S *	2/2012	Sasada et al.	.....	D13/108
D655,707 S *	3/2012	Miyauchi et al.	.....	D14/411
D662,097 S *	6/2012	Lin	.....	D14/411
D673,154 S *	12/2012	Fang	.....	D14/411
2012/0104089 A1 *	5/2012	Silverbrook	.....	235/375

\* cited by examiner

*Primary Examiner* — Austin Murphy

(74) *Attorney, Agent, or Firm* — Lerner, David, Littenberg, Krumholz & Mentlik, LLP

(57) **CLAIM**

The ornamental design for a stylus, as shown and described.

**DESCRIPTION**

FIG. 1 is a perspective view of a stylus showing our new design;  
FIG. 2 is a front elevation view thereof;  
FIG. 3 is a rear elevation view thereof;  
FIG. 4 is a top plan view thereof;  
FIG. 5 is a bottom plan view thereof;  
FIG. 6 is a right side view thereof; and  
FIG. 7 is a left side view thereof; and,  
FIG. 8 is a perspective view of the stylus shown in FIG. 1 shown in a closed orientation.

The features of the stylus shown in broken lines and stippling are for illustrative purposes only and form no part of the claimed design.

**1 Claim, 2 Drawing Sheets**

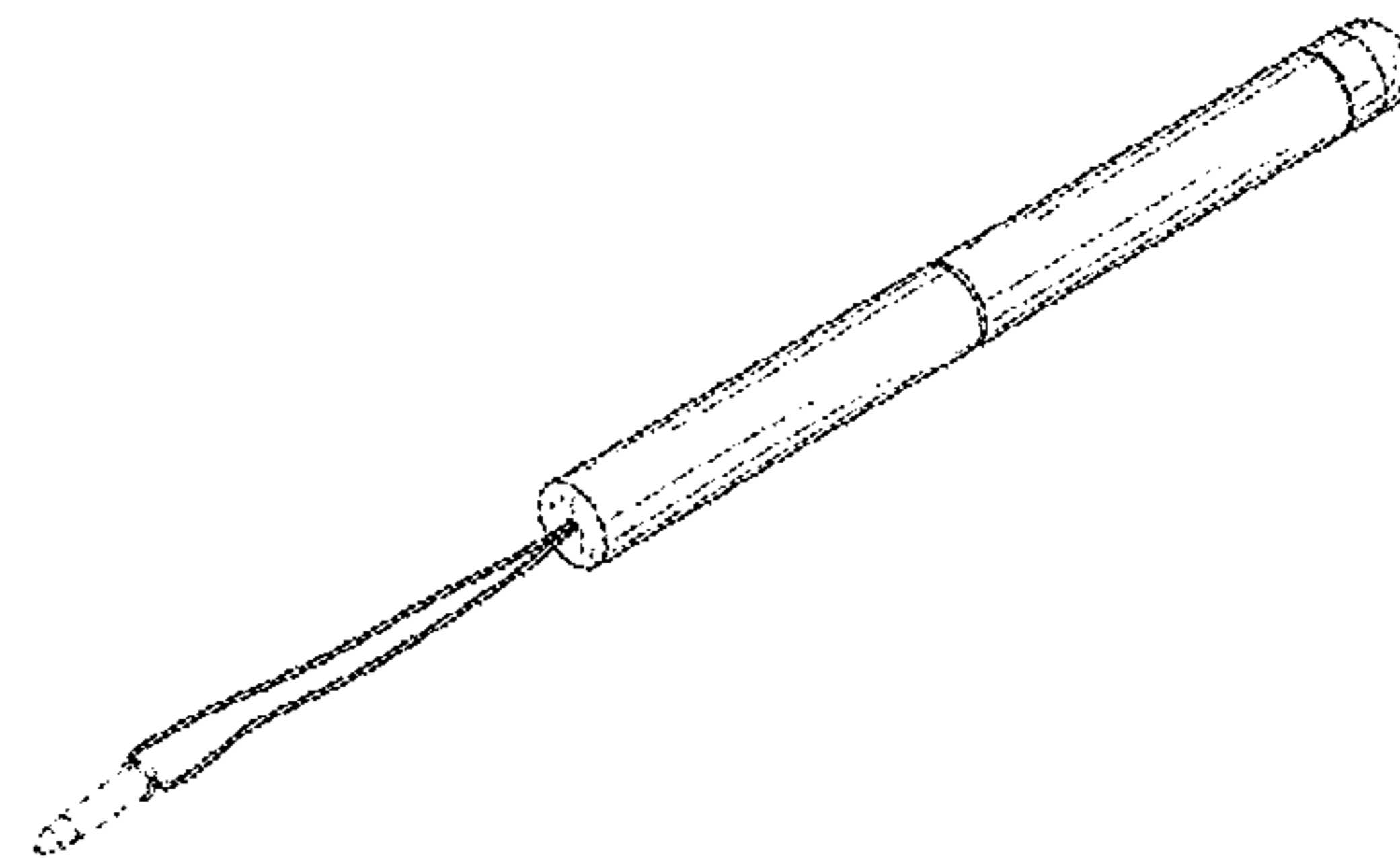
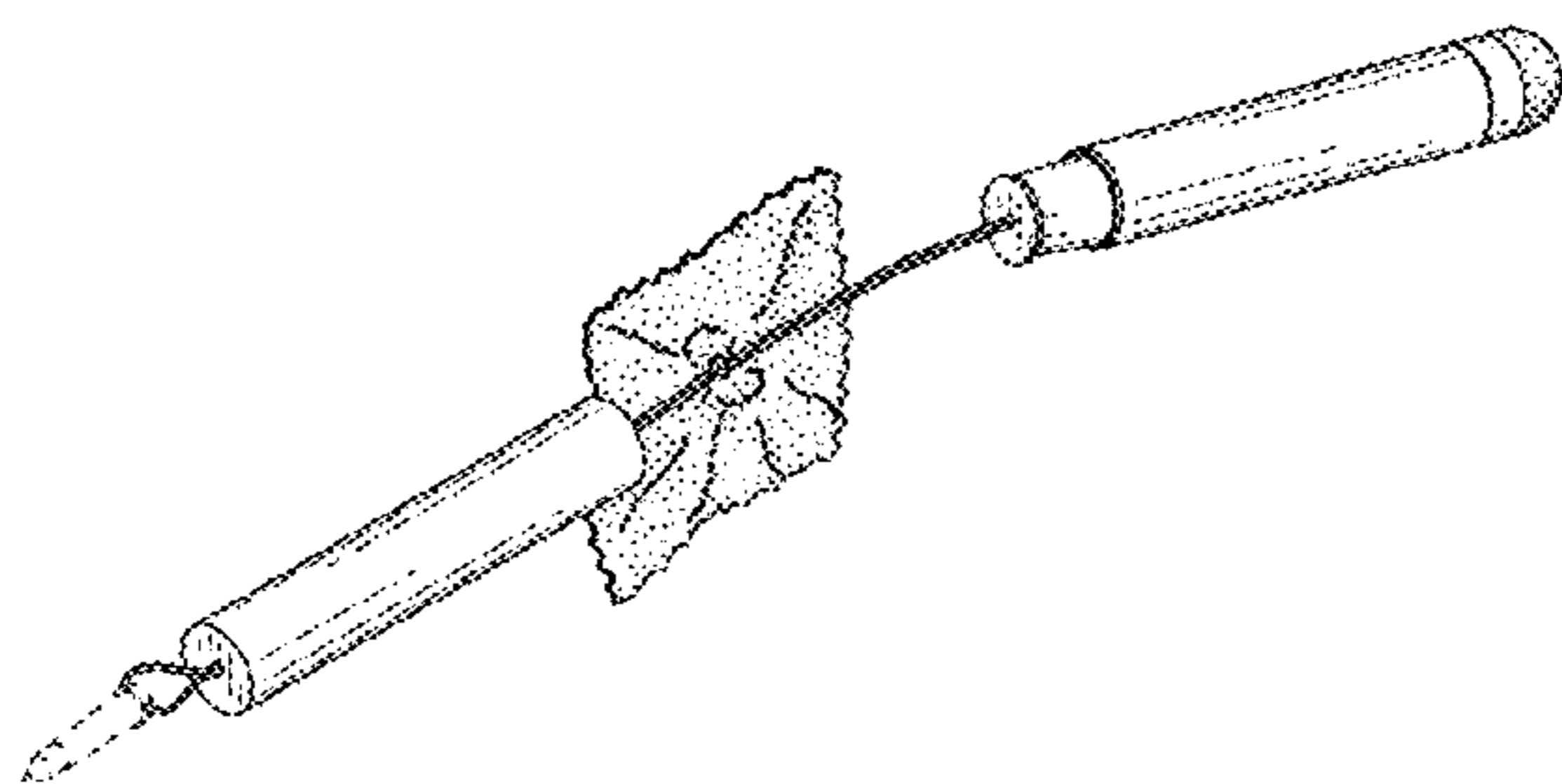


FIG. 1

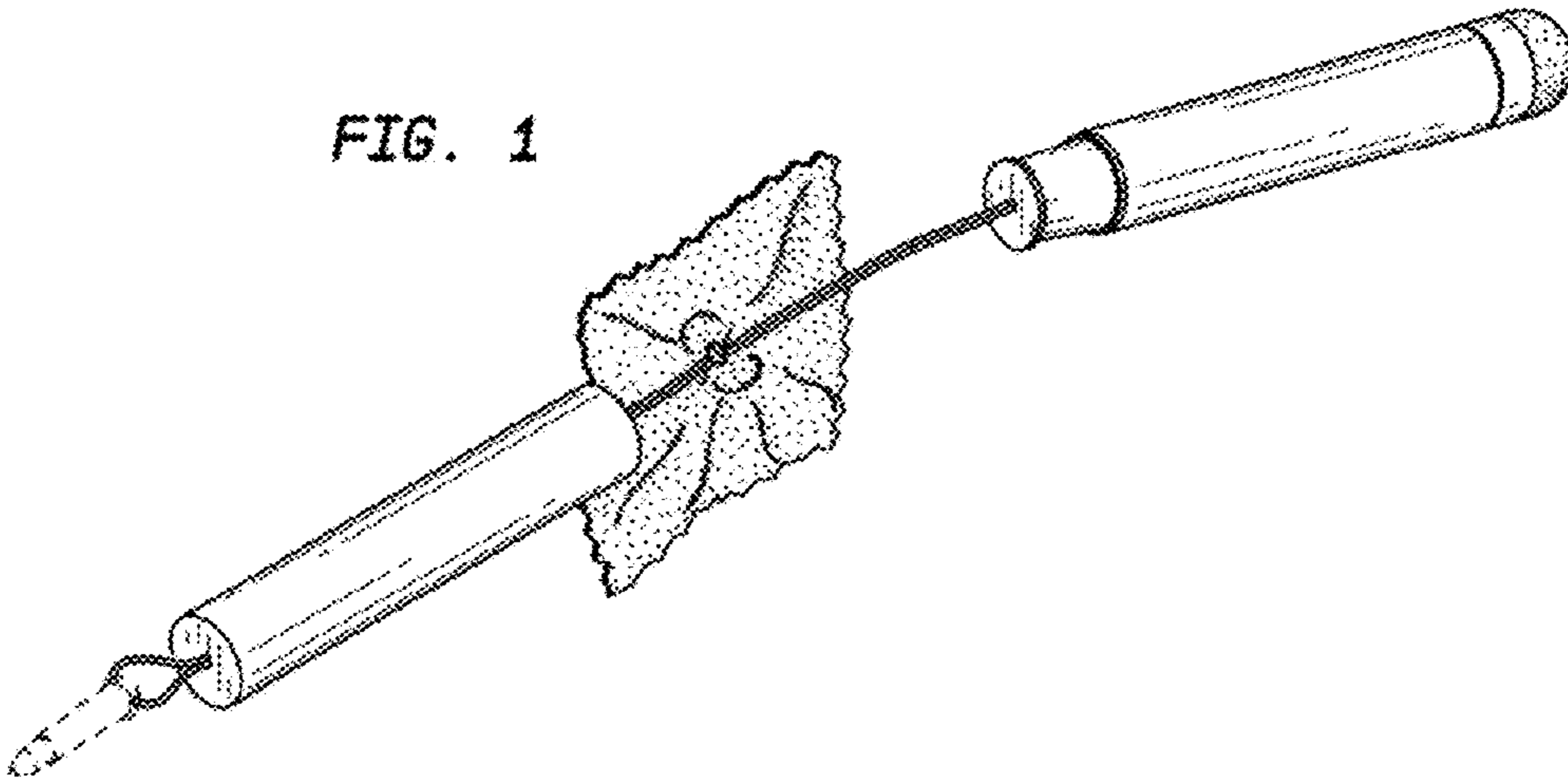


FIG. 2

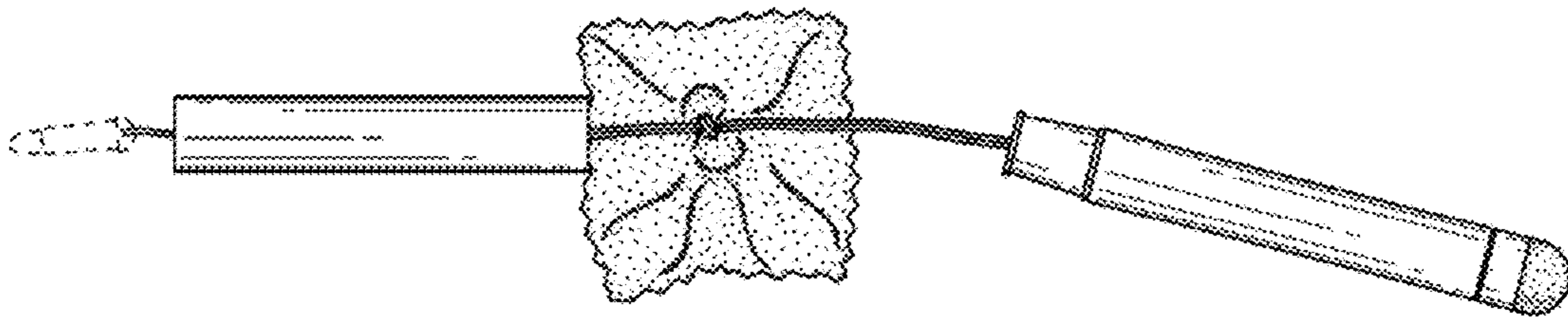


FIG. 3

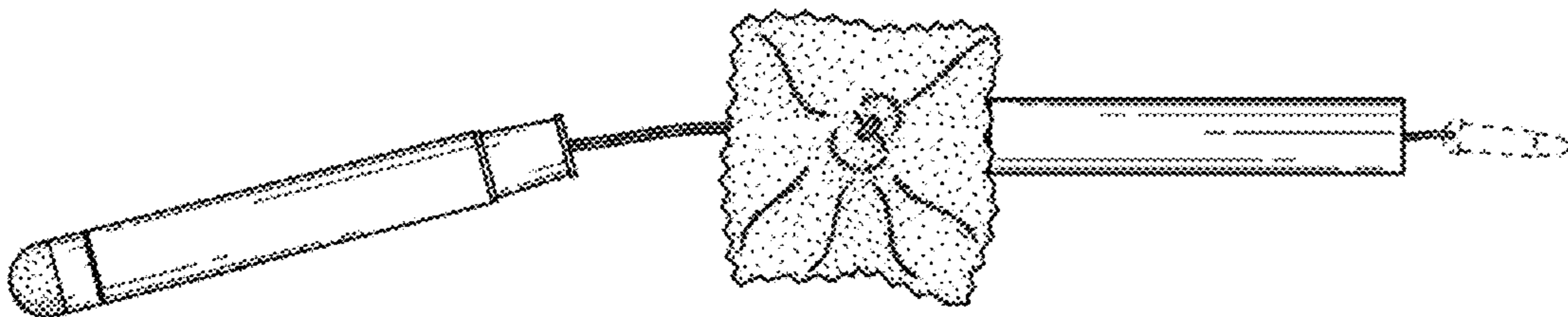


FIG. 4



FIG. 5



FIG. 6



FIG. 7



FIG. 8

