



US00D689849S

(12) **United States Design Patent**
Chen et al.

(10) **Patent No.:** **US D689,849 S**

(45) **Date of Patent:** **** Sep. 17, 2013**

(54) **IDENTIFICATION CARD APPARATUS**

(75) Inventors: **Hung-Yuan Chen**, Taoyuan County (TW); **Hsiung-I Hwang**, New Taipei (TW); **Kuo-Peng Lu**, New Taipei (TW)

(73) Assignees: **Wade/Garcia and Associates, Inc.**, Helotes, TX (US); **Michael H. Wade**, Helotes, TX (US); **Chao-Ter Tseng**, San Antonio, TX (US); **Hung-Yuan Chen**, Taoyuan County (TW)

(**) Term: **14 Years**

(21) Appl. No.: **29/431,062**

(22) Filed: **Sep. 2, 2012**

(51) **LOC (9) Cl.** **14-03**

(52) **U.S. Cl.**
USPC **D14/230; D14/238**

(58) **Field of Classification Search**
USPC D14/230–238, 354, 299, 358; D6/495;
D16/242; 343/700 R, 878–892; 455/561;
340/10.1

See application file for complete search history.

(56) **References Cited**

U.S. PATENT DOCUMENTS

D106,369 S * 10/1937 Lantz, Jr. D13/177
D210,536 S * 3/1968 Paganelli D8/353
D210,592 S * 3/1968 Paganelli D13/139.6

D308,464 S * 6/1990 Freeman et al. D8/353
D349,836 S * 8/1994 Maggard D8/14
D360,351 S * 7/1995 House et al. D8/353
D368,015 S * 3/1996 Cookson D8/353
D493,696 S * 8/2004 Keenum et al. D8/353
D534,904 S * 1/2007 Crawford D14/238
D559,656 S * 1/2008 DeCosta D8/353
D639,141 S * 6/2011 Chen et al. D8/353
D643,026 S * 8/2011 Podduturi D14/238
2011/0175707 A1 * 7/2011 Chen et al. 340/10.1

* cited by examiner

Primary Examiner — John Windmuller

(74) *Attorney, Agent, or Firm* — Li & Cai Intellectual Property (USA) Office

(57) **CLAIM**

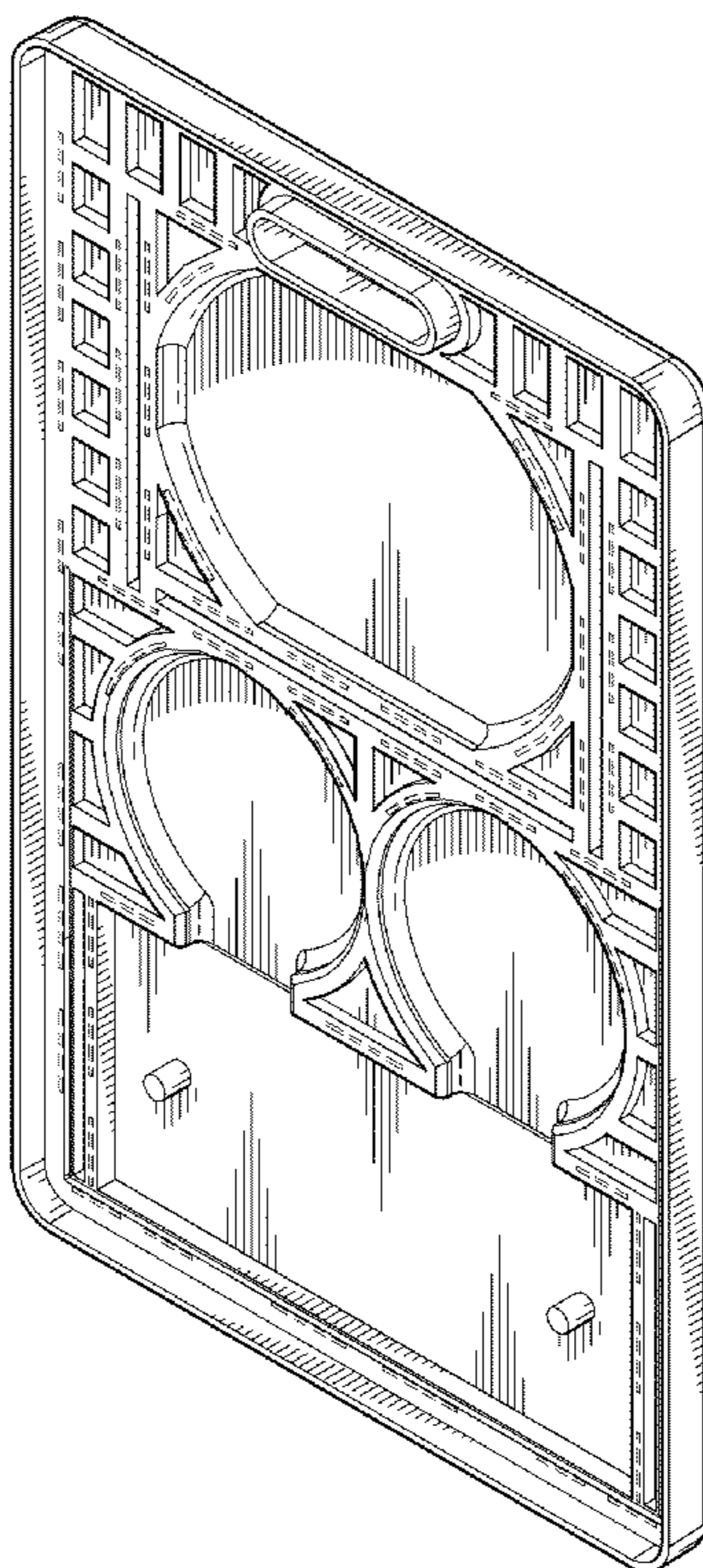
The ornamental design for an identification card apparatus, as shown and described.

DESCRIPTION

FIG. 1 is a perspective view of an identification card apparatus showing our new design;
FIG. 2 is a front view thereof;
FIG. 3 is a rear view thereof;
FIG. 4 is a left side view thereof;
FIG. 5 is a right side view thereof;
FIG. 6 is a top view thereof; and,
FIG. 7 is a bottom view thereof.

The dashed lines in the drawings are for illustrative purpose only and form no part of the claimed design.

1 Claim, 5 Drawing Sheets



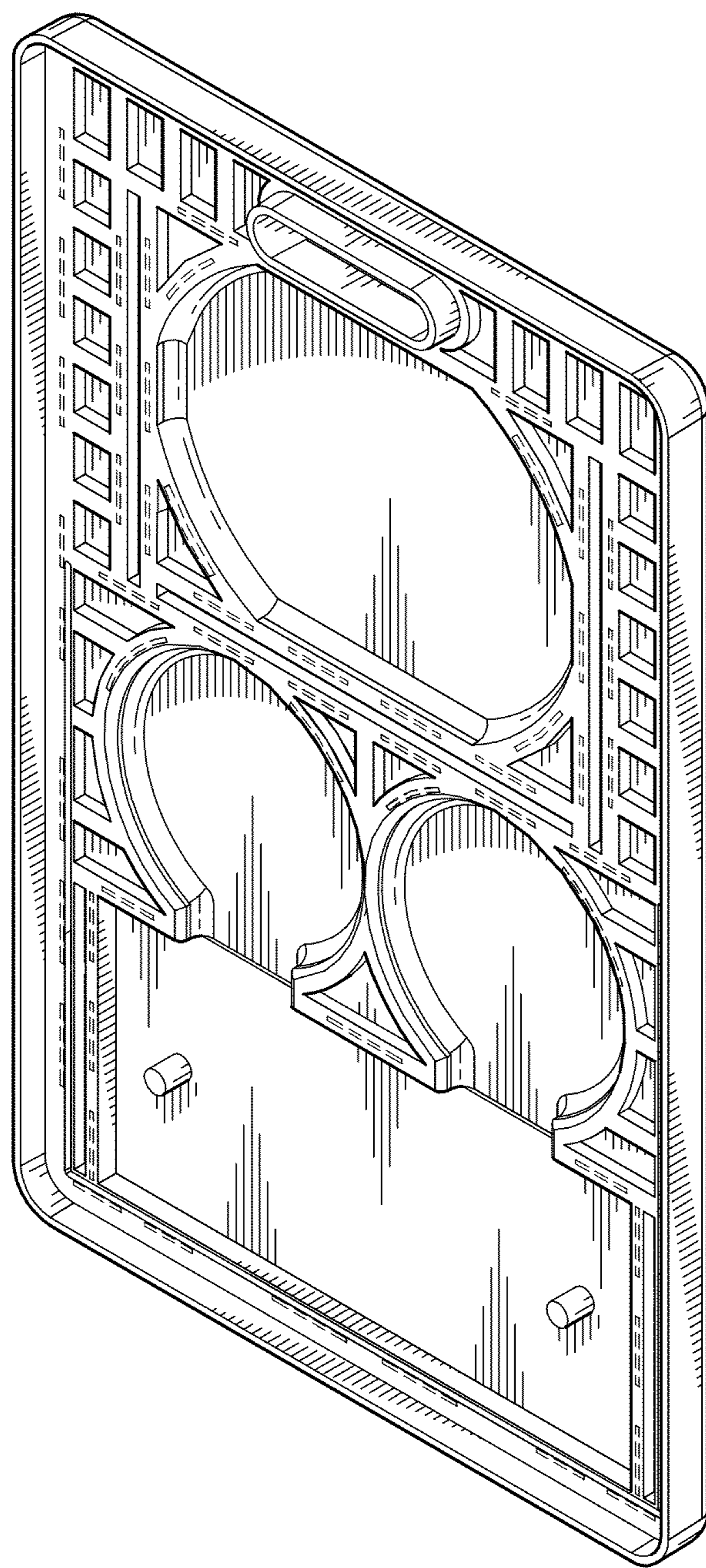


FIG. 1




FIG. 2

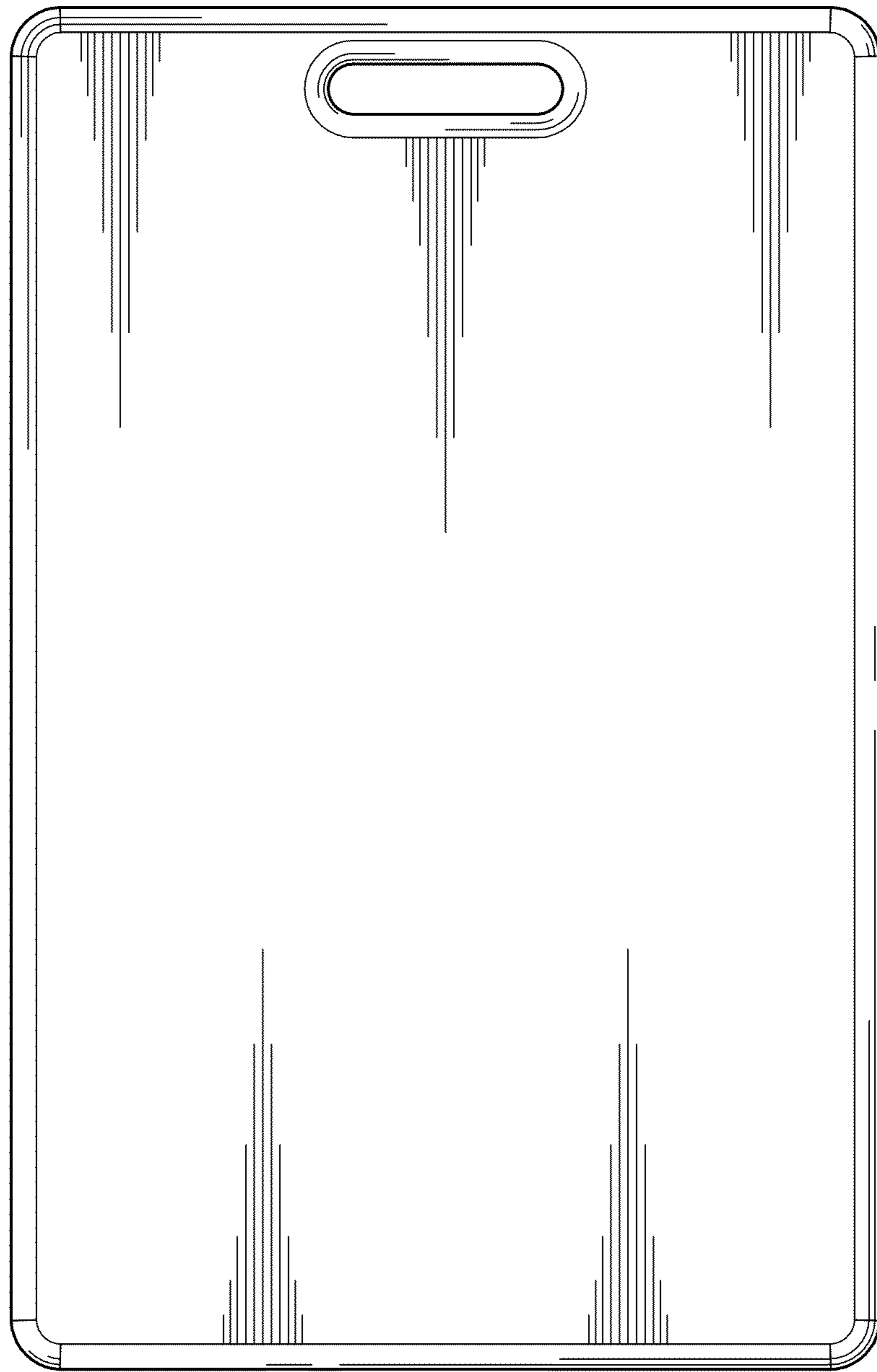


FIG. 3

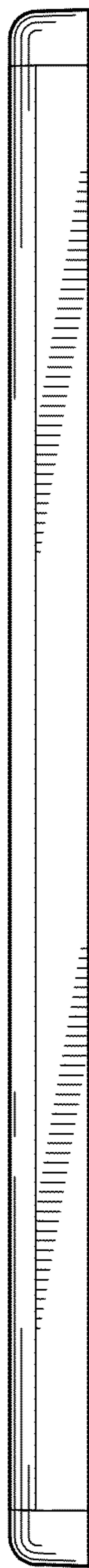


FIG. 4




FIG. 5




FIG. 6



FIG. 7